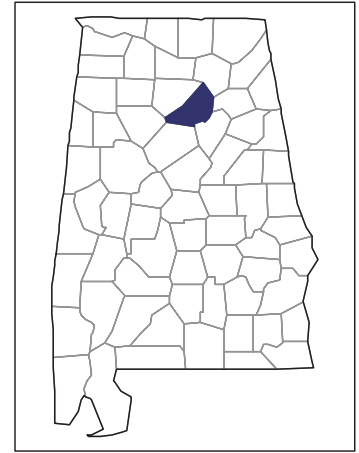


2007 CENSUS OF AGRICULTURE



Blount County – Alabama

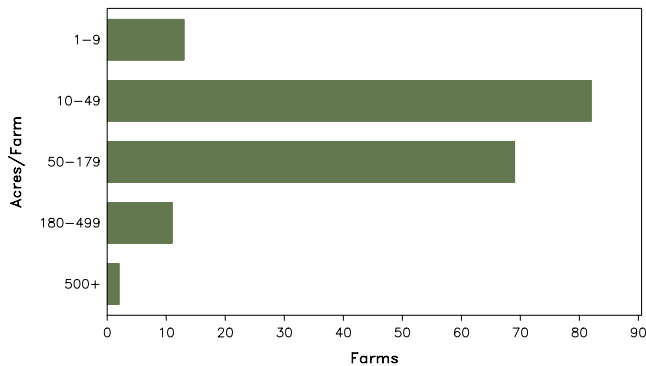
Farms with Women Principal Operators Compared with All Farms

	Women Principal Operators	All Farms
Number of Farms	177	1,414
Land in Farms	15,172 acres	151,282 acres
Average Size of Farm	86 acres	107 acres
Market Value of Products Sold	\$18,639,000	\$160,244,000
Crop Sales	\$597,000	\$6,653,000
Livestock Sales	\$18,042,000	\$153,591,000
Average Per Farm	\$105,303	\$113,327
Government Payments	\$41,000	\$583,000
Average Per Farm Receiving Payments	\$1,712	\$2,700

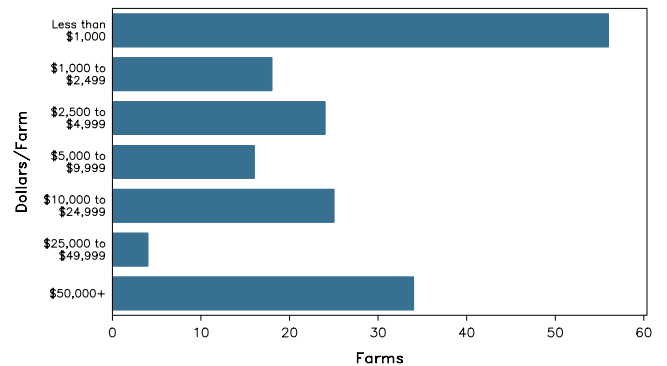
See footnotes on reverse page.

Farms with Women Principal Operators

Farms by Size



Farms by Economic Size



2007 CENSUS OF AGRICULTURE

Blount County – Alabama Farms with Women Principal Operators

Selected Highlights

Item	Farms	Quantity
MARKET VALUE OF AGRICULTURAL PRODUCTS SOLD (\$1,000)		
Total value of agricultural products sold	177	18,639
Value of crops including nursery and greenhouse	40	597
Value of livestock, poultry, and their products	105	18,042
VALUE OF SALES BY COMMODITY GROUP (\$1,000)		
Grains, oilseeds, dry beans, and dry peas	-	-
Tobacco	-	-
Cotton and cottonseed	-	-
Vegetables, melons, potatoes and sweet potatoes	6	15
Fruits, tree nuts, and berries	4	303
Nursery, greenhouse, floriculture, and sod	3	63
Cut Christmas trees and short rotation woody crops	-	-
Other crops and hay	27	216
Poultry and eggs	40	17,274
Cattle and calves	59	(D)
Milk and other dairy products from cows	3	9
Hogs and pigs	-	-
Sheep, goats, and their products	9	(D)
Horses, ponies, mules, burros, and donkeys	4	(D)
Aquaculture	-	-
Other animals and other animal products	5	(D)
TOP CROP ITEMS (acres)		
Forage - land used for all hay and haylage, grass silage, and greenchop	63	1,663
Peaches, all	2	(D)
Apples	2	(D)
Vegetables harvested for sale	6	(D)
Cucumbers and pickles	4	7
TOP LIVESTOCK INVENTORY ITEMS (number)		
Broilers and other meat-type chickens	21	1,120,200
Pullets for laying flock replacement	4	(D)
Layers	14	62,592
Cattle and calves	75	2,198
Quail	2	(D)

Operator Characteristics

Item	Quantity
Primary occupation:	
Farming	78
Other	99
Days worked off farm:	
None	75
Any	102
Years on present farm:	
2 years or less	8
3 to 4 years	21
5 to 9 years	20
10 years or more	128
Age group:	
Under 45 years	30
45 to 64 years	93
65 years and over	54
Average age of principal operator (years)	57.2

Economic Characteristics

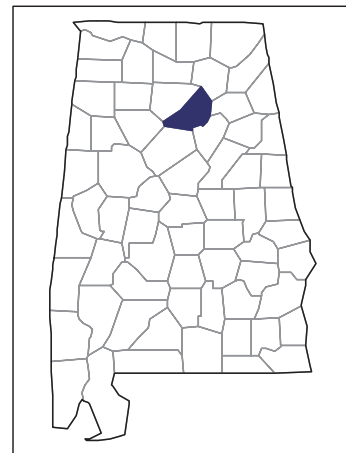
Item	Quantity
Farms by value of sales:	
Less than \$1,000	64
\$1,000 to \$2,499	15
\$2,500 to \$4,999	21
\$5,000 to \$9,999	14
\$10,000 to \$49,999	29
\$50,000 to \$99,999	3
\$100,000 to \$249,999	-
\$250,000 to \$499,999	20
\$500,000 or more	11
Total farm production expenses (\$1,000)	16,194
Average per farm (\$)	91,492
Net cash farm income of operation (\$1,000)	2,584
Average per farm (\$)	14,599
Value of agricultural products sold directly to individuals for human consumption (\$1,000)	19
Total organic product sales (\$1,000)	-
Total income from farm-related sources, gross before taxes and expenses (\$1,000)	98

See "Census of Agriculture, Volume 1, Geographic Area Series" for complete footnotes, explanations, definitions, and methodology.
(D) Cannot be disclosed. (Z) Less than half of the unit shown.

2007 CENSUS OF AGRICULTURE

Blount County – Alabama

Farms with Spanish, Hispanic, or Latino Operators Compared with All Farms



Data are not available at this geographic level for farms with Spanish, Hispanic, or Latino operators.



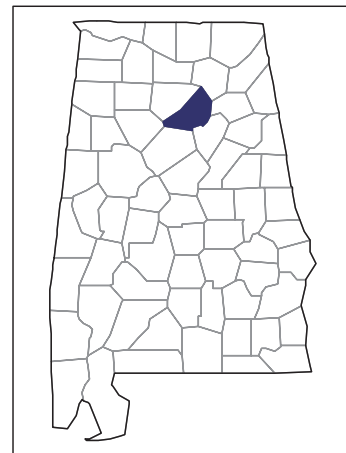
United States Department of Agriculture
National Agricultural Statistics Service

www.agcensus.usda.gov

2007 CENSUS OF AGRICULTURE

Blount County – Alabama

Farms with American Indian or Alaska Native Operators Compared with All Farms



Data are not available at this geographic level for farms with American Indian or Alaska Native operators.



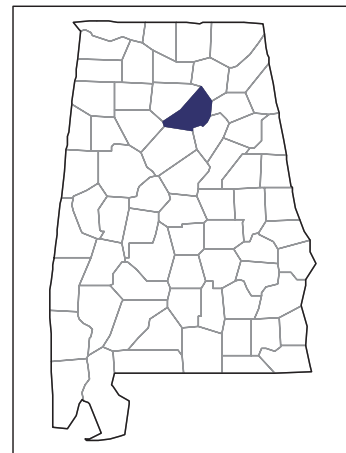
United States Department of Agriculture
National Agricultural Statistics Service

www.agcensus.usda.gov

2007 CENSUS OF AGRICULTURE

Blount County – Alabama

Farms with Asian Operators Compared with All Farms



Data are not available at this geographic level for farms with Asian operators.



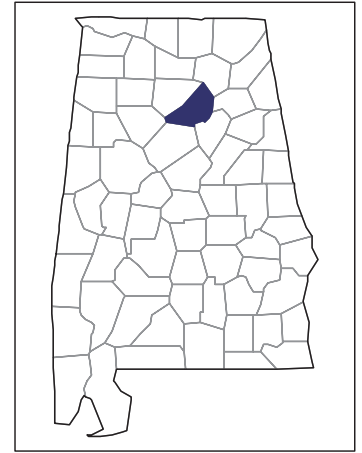
United States Department of Agriculture
National Agricultural Statistics Service

www.agcensus.usda.gov

2007 CENSUS OF AGRICULTURE

Blount County – Alabama

Farms with Black or African American Operators Compared with All Farms



Data are not available at this geographic level for farms with Black or African American operators.



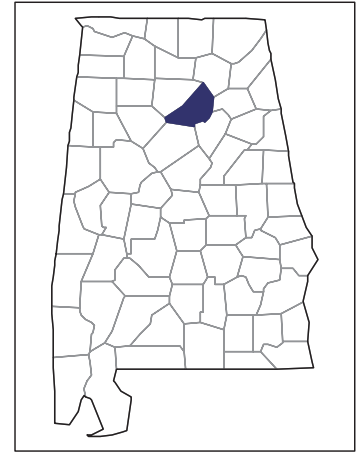
United States Department of Agriculture
National Agricultural Statistics Service

www.agcensus.usda.gov

2007 CENSUS *OF* AGRICULTURE

Blount County – Alabama

Farms with Native Hawaiian or Other Pacific Islander Operators Compared with All Farms



Data are not available at this geographic level for farms with Native Hawaiian or Other Pacific Islander operators.



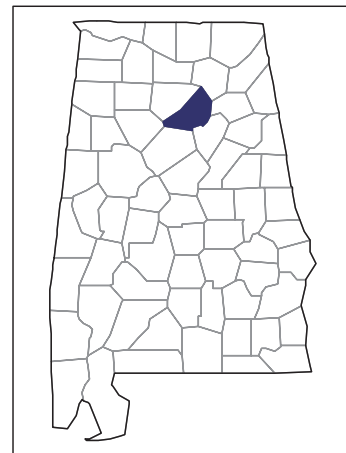
United States Department of Agriculture
National Agricultural Statistics Service

www.agcensus.usda.gov

2007 CENSUS OF AGRICULTURE

Blount County – Alabama

Farms with White Operators Compared with All Farms



Data are not available at this geographic level for farms with White operators.



United States Department of Agriculture
National Agricultural Statistics Service

www.agcensus.usda.gov

