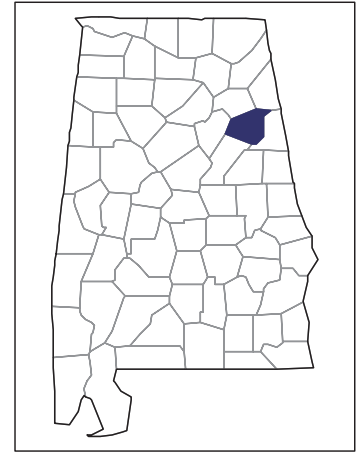


# 2007 CENSUS OF AGRICULTURE



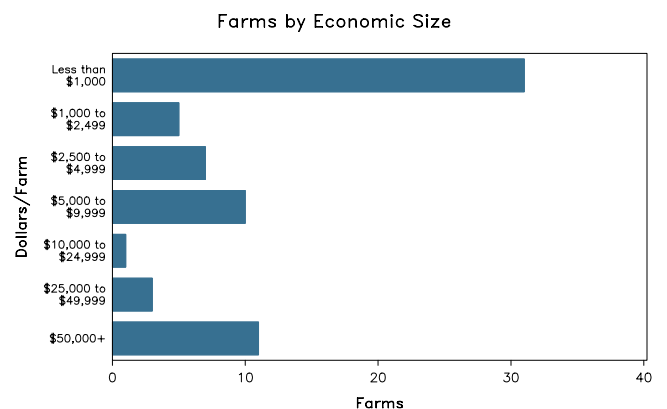
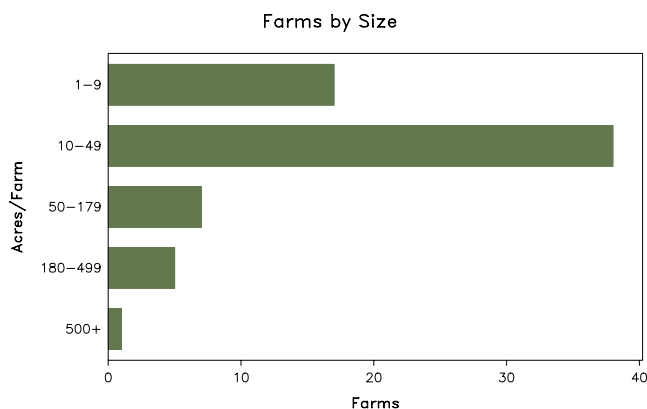
## Calhoun County – Alabama

### Farms with Women Principal Operators Compared with All Farms

	Women Principal Operators	All Farms
<b>Number of Farms</b>	68	735
<b>Land in Farms</b>	3,964 acres	76,201 acres
<b>Average Size of Farm</b>	58 acres	104 acres
<b>Market Value of Products Sold</b>	\$6,449,000	\$69,061,000
Crop Sales	(D)	\$10,242,000
Livestock Sales	(D)	\$58,818,000
Average Per Farm	\$94,832	\$93,960
<b>Government Payments</b>	\$13,000	\$391,000
Average Per Farm Receiving Payments	\$1,809	\$3,989

See footnotes on reverse page.

### Farms with Women Principal Operators



# 2007 CENSUS OF AGRICULTURE

## Calhoun County – Alabama Farms with Women Principal Operators

### Selected Highlights

Item	Farms	Quantity
<b>MARKET VALUE OF AGRICULTURAL PRODUCTS SOLD (\$1,000)</b>		
Total value of agricultural products sold	68	6,449
Value of crops including nursery and greenhouse	12	(D)
Value of livestock, poultry, and their products	38	(D)
<b>VALUE OF SALES BY COMMODITY GROUP (\$1,000)</b>		
Grains, oilseeds, dry beans, and dry peas	1	(D)
Tobacco	-	-
Cotton and cottonseed	-	-
Vegetables, melons, potatoes and sweet potatoes	-	-
Fruits, tree nuts, and berries	3	22
Nursery, greenhouse, floriculture, and sod	2	(D)
Cut Christmas trees and short rotation woody crops	-	-
Other crops and hay	6	9
Poultry and eggs	10	5,502
Cattle and calves	14	130
Milk and other dairy products from cows	-	-
Hogs and pigs	-	-
Sheep, goats, and their products	-	-
Horses, ponies, mules, burros, and donkeys	15	(D)
Aquaculture	-	-
Other animals and other animal products	-	-
<b>TOP CROP ITEMS (acres)</b>		
Forage - land used for all hay and haylage, grass silage, and greenchop	12	269
Soybeans for beans	1	(D)
Grapes	4	7
Land in berries	4	6
Peaches, all	1	(D)
<b>TOP LIVESTOCK INVENTORY ITEMS (number)</b>		
Broilers and other meat-type chickens	9	397,000
Cattle and calves	26	651
Geese	1	(D)
Horses and ponies	30	229
Ducks	1	(D)

### Operator Characteristics

Item	Quantity
Primary occupation:	
Farming	37
Other	31
Days worked off farm:	
None	25
Any	43
Years on present farm:	
2 years or less	6
3 to 4 years	2
5 to 9 years	4
10 years or more	56
Age group:	
Under 45 years	13
45 to 64 years	46
65 years and over	9
Average age of principal operator (years)	54.3

### Economic Characteristics

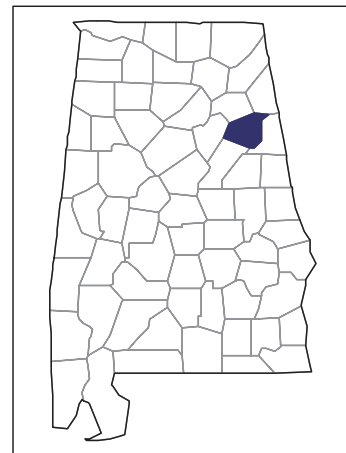
Item	Quantity
Farms by value of sales:	
Less than \$1,000	31
\$1,000 to \$2,499	6
\$2,500 to \$4,999	7
\$5,000 to \$9,999	9
\$10,000 to \$49,999	4
\$50,000 to \$99,999	-
\$100,000 to \$249,999	-
\$250,000 to \$499,999	8
\$500,000 or more	3
Total farm production expenses (\$1,000)	5,027
Average per farm (\$)	73,919
Net cash farm income of operation (\$1,000)	1,451
Average per farm (\$)	21,334
Value of agricultural products sold directly to individuals for human consumption (\$1,000)	-
Total organic product sales (\$1,000)	-
Total income from farm-related sources, gross before taxes and expenses (\$1,000)	16

See "Census of Agriculture, Volume 1, Geographic Area Series" for complete footnotes, explanations, definitions, and methodology.  
(D) Cannot be disclosed. (Z) Less than half of the unit shown.

# 2007 CENSUS OF AGRICULTURE

## Calhoun County – Alabama

### Farms with Spanish, Hispanic, or Latino Operators Compared with All Farms



Data are not available at this geographic level for farms with Spanish, Hispanic, or Latino operators.

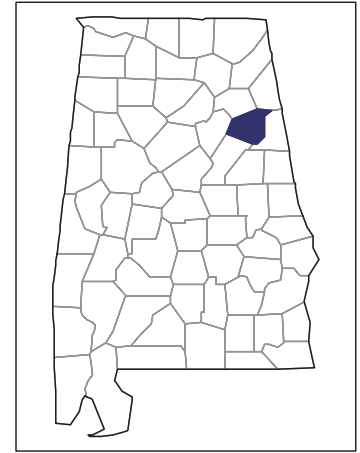


United States Department of Agriculture  
National Agricultural Statistics Service

[www.agcensus.usda.gov](http://www.agcensus.usda.gov)



# 2007 CENSUS OF AGRICULTURE



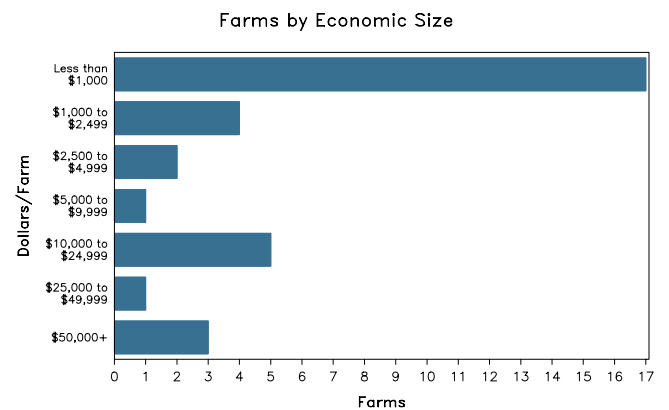
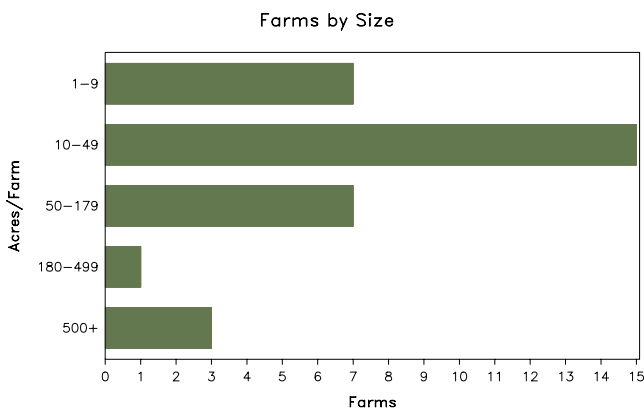
## Calhoun County – Alabama

### Farms with American Indian or Alaska Native Operators Compared with All Farms

	American Indian or Alaska Native Operators <sup>2</sup>	All Farms
<b>Number of Farm Operators</b> <sup>1</sup>	35	1,063
<b>Number of Farms</b>	33	735
<b>Land in Farms</b>	3,755 acres	76,201 acres
<b>Average Size of Farm</b>	114 acres	104 acres
<b>Market Value of Products Sold</b>	\$2,016,000	\$69,061,000
Crop Sales	\$43,000	\$10,242,000
Livestock Sales	\$1,973,000	\$58,818,000
Average Per Farm	\$61,083	\$93,960
<b>Government Payments</b>	\$16,000	\$391,000
Average Per Farm Receiving Payments	\$2,289	\$3,989

See footnotes on reverse page.

#### Farms with American Indian or Alaska Native Operators



# 2007 CENSUS OF AGRICULTURE

## Calhoun County – Alabama Farms with American Indian or Alaska Native Operators

### Selected Highlights

Item	Farms	Quantity
<b>MARKET VALUE OF AGRICULTURAL PRODUCTS SOLD (\$1,000)</b>		
Total value of agricultural products sold	33	2,016
Value of crops including nursery and greenhouse	7	43
Value of livestock, poultry, and their products	14	1,973
<b>VALUE OF SALES BY COMMODITY GROUP (\$1,000)</b>		
Grains, oilseeds, dry beans, and dry peas	-	-
Tobacco	-	-
Cotton and cottonseed	-	-
Vegetables, melons, potatoes and sweet potatoes	4	24
Fruits, tree nuts, and berries	2	(D)
Nursery, greenhouse, floriculture, and sod	-	-
Cut Christmas trees and short rotation woody crops	-	-
Other crops and hay	1	(D)
Poultry and eggs	2	(D)
Cattle and calves	10	(D)
Milk and other dairy products from cows	1	(D)
Hogs and pigs	-	-
Sheep, goats, and their products	1	(D)
Horses, ponies, mules, burros, and donkeys	3	2
Aquaculture	-	-
Other animals and other animal products	2	(D)
<b>TOP CROP ITEMS (acres)</b>		
Forage - land used for all hay and haylage, grass silage, and greenchop	6	355
Vegetables harvested for sale	4	4
Tomatoes in the open	3	2
Grapes	2	(D)
Apples	2	(D)
<b>TOP LIVESTOCK INVENTORY ITEMS (number)</b>		
Broilers and other meat-type chickens	2	(D)
Cattle and calves	12	750
Horses and ponies	18	91
Sheep and lambs	3	25
Layers	1	(D)

### Operator Characteristics

Item	Quantity
Primary occupation:	
Farming	14
Other	21
Days worked off farm:	
None	8
Any	27
Years on present farm:	
2 years or less	2
3 to 4 years	2
5 to 9 years	4
10 years or more	27
Age group:	
Under 45 years	3
45 to 64 years	25
65 years and over	7
Average age (years)	55.2

### Economic Characteristics

Item	Quantity
Farms by value of sales:	
Less than \$1,000	19
\$1,000 to \$2,499	2
\$2,500 to \$4,999	2
\$5,000 to \$9,999	1
\$10,000 to \$49,999	6
\$50,000 to \$99,999	-
\$100,000 to \$249,999	1
\$250,000 to \$499,999	1
\$500,000 or more	1
Total farm production expenses (\$1,000)	1,998
Average per farm (\$)	60,540
Net cash farm income of operation (\$1,000)	(D)
Average per farm (\$)	(D)
Value of agricultural products sold directly to individuals for human consumption (\$1,000)	3
Total organic product sales (\$1,000)	-
Total income from farm-related sources, gross before taxes and expenses (\$1,000)	9

See "Census of Agriculture, Volume 1, Geographic Area Series" for complete footnotes, explanations, definitions, and methodology.

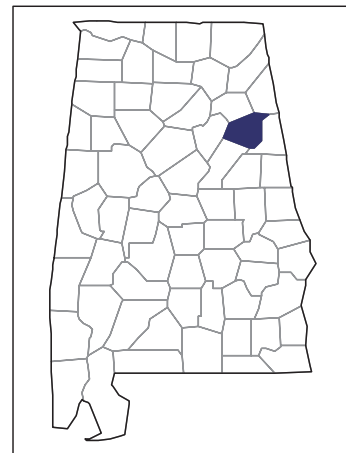
(D) Cannot be disclosed. (Z) Less than half of the unit shown.

<sup>1</sup> Data were collected for a maximum of three operators per farm. <sup>2</sup> Operators reporting selected race alone or in combination with other races.

# 2007 CENSUS *OF* AGRICULTURE

**Calhoun County – Alabama**

**Farms with Asian Operators  
Compared with All Farms**



**Data are not available at this geographic level for farms with Asian operators.**



United States Department of Agriculture  
National Agricultural Statistics Service

[www.agcensus.usda.gov](http://www.agcensus.usda.gov)

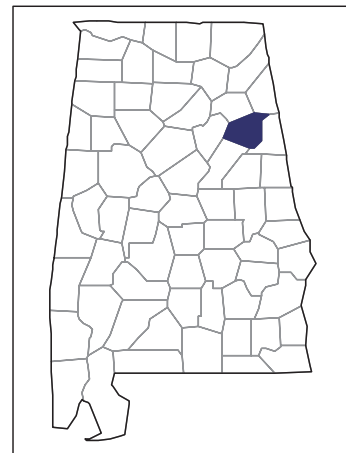




# 2007 CENSUS OF AGRICULTURE

## Calhoun County – Alabama

### Farms with Black or African American Operators Compared with All Farms



Data are not available at this geographic level for farms with Black or African American operators.



United States Department of Agriculture  
National Agricultural Statistics Service

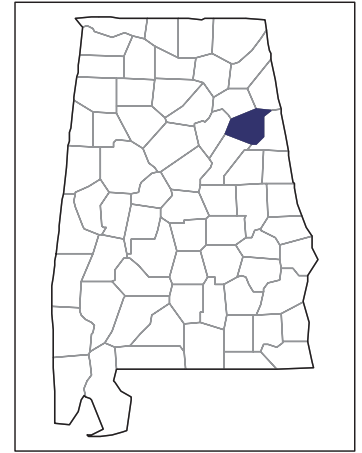
[www.agcensus.usda.gov](http://www.agcensus.usda.gov)



# 2007 CENSUS OF AGRICULTURE

## Calhoun County – Alabama

### Farms with Native Hawaiian or Other Pacific Islander Operators Compared with All Farms



Data are not available at this geographic level for farms with Native Hawaiian or Other Pacific Islander operators.



United States Department of Agriculture  
National Agricultural Statistics Service

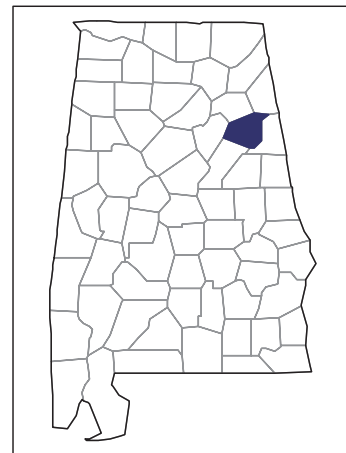
[www.agcensus.usda.gov](http://www.agcensus.usda.gov)



# 2007 CENSUS *OF* AGRICULTURE

## Calhoun County – Alabama

### Farms with White Operators Compared with All Farms



**Data are not available at this geographic level for farms with White operators.**



United States Department of Agriculture  
National Agricultural Statistics Service

[www.agcensus.usda.gov](http://www.agcensus.usda.gov)

