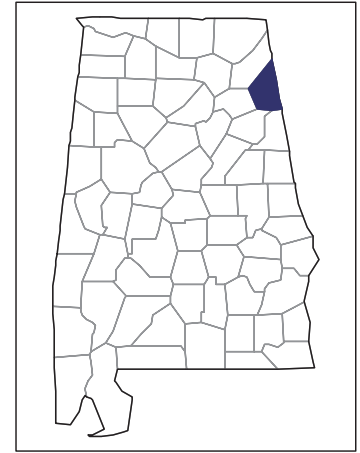


2007 CENSUS OF AGRICULTURE



Cherokee County – Alabama

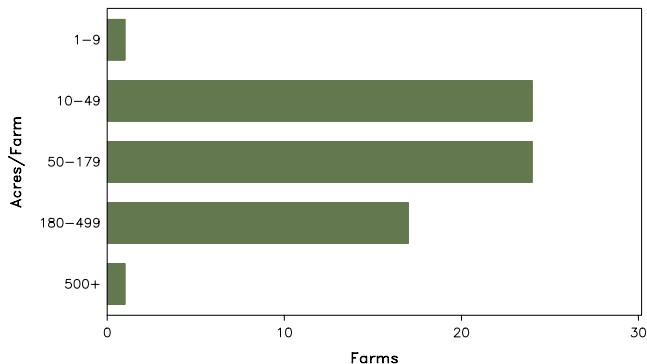
Farms with Women Principal Operators Compared with All Farms

	Women Principal Operators	All Farms
Number of Farms	67	654
Land in Farms	8,501 acres	132,918 acres
Average Size of Farm	127 acres	203 acres
Market Value of Products Sold	\$5,456,000	\$60,001,000
Crop Sales	(D)	\$16,974,000
Livestock Sales	(D)	\$43,026,000
Average Per Farm	\$81,430	\$91,744
Government Payments	\$103,000	\$2,838,000
Average Per Farm Receiving Payments	\$3,227	\$9,719

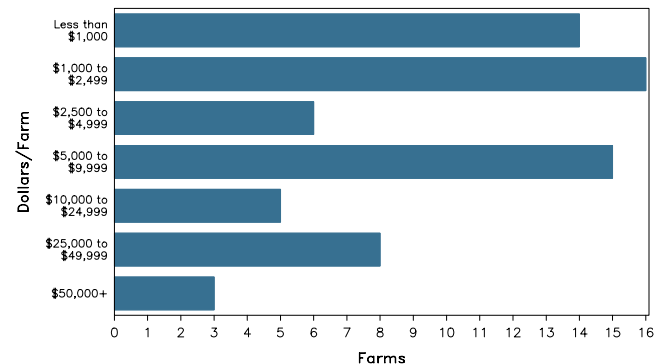
See footnotes on reverse page.

Farms with Women Principal Operators

Farms by Size



Farms by Economic Size



2007 CENSUS OF AGRICULTURE

Cherokee County – Alabama Farms with Women Principal Operators

Selected Highlights

Item	Farms	Quantity
MARKET VALUE OF AGRICULTURAL PRODUCTS SOLD (\$1,000)		
Total value of agricultural products sold	67	5,456
Value of crops including nursery and greenhouse	15	(D)
Value of livestock, poultry, and their products	32	(D)
VALUE OF SALES BY COMMODITY GROUP (\$1,000)		
Grains, oilseeds, dry beans, and dry peas	2	(D)
Tobacco	-	-
Cotton and cottonseed	1	(D)
Vegetables, melons, potatoes and sweet potatoes	-	-
Fruits, tree nuts, and berries	1	(D)
Nursery, greenhouse, floriculture, and sod	1	(D)
Cut Christmas trees and short rotation woody crops	-	-
Other crops and hay	10	(D)
Poultry and eggs	5	(D)
Cattle and calves	26	283
Milk and other dairy products from cows	1	(D)
Hogs and pigs	-	-
Sheep, goats, and their products	2	(D)
Horses, ponies, mules, burros, and donkeys	3	6
Aquaculture	-	-
Other animals and other animal products	-	-
TOP CROP ITEMS (acres)		
Forage - land used for all hay and haylage, grass silage, and greenchop	23	772
Soybeans for beans	2	(D)
Corn for grain	2	(D)
Cotton, all	1	(D)
Apples	1	(D)
TOP LIVESTOCK INVENTORY ITEMS (number)		
Broilers and other meat-type chickens	2	(D)
Quail	1	(D)
Cattle and calves	31	854
Pheasants	1	(D)
Goats, all	3	80

Operator Characteristics

Item	Quantity
Primary occupation:	
Farming	16
Other	51
Days worked off farm:	
None	32
Any	35
Years on present farm:	
2 years or less	1
3 to 4 years	10
5 to 9 years	19
10 years or more	37
Age group:	
Under 45 years	9
45 to 64 years	34
65 years and over	24
Average age of principal operator (years)	61.4

Economic Characteristics

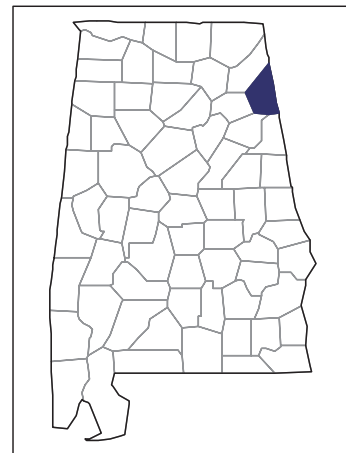
Item	Quantity
Farms by value of sales:	
Less than \$1,000	33
\$1,000 to \$2,499	3
\$2,500 to \$4,999	7
\$5,000 to \$9,999	8
\$10,000 to \$49,999	13
\$50,000 to \$99,999	-
\$100,000 to \$249,999	1
\$250,000 to \$499,999	-
\$500,000 or more	2
Total farm production expenses (\$1,000)	4,578
Average per farm (\$)	68,322
Net cash farm income of operation (\$1,000)	1,023
Average per farm (\$)	15,274
Value of agricultural products sold directly to individuals for human consumption (\$1,000)	-
Total organic product sales (\$1,000)	(D)
Total income from farm-related sources, gross before taxes and expenses (\$1,000)	42

See "Census of Agriculture, Volume 1, Geographic Area Series" for complete footnotes, explanations, definitions, and methodology.
(D) Cannot be disclosed. (Z) Less than half of the unit shown.

2007 CENSUS *OF* AGRICULTURE

Cherokee County – Alabama

Farms with Spanish, Hispanic, or Latino Operators Compared with All Farms



Data are not available at this geographic level for farms with Spanish, Hispanic, or Latino operators.



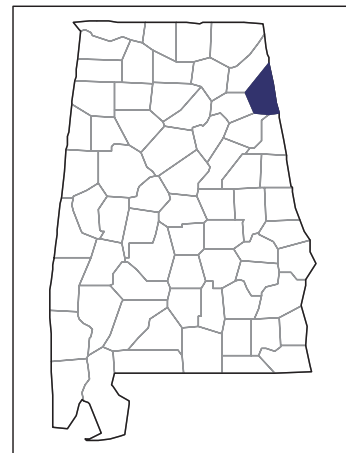
United States Department of Agriculture
National Agricultural Statistics Service

www.agcensus.usda.gov

2007 CENSUS OF AGRICULTURE

Cherokee County – Alabama

Farms with American Indian or Alaska Native Operators Compared with All Farms



Data are not available at this geographic level for farms with American Indian or Alaska Native operators.



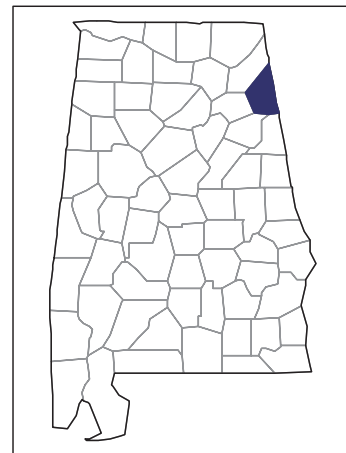
United States Department of Agriculture
National Agricultural Statistics Service

www.agcensus.usda.gov

2007 CENSUS *OF* AGRICULTURE

Cherokee County – Alabama

**Farms with Asian Operators
Compared with All Farms**



Data are not available at this geographic level for farms with Asian operators.



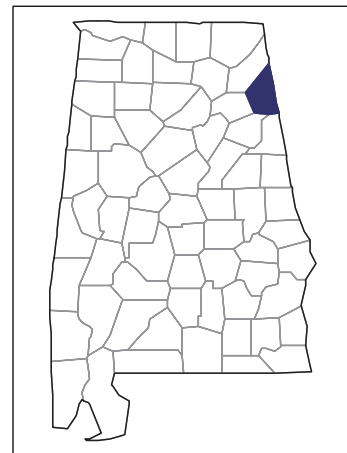
United States Department of Agriculture
National Agricultural Statistics Service

www.agcensus.usda.gov

2007 CENSUS OF AGRICULTURE

Cherokee County – Alabama

Farms with Black or African American Operators Compared with All Farms



Data are not available at this geographic level for farms with Black or African American operators.



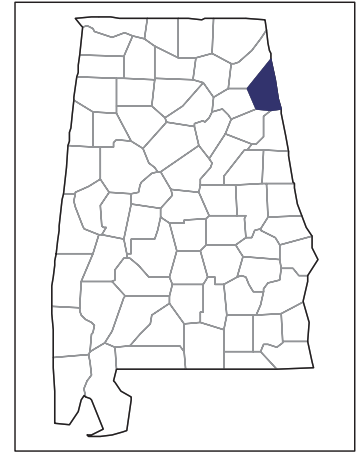
United States Department of Agriculture
National Agricultural Statistics Service

www.agcensus.usda.gov

2007 CENSUS *OF* AGRICULTURE

Cherokee County – Alabama

Farms with Native Hawaiian or Other Pacific Islander Operators Compared with All Farms



Data are not available at this geographic level for farms with Native Hawaiian or Other Pacific Islander operators.



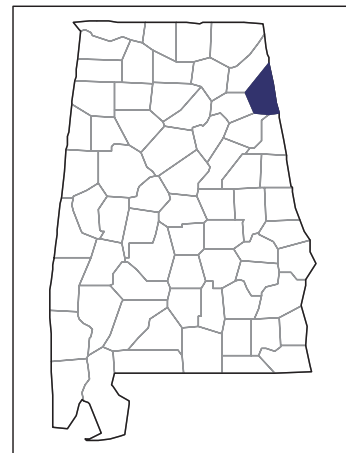
United States Department of Agriculture
National Agricultural Statistics Service

www.agcensus.usda.gov

2007 CENSUS *OF* AGRICULTURE

Cherokee County – Alabama

Farms with White Operators Compared with All Farms



Data are not available at this geographic level for farms with White operators.



United States Department of Agriculture
National Agricultural Statistics Service

www.agcensus.usda.gov

