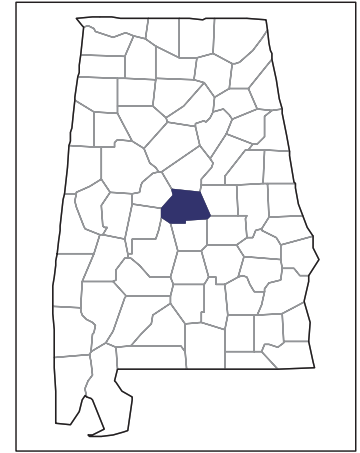


# 2007 CENSUS OF AGRICULTURE



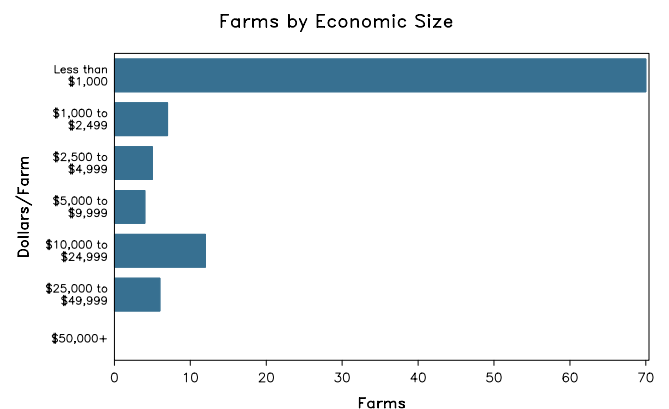
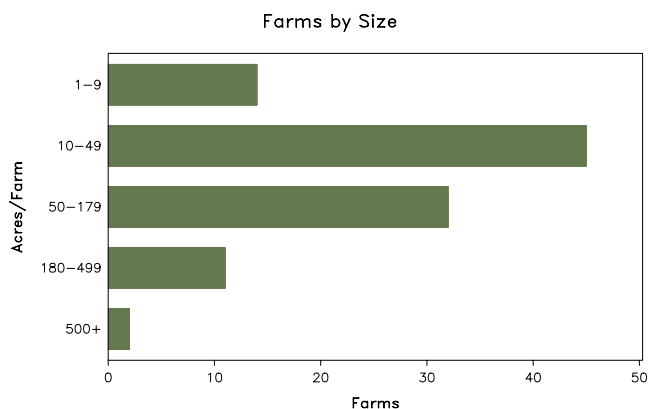
## Chilton County – Alabama

### Farms with Women Principal Operators Compared with All Farms

	Women Principal Operators	All Farms
<b>Number of Farms</b>	104	645
<b>Land in Farms</b>	8,352 acres	100,217 acres
<b>Average Size of Farm</b>	80 acres	155 acres
<b>Market Value of Products Sold</b>	\$428,000	\$15,245,000
Crop Sales	\$185,000	\$8,591,000
Livestock Sales	\$243,000	\$6,654,000
Average Per Farm	\$4,118	\$23,635
<b>Government Payments</b>	\$17,000	\$322,000
Average Per Farm Receiving Payments	\$1,394	\$4,537

See footnotes on reverse page.

### Farms with Women Principal Operators



# 2007 CENSUS OF AGRICULTURE

## Chilton County – Alabama Farms with Women Principal Operators

### Selected Highlights

Item	Farms	Quantity
<b>MARKET VALUE OF AGRICULTURAL PRODUCTS SOLD (\$1,000)</b>		
Total value of agricultural products sold	104	428
Value of crops including nursery and greenhouse	15	185
Value of livestock, poultry, and their products	29	243
<b>VALUE OF SALES BY COMMODITY GROUP (\$1,000)</b>		
Grains, oilseeds, dry beans, and dry peas	-	-
Tobacco	-	-
Cotton and cottonseed	-	-
Vegetables, melons, potatoes and sweet potatoes	2	(D)
Fruits, tree nuts, and berries	8	94
Nursery, greenhouse, floriculture, and sod	-	-
Cut Christmas trees and short rotation woody crops	-	-
Other crops and hay	5	(D)
Poultry and eggs	6	(D)
Cattle and calves	17	(D)
Milk and other dairy products from cows	-	-
Hogs and pigs	-	-
Sheep, goats, and their products	2	(D)
Horses, ponies, mules, burros, and donkeys	10	108
Aquaculture	-	-
Other animals and other animal products	-	-
<b>TOP CROP ITEMS (acres)</b>		
Forage - land used for all hay and haylage, grass silage, and greenchop	11	433
Vegetables harvested for sale	2	(D)
Peaches, all	4	(D)
Watermelons	2	(D)
Okra	2	(D)
<b>TOP LIVESTOCK INVENTORY ITEMS (number)</b>		
Cattle and calves	29	637
Horses and ponies	58	599
Goats, all	14	247
Sheep and lambs	2	(D)
Layers	8	92

### Operator Characteristics

Item	Quantity
Primary occupation:	
Farming	56
Other	48
Days worked off farm:	
None	55
Any	49
Years on present farm:	
2 years or less	1
3 to 4 years	8
5 to 9 years	39
10 years or more	56
Age group:	
Under 45 years	32
45 to 64 years	50
65 years and over	22
Average age of principal operator (years)	54.2

### Economic Characteristics

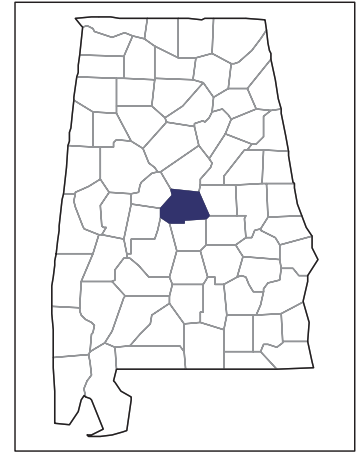
Item	Quantity
Farms by value of sales:	
Less than \$1,000	74
\$1,000 to \$2,499	4
\$2,500 to \$4,999	5
\$5,000 to \$9,999	3
\$10,000 to \$49,999	18
\$50,000 to \$99,999	-
\$100,000 to \$249,999	-
\$250,000 to \$499,999	-
\$500,000 or more	-
Total farm production expenses (\$1,000)	1,336
Average per farm (\$)	12,842
Net cash farm income of operation (\$1,000)	-739
Average per farm (\$)	-7,110
Value of agricultural products sold directly to individuals for human consumption (\$1,000)	(D)
Total organic product sales (\$1,000)	-
Total income from farm-related sources, gross before taxes and expenses (\$1,000)	151

See "Census of Agriculture, Volume 1, Geographic Area Series" for complete footnotes, explanations, definitions, and methodology.  
(D) Cannot be disclosed. (Z) Less than half of the unit shown.

# 2007 CENSUS *OF* AGRICULTURE

## Chilton County – Alabama

### Farms with Spanish, Hispanic, or Latino Operators Compared with All Farms



Data are not available at this geographic level for farms with Spanish, Hispanic, or Latino operators.



United States Department of Agriculture  
National Agricultural Statistics Service

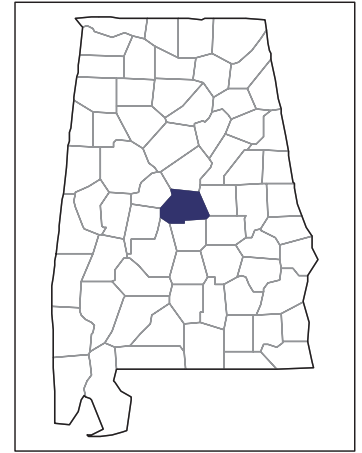
[www.agcensus.usda.gov](http://www.agcensus.usda.gov)



# 2007 CENSUS OF AGRICULTURE

## Chilton County – Alabama

### Farms with American Indian or Alaska Native Operators Compared with All Farms



Data are not available at this geographic level for farms with American Indian or Alaska Native operators.



United States Department of Agriculture  
National Agricultural Statistics Service

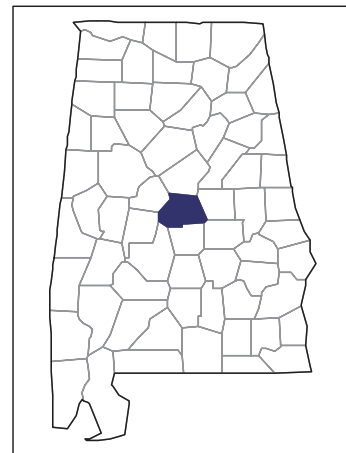
[www.agcensus.usda.gov](http://www.agcensus.usda.gov)



# 2007 CENSUS *OF* AGRICULTURE

**Chilton County – Alabama**

**Farms with Asian Operators  
Compared with All Farms**



**Data are not available at this geographic level for farms with Asian operators.**



United States Department of Agriculture  
National Agricultural Statistics Service

[www.agcensus.usda.gov](http://www.agcensus.usda.gov)

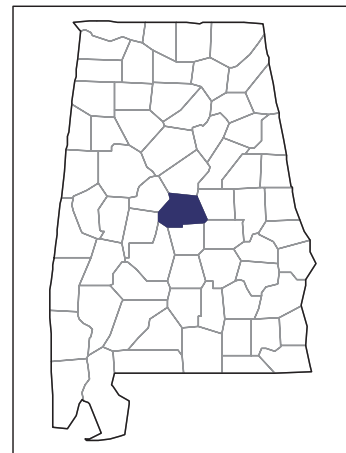




# 2007 CENSUS *OF* AGRICULTURE

## Chilton County – Alabama

### Farms with Black or African American Operators Compared with All Farms



Data are not available at this geographic level for farms with Black or African American operators.



United States Department of Agriculture  
National Agricultural Statistics Service

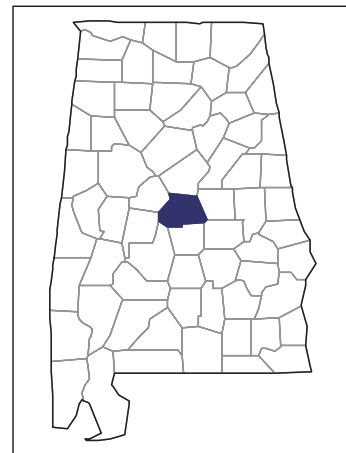
[www.agcensus.usda.gov](http://www.agcensus.usda.gov)



# 2007 CENSUS *OF* AGRICULTURE

## Chilton County – Alabama

### Farms with Native Hawaiian or Other Pacific Islander Operators Compared with All Farms



Data are not available at this geographic level for farms with Native Hawaiian or Other Pacific Islander operators.



United States Department of Agriculture  
National Agricultural Statistics Service

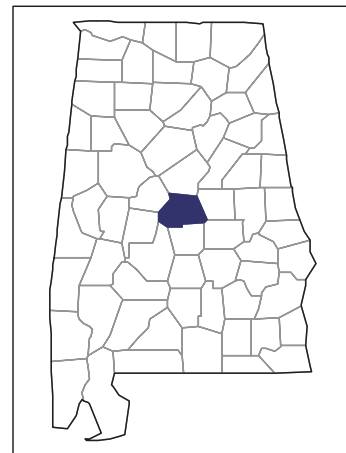
[www.agcensus.usda.gov](http://www.agcensus.usda.gov)



# 2007 CENSUS *OF* AGRICULTURE

**Chilton County – Alabama**

**Farms with White Operators  
Compared with All Farms**



**Data are not available at this geographic level for farms with White operators.**



United States Department of Agriculture  
National Agricultural Statistics Service

[www.agcensus.usda.gov](http://www.agcensus.usda.gov)

