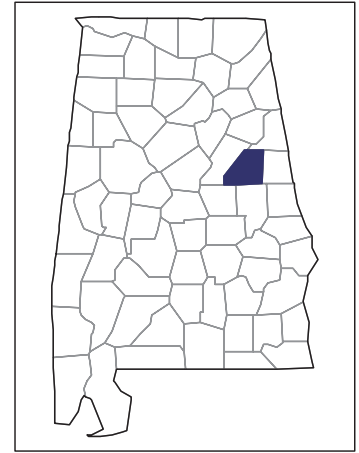


2007 CENSUS OF AGRICULTURE



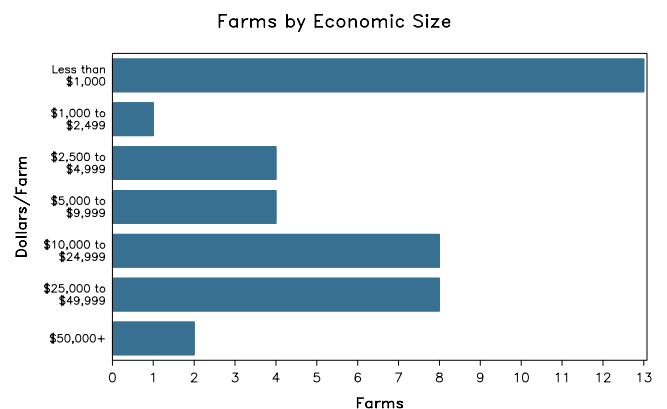
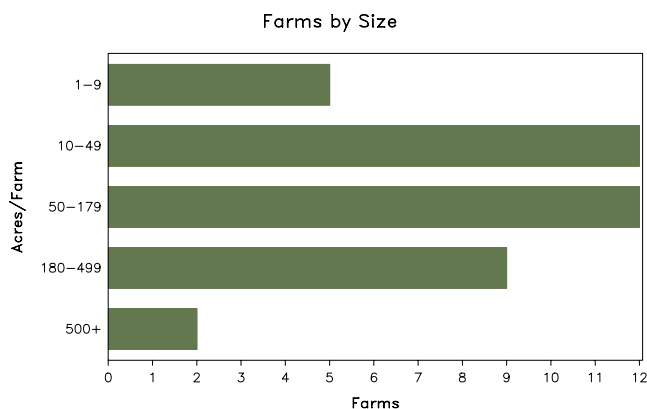
Clay County – Alabama

Farms with Women Principal Operators Compared with All Farms

	Women Principal Operators	All Farms
Number of Farms	40	432
Land in Farms	4,921 acres	74,415 acres
Average Size of Farm	123 acres	172 acres
Market Value of Products Sold	\$1,083,000	\$34,280,000
Crop Sales	(D)	\$619,000
Livestock Sales	(D)	\$33,661,000
Average Per Farm	\$27,063	\$79,351
Government Payments	\$10,000	\$99,000
Average Per Farm Receiving Payments	\$1,589	\$1,730

See footnotes on reverse page.

Farms with Women Principal Operators



2007 CENSUS OF AGRICULTURE

Clay County – Alabama Farms with Women Principal Operators

Selected Highlights

Item	Farms	Quantity
MARKET VALUE OF AGRICULTURAL PRODUCTS SOLD (\$1,000)		
Total value of agricultural products sold	40	1,083
Value of crops including nursery and greenhouse	2	(D)
Value of livestock, poultry, and their products	26	(D)
VALUE OF SALES BY COMMODITY GROUP (\$1,000)		
Grains, oilseeds, dry beans, and dry peas	-	-
Tobacco	-	-
Cotton and cottonseed	-	-
Vegetables, melons, potatoes and sweet potatoes	-	-
Fruits, tree nuts, and berries	-	-
Nursery, greenhouse, floriculture, and sod	-	-
Cut Christmas trees and short rotation woody crops	-	-
Other crops and hay	2	(D)
Poultry and eggs	3	(D)
Cattle and calves	24	(D)
Milk and other dairy products from cows	-	-
Hogs and pigs	-	-
Sheep, goats, and their products	-	-
Horses, ponies, mules, burros, and donkeys	1	(D)
Aquaculture	-	-
Other animals and other animal products	-	-
TOP CROP ITEMS (acres)		
Forage - land used for all hay and haylage, grass silage, and greenchop	7	448
TOP LIVESTOCK INVENTORY ITEMS (number)		
Broilers and other meat-type chickens	1	(D)
Cattle and calves	25	819
Layers	4	218
Goats, all	2	(D)
Horses and ponies	5	29

Operator Characteristics

Item	Quantity
Primary occupation:	
Farming	13
Other	27
Days worked off farm:	
None	12
Any	28
Years on present farm:	
2 years or less	-
3 to 4 years	4
5 to 9 years	3
10 years or more	33
Age group:	
Under 45 years	2
45 to 64 years	28
65 years and over	10
Average age of principal operator (years)	61.5

Economic Characteristics

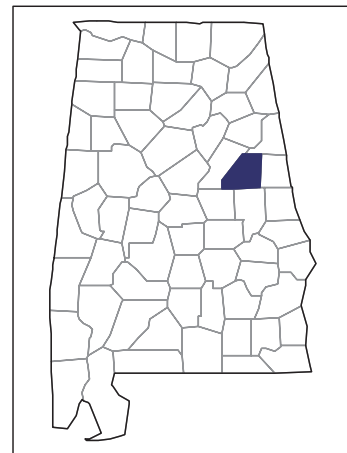
Item	Quantity
Farms by value of sales:	
Less than \$1,000	13
\$1,000 to \$2,499	1
\$2,500 to \$4,999	4
\$5,000 to \$9,999	4
\$10,000 to \$49,999	16
\$50,000 to \$99,999	1
\$100,000 to \$249,999	-
\$250,000 to \$499,999	-
\$500,000 or more	1
Total farm production expenses (\$1,000)	837
Average per farm (\$)	20,921
Net cash farm income of operation (\$1,000)	256
Average per farm (\$)	6,402
Value of agricultural products sold directly to individuals for human consumption (\$1,000)	-
Total organic product sales (\$1,000)	-
Total income from farm-related sources, gross before taxes and expenses (\$1,000)	1

See "Census of Agriculture, Volume 1, Geographic Area Series" for complete footnotes, explanations, definitions, and methodology.
(D) Cannot be disclosed. (Z) Less than half of the unit shown.

2007 CENSUS OF AGRICULTURE

Clay County – Alabama

Farms with Spanish, Hispanic, or Latino Operators Compared with All Farms



Data are not available at this geographic level for farms with Spanish, Hispanic, or Latino operators.



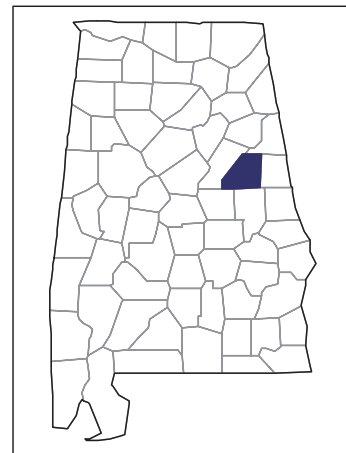
United States Department of Agriculture
National Agricultural Statistics Service

www.agcensus.usda.gov

2007 CENSUS OF AGRICULTURE

Clay County – Alabama

Farms with American Indian or Alaska Native Operators Compared with All Farms



Data are not available at this geographic level for farms with American Indian or Alaska Native operators.



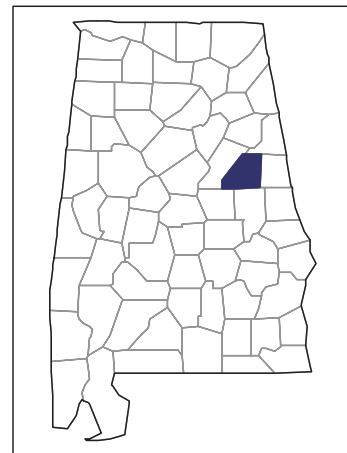
United States Department of Agriculture
National Agricultural Statistics Service

www.agcensus.usda.gov

2007 CENSUS *OF* AGRICULTURE

Clay County – Alabama

**Farms with Asian Operators
Compared with All Farms**



Data are not available at this geographic level for farms with Asian operators.



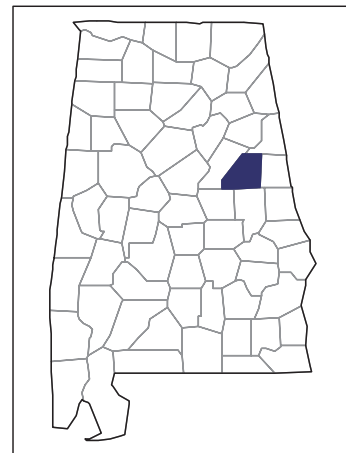
United States Department of Agriculture
National Agricultural Statistics Service

www.agcensus.usda.gov

2007 CENSUS *OF* **AGRICULTURE**

Clay County – Alabama

Farms with Black or African American Operators Compared with All Farms



Data are not available at this geographic level for farms with Black or African American operators.



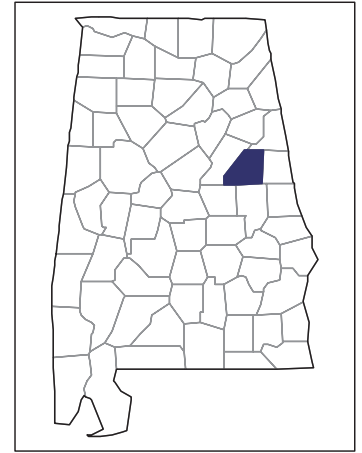
United States Department of Agriculture
National Agricultural Statistics Service

www.agcensus.usda.gov

2007 CENSUS OF AGRICULTURE

Clay County – Alabama

Farms with Native Hawaiian or Other Pacific Islander Operators Compared with All Farms



Data are not available at this geographic level for farms with Native Hawaiian or Other Pacific Islander operators.



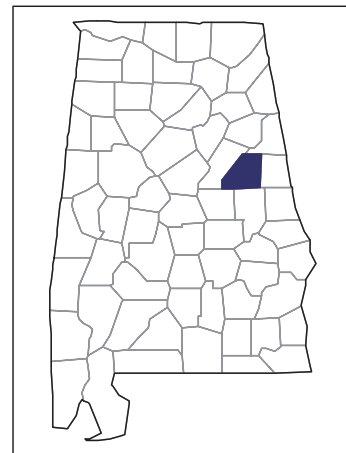
United States Department of Agriculture
National Agricultural Statistics Service

www.agcensus.usda.gov

2007 CENSUS *OF* AGRICULTURE

Clay County – Alabama

Farms with White Operators Compared with All Farms



Data are not available at this geographic level for farms with White operators.



United States Department of Agriculture
National Agricultural Statistics Service

www.agcensus.usda.gov

