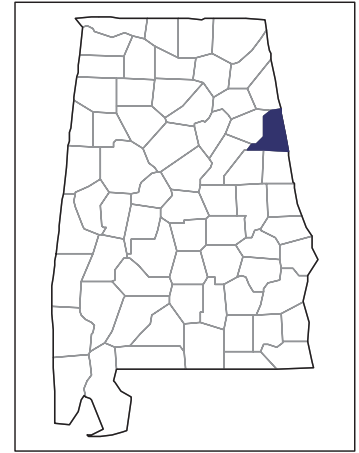


2007 CENSUS OF AGRICULTURE



Cleburne County – Alabama

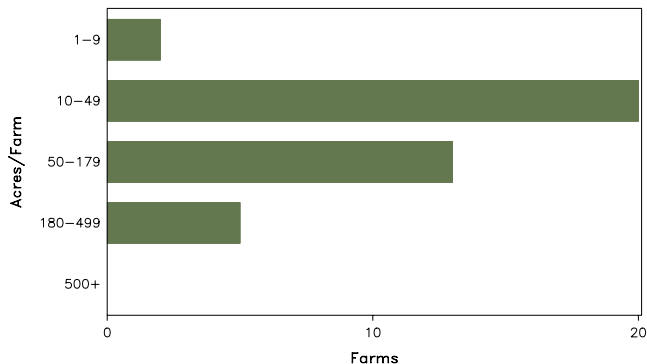
Farms with Women Principal Operators Compared with All Farms

	Women Principal Operators	All Farms
Number of Farms	40	380
Land in Farms	3,380 acres	49,493 acres
Average Size of Farm	85 acres	130 acres
Market Value of Products Sold	\$12,319,000	\$66,625,000
Crop Sales	(D)	\$1,626,000
Livestock Sales	(D)	\$64,999,000
Average Per Farm	\$307,965	\$175,330
Government Payments	\$4,000	\$58,000
Average Per Farm Receiving Payments	\$1,369	\$1,298

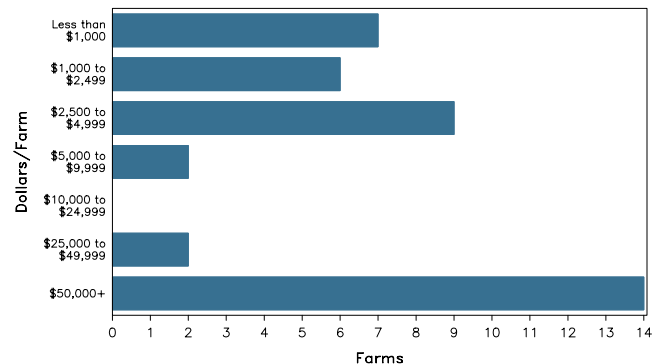
See footnotes on reverse page.

Farms with Women Principal Operators

Farms by Size



Farms by Economic Size



2007 CENSUS OF AGRICULTURE

Cleburne County – Alabama Farms with Women Principal Operators

Selected Highlights

Item	Farms	Quantity
MARKET VALUE OF AGRICULTURAL PRODUCTS SOLD (\$1,000)		
Total value of agricultural products sold	40	12,319
Value of crops including nursery and greenhouse	8	(D)
Value of livestock, poultry, and their products	25	(D)
VALUE OF SALES BY COMMODITY GROUP (\$1,000)		
Grains, oilseeds, dry beans, and dry peas	-	-
Tobacco	-	-
Cotton and cottonseed	-	-
Vegetables, melons, potatoes and sweet potatoes	-	-
Fruits, tree nuts, and berries	-	-
Nursery, greenhouse, floriculture, and sod	2	(D)
Cut Christmas trees and short rotation woody crops	-	-
Other crops and hay	6	21
Poultry and eggs	13	(D)
Cattle and calves	14	(D)
Milk and other dairy products from cows	-	-
Hogs and pigs	-	-
Sheep, goats, and their products	4	7
Horses, ponies, mules, burros, and donkeys	3	(D)
Aquaculture	-	-
Other animals and other animal products	-	-
TOP CROP ITEMS (acres)		
Forage - land used for all hay and haylage, grass silage, and greenchop	14	308
Nursery stock	1	(D)
TOP LIVESTOCK INVENTORY ITEMS (number)		
Broilers and other meat-type chickens	10	823,000
Cattle and calves	19	721
Goats, all	5	220
Horses and ponies	9	60
Layers	2	(D)

Operator Characteristics

Item	Quantity
Primary occupation:	
Farming	21
Other	19
Days worked off farm:	
None	21
Any	19
Years on present farm:	
2 years or less	1
3 to 4 years	4
5 to 9 years	5
10 years or more	30
Age group:	
Under 45 years	8
45 to 64 years	27
65 years and over	5
Average age of principal operator (years)	53.5

Economic Characteristics

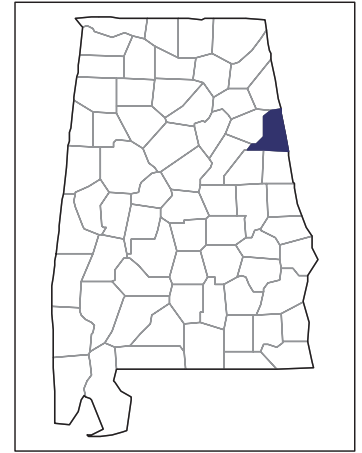
Item	Quantity
Farms by value of sales:	
Less than \$1,000	9
\$1,000 to \$2,499	4
\$2,500 to \$4,999	9
\$5,000 to \$9,999	2
\$10,000 to \$49,999	2
\$50,000 to \$99,999	1
\$100,000 to \$249,999	2
\$250,000 to \$499,999	2
\$500,000 or more	9
Total farm production expenses (\$1,000)	9,540
Average per farm (\$)	238,493
Net cash farm income of operation (\$1,000)	2,786
Average per farm (\$)	69,641
Value of agricultural products sold directly to individuals for human consumption (\$1,000)	4
Total organic product sales (\$1,000)	-
Total income from farm-related sources, gross before taxes and expenses (\$1,000)	(D)

See "Census of Agriculture, Volume 1, Geographic Area Series" for complete footnotes, explanations, definitions, and methodology.
(D) Cannot be disclosed. (Z) Less than half of the unit shown.

2007 CENSUS *OF* AGRICULTURE

Cleburne County – Alabama

Farms with Spanish, Hispanic, or Latino Operators Compared with All Farms



Data are not available at this geographic level for farms with Spanish, Hispanic, or Latino operators.



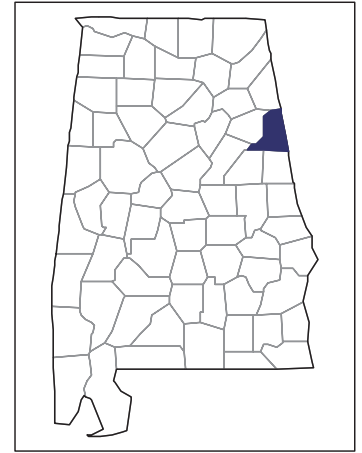
United States Department of Agriculture
National Agricultural Statistics Service

www.agcensus.usda.gov

2007 CENSUS *OF* AGRICULTURE

Cleburne County – Alabama

Farms with American Indian or Alaska Native Operators Compared with All Farms



Data are not available at this geographic level for farms with American Indian or Alaska Native operators.



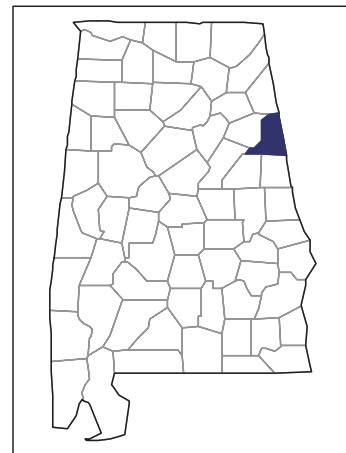
United States Department of Agriculture
National Agricultural Statistics Service

www.agcensus.usda.gov

2007 CENSUS *OF* AGRICULTURE

Cleburne County – Alabama

**Farms with Asian Operators
Compared with All Farms**



Data are not available at this geographic level for farms with Asian operators.



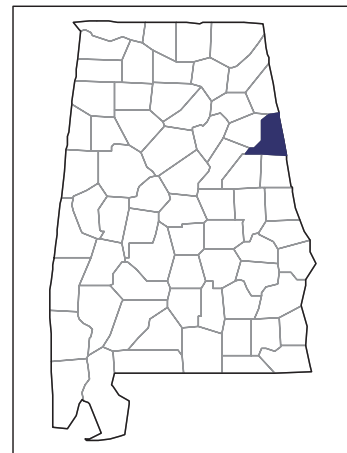
United States Department of Agriculture
National Agricultural Statistics Service

www.agcensus.usda.gov

2007 CENSUS OF AGRICULTURE

Cleburne County – Alabama

Farms with Black or African American Operators Compared with All Farms



Data are not available at this geographic level for farms with Black or African American operators.



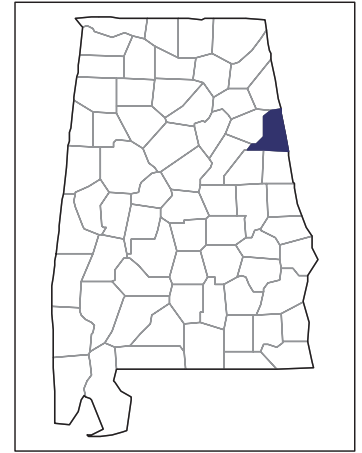
United States Department of Agriculture
National Agricultural Statistics Service

www.agcensus.usda.gov

2007 CENSUS *OF* AGRICULTURE

Cleburne County – Alabama

Farms with Native Hawaiian or Other Pacific Islander Operators Compared with All Farms



Data are not available at this geographic level for farms with Native Hawaiian or Other Pacific Islander operators.



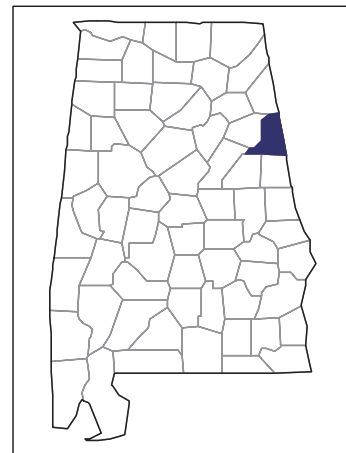
United States Department of Agriculture
National Agricultural Statistics Service

www.agcensus.usda.gov

2007 CENSUS *OF* AGRICULTURE

Cleburne County – Alabama

**Farms with White Operators
Compared with All Farms**



Data are not available at this geographic level for farms with White operators.



United States Department of Agriculture
National Agricultural Statistics Service

www.agcensus.usda.gov

