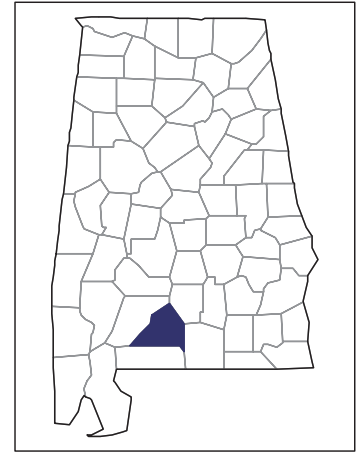


2007 CENSUS OF AGRICULTURE



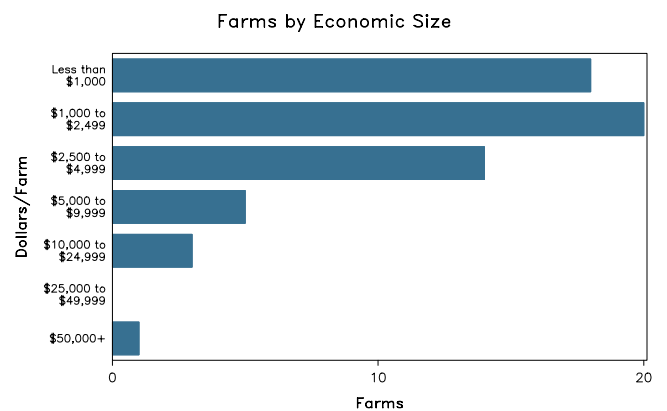
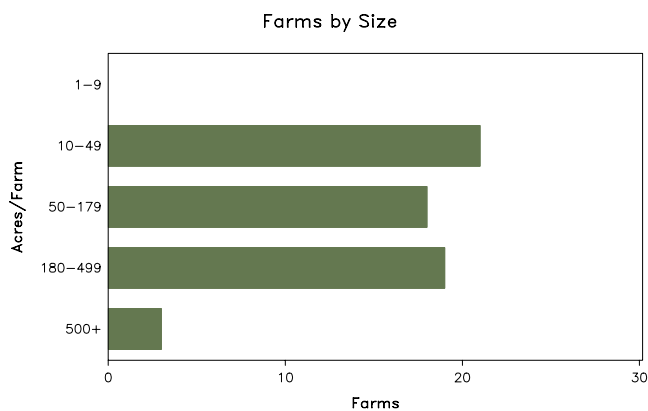
Conecuh County – Alabama

Farms with Women Principal Operators Compared with All Farms

	Women Principal Operators	All Farms
Number of Farms	61	401
Land in Farms	11,860 acres	86,293 acres
Average Size of Farm	194 acres	215 acres
Market Value of Products Sold	(D)	\$7,922,000
Crop Sales	(D)	\$1,916,000
Livestock Sales	(D)	\$6,006,000
Average Per Farm	(D)	\$19,756
Government Payments	\$104,000	\$903,000
Average Per Farm Receiving Payments	\$2,743	\$5,252

See footnotes on reverse page.

Farms with Women Principal Operators



2007 CENSUS OF AGRICULTURE

Conecuh County – Alabama Farms with Women Principal Operators

Selected Highlights

Item	Farms	Quantity
MARKET VALUE OF AGRICULTURAL PRODUCTS SOLD (\$1,000)		
Total value of agricultural products sold	61	(D)
Value of crops including nursery and greenhouse	3	(D)
Value of livestock, poultry, and their products	15	(D)
VALUE OF SALES BY COMMODITY GROUP (\$1,000)		
Grains, oilseeds, dry beans, and dry peas	-	-
Tobacco	-	-
Cotton and cottonseed	-	-
Vegetables, melons, potatoes and sweet potatoes	1	(D)
Fruits, tree nuts, and berries	1	(D)
Nursery, greenhouse, floriculture, and sod	-	-
Cut Christmas trees and short rotation woody crops	-	-
Other crops and hay	2	(D)
Poultry and eggs	5	(D)
Cattle and calves	9	42
Milk and other dairy products from cows	-	-
Hogs and pigs	-	-
Sheep, goats, and their products	3	3
Horses, ponies, mules, burros, and donkeys	2	(D)
Aquaculture	-	-
Other animals and other animal products	-	-
TOP CROP ITEMS (acres)		
Forage - land used for all hay and haylage, grass silage, and greenchop	8	433
Vegetables harvested for sale	1	(D)
Peas, green southern (cowpeas) - blackeyed, crowder, etc.	1	(D)
Plums and prunes	1	(D)
Peaches, all	1	(D)
TOP LIVESTOCK INVENTORY ITEMS (number)		
Broilers and other meat-type chickens	1	(D)
Cattle and calves	13	282
Goats, all	3	250
Horses and ponies	10	125
Layers	3	82

Operator Characteristics

Item	Quantity
Primary occupation:	
Farming	20
Other	41
Days worked off farm:	
None	32
Any	29
Years on present farm:	
2 years or less	2
3 to 4 years	1
5 to 9 years	8
10 years or more	50
Age group:	
Under 45 years	5
45 to 64 years	17
65 years and over	39
Average age of principal operator (years)	65.9

Economic Characteristics

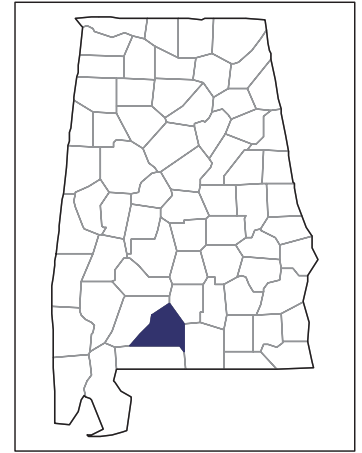
Item	Quantity
Farms by value of sales:	
Less than \$1,000	49
\$1,000 to \$2,499	3
\$2,500 to \$4,999	4
\$5,000 to \$9,999	2
\$10,000 to \$49,999	2
\$50,000 to \$99,999	-
\$100,000 to \$249,999	-
\$250,000 to \$499,999	-
\$500,000 or more	1
Total farm production expenses (\$1,000)	2,278
Average per farm (\$)	37,337
Net cash farm income of operation (\$1,000)	765
Average per farm (\$)	12,548
Value of agricultural products sold directly to individuals for human consumption (\$1,000)	(D)
Total organic product sales (\$1,000)	-
Total income from farm-related sources, gross before taxes and expenses (\$1,000)	317

See "Census of Agriculture, Volume 1, Geographic Area Series" for complete footnotes, explanations, definitions, and methodology.
(D) Cannot be disclosed. (Z) Less than half of the unit shown.

2007 CENSUS *OF* **AGRICULTURE**

Conecuh County – Alabama

Farms with Spanish, Hispanic, or Latino Operators Compared with All Farms



Data are not available at this geographic level for farms with Spanish, Hispanic, or Latino operators.



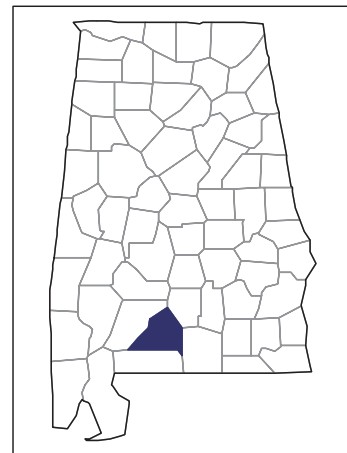
United States Department of Agriculture
National Agricultural Statistics Service

www.agcensus.usda.gov

2007 CENSUS *OF* AGRICULTURE

Conecuh County – Alabama

Farms with American Indian or Alaska Native Operators Compared with All Farms



Data are not available at this geographic level for farms with American Indian or Alaska Native operators.



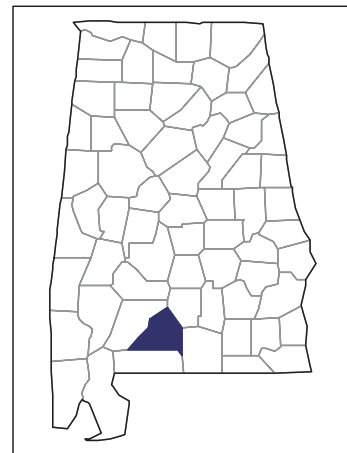
United States Department of Agriculture
National Agricultural Statistics Service

www.agcensus.usda.gov

2007 CENSUS OF AGRICULTURE

Conecuh County – Alabama

**Farms with Asian Operators
Compared with All Farms**



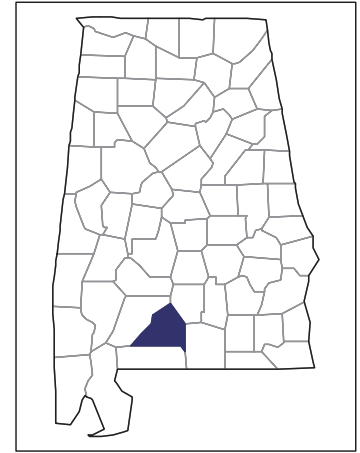
Data are not available at this geographic level for farms with Asian operators.



United States Department of Agriculture
National Agricultural Statistics Service

www.agcensus.usda.gov

2007 CENSUS OF AGRICULTURE



Conecuh County – Alabama

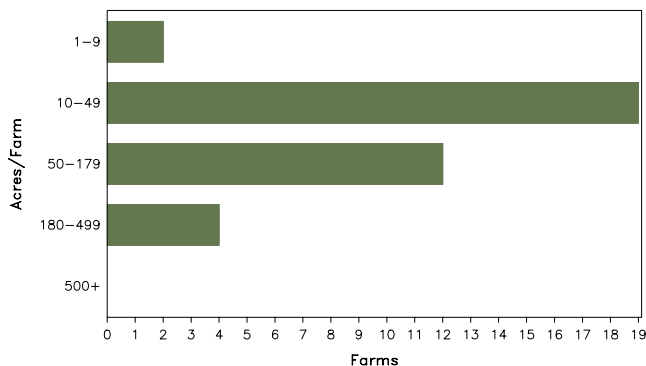
Farms with Black or African American Operators Compared with All Farms

	Black or African American Operators ²	All Farms
Number of Farm Operators ¹	39	531
Number of Farms	37	401
Land in Farms	2,879 acres	86,293 acres
Average Size of Farm	78 acres	215 acres
Market Value of Products Sold	\$252,000	\$7,922,000
Crop Sales	\$53,000	\$1,916,000
Livestock Sales	\$199,000	\$6,006,000
Average Per Farm	\$6,818	\$19,756
Government Payments	(D)	\$903,000
Average Per Farm Receiving Payments	(D)	\$5,252

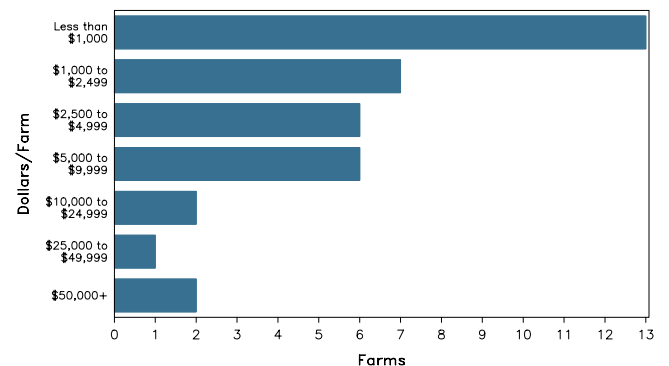
See footnotes on reverse page.

Farms with Black or African American Operators

Farms by Size



Farms by Economic Size



2007 CENSUS OF AGRICULTURE

Conecuh County – Alabama Farms with Black or African American Operators

Selected Highlights

Item	Farms	Quantity
MARKET VALUE OF AGRICULTURAL PRODUCTS SOLD (\$1,000)		
Total value of agricultural products sold	37	252
Value of crops including nursery and greenhouse	13	53
Value of livestock, poultry, and their products	26	199
VALUE OF SALES BY COMMODITY GROUP (\$1,000)		
Grains, oilseeds, dry beans, and dry peas	4	(D)
Tobacco	-	-
Cotton and cottonseed	1	(D)
Vegetables, melons, potatoes and sweet potatoes	3	(D)
Fruits, tree nuts, and berries	-	-
Nursery, greenhouse, floriculture, and sod	-	-
Cut Christmas trees and short rotation woody crops	-	-
Other crops and hay	8	8
Poultry and eggs	-	-
Cattle and calves	21	196
Milk and other dairy products from cows	-	-
Hogs and pigs	-	-
Sheep, goats, and their products	3	1
Horses, ponies, mules, burros, and donkeys	2	(D)
Aquaculture	1	(D)
Other animals and other animal products	-	-
TOP CROP ITEMS (acres)		
Forage - land used for all hay and haylage, grass silage, and greenchop	11	369
Cotton, all	1	(D)
Corn for grain	3	(D)
Oats for grain	2	(D)
Peanuts for nuts	2	(D)
TOP LIVESTOCK INVENTORY ITEMS (number)		
Cattle and calves	26	729
Goats, all	3	72
Horses and ponies	7	42
Mules, burros, and donkeys	3	3

Operator Characteristics

Item	Quantity
Primary occupation:	
Farming	27
Other	12
Days worked off farm:	
None	15
Any	24
Years on present farm:	
2 years or less	1
3 to 4 years	1
5 to 9 years	6
10 years or more	31
Age group:	
Under 45 years	3
45 to 64 years	12
65 years and over	24
Average age (years)	64.2

Economic Characteristics

Item	Quantity
Farms by value of sales:	
Less than \$1,000	13
\$1,000 to \$2,499	7
\$2,500 to \$4,999	6
\$5,000 to \$9,999	6
\$10,000 to \$49,999	3
\$50,000 to \$99,999	2
\$100,000 to \$249,999	-
\$250,000 to \$499,999	-
\$500,000 or more	-
Total farm production expenses (\$1,000)	380
Average per farm (\$)	10,260
Net cash farm income of operation (\$1,000)	-102
Average per farm (\$)	-2,761
Value of agricultural products sold directly to individuals for human consumption (\$1,000)	(D)
Total organic product sales (\$1,000)	-
Total income from farm-related sources, gross before taxes and expenses (\$1,000)	5

See "Census of Agriculture, Volume 1, Geographic Area Series" for complete footnotes, explanations, definitions, and methodology.

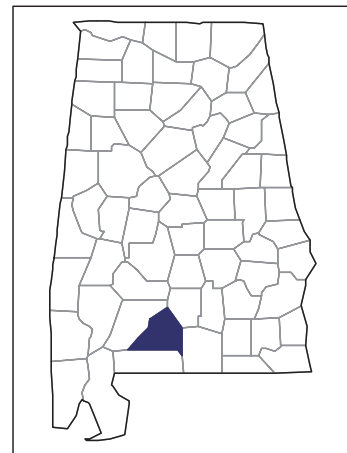
(D) Cannot be disclosed. (Z) Less than half of the unit shown.

¹ Data were collected for a maximum of three operators per farm. ² Operators reporting selected race alone or in combination with other races.

2007 CENSUS OF AGRICULTURE

Conecuh County – Alabama

Farms with Native Hawaiian or Other Pacific Islander Operators Compared with All Farms



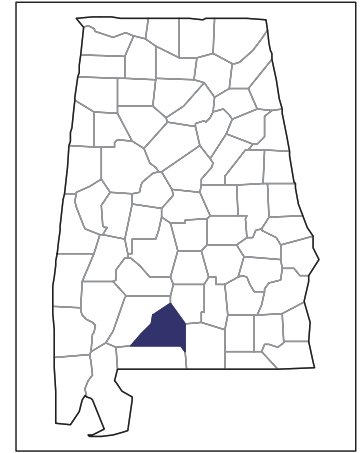
Data are not available at this geographic level for farms with Native Hawaiian or Other Pacific Islander operators.



United States Department of Agriculture
National Agricultural Statistics Service

www.agcensus.usda.gov

2007 CENSUS OF AGRICULTURE



Conecuh County – Alabama

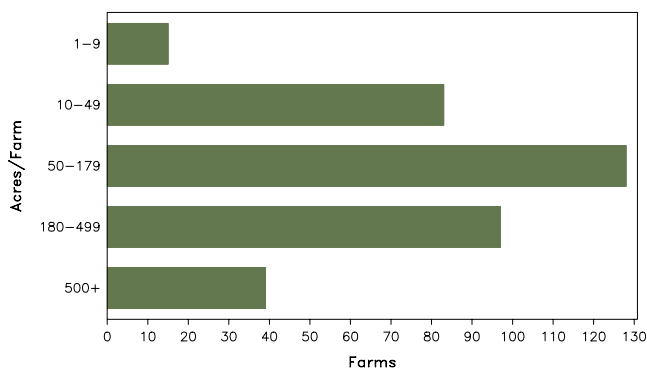
Farms with White Operators Compared with All Farms

	White Operators ²	All Farms
Number of Farm Operators ¹	487	531
Number of Farms	362	401
Land in Farms	83,246 acres	86,293 acres
Average Size of Farm	230 acres	215 acres
Market Value of Products Sold	\$7,670,000	\$7,922,000
Crop Sales	\$1,863,000	\$1,916,000
Livestock Sales	\$5,807,000	\$6,006,000
Average Per Farm	\$21,188	\$19,756
Government Payments	(D)	\$903,000
Average Per Farm Receiving Payments	(D)	\$5,252

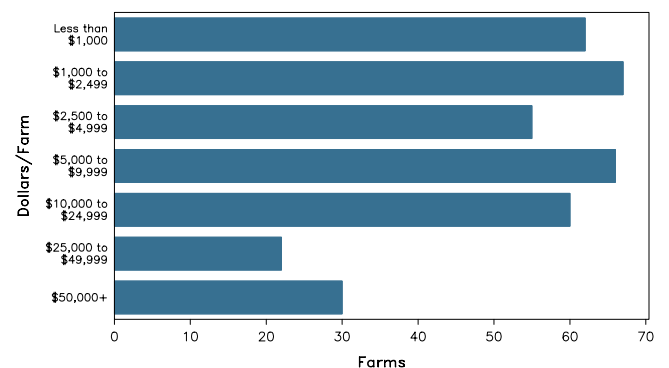
See footnotes on reverse page.

Farms with White Operators

Farms by Size



Farms by Economic Size



2007 CENSUS OF AGRICULTURE

Conecuh County – Alabama Farms with White Operators

Selected Highlights

Item	Farms	Quantity
MARKET VALUE OF AGRICULTURAL PRODUCTS SOLD (\$1,000)		
Total value of agricultural products sold	362	7,670
Value of crops including nursery and greenhouse	91	1,863
Value of livestock, poultry, and their products	193	5,807
VALUE OF SALES BY COMMODITY GROUP (\$1,000)		
Grains, oilseeds, dry beans, and dry peas	20	(D)
Tobacco	-	-
Cotton and cottonseed	12	(D)
Vegetables, melons, potatoes and sweet potatoes	8	(D)
Fruits, tree nuts, and berries	24	136
Nursery, greenhouse, floriculture, and sod	1	(D)
Cut Christmas trees and short rotation woody crops	-	-
Other crops and hay	47	519
Poultry and eggs	18	(D)
Cattle and calves	171	(D)
Milk and other dairy products from cows	-	-
Hogs and pigs	6	7
Sheep, goats, and their products	9	12
Horses, ponies, mules, burros, and donkeys	13	(D)
Aquaculture	5	(D)
Other animals and other animal products	-	-
TOP CROP ITEMS (acres)		
Forage - land used for all hay and haylage, grass silage, and greenchop	139	7,792
Cotton, all	12	(D)
Corn for grain	18	(D)
Corn for silage or greenchop	1	(D)
Oats for grain	2	(D)
TOP LIVESTOCK INVENTORY ITEMS (number)		
Broilers and other meat-type chickens	1	(D)
Pheasants	6	12,769
Cattle and calves	181	10,852
Goats, all	14	451
Horses and ponies	58	383

Operator Characteristics

Item	Quantity
Primary occupation:	
Farming	192
Other	295
Days worked off farm:	
None	186
Any	301
Years on present farm:	
2 years or less	20
3 to 4 years	38
5 to 9 years	50
10 years or more	379
Age group:	
Under 45 years	65
45 to 64 years	229
65 years and over	193
Average age (years)	60.8

Economic Characteristics

Item	Quantity
Farms by value of sales:	
Less than \$1,000	139
\$1,000 to \$2,499	31
\$2,500 to \$4,999	33
\$5,000 to \$9,999	54
\$10,000 to \$49,999	77
\$50,000 to \$99,999	17
\$100,000 to \$249,999	7
\$250,000 to \$499,999	3
\$500,000 or more	1
Total farm production expenses (\$1,000)	9,123
Average per farm (\$)	25,202
Net cash farm income of operation (\$1,000)	956
Average per farm (\$)	2,640
Value of agricultural products sold directly to individuals for human consumption (\$1,000)	(D)
Total organic product sales (\$1,000)	-
Total income from farm-related sources, gross before taxes and expenses (\$1,000)	1,529

See "Census of Agriculture, Volume 1, Geographic Area Series" for complete footnotes, explanations, definitions, and methodology.

(D) Cannot be disclosed. (Z) Less than half of the unit shown.

¹ Data were collected for a maximum of three operators per farm. ² Operators reporting selected race alone or in combination with other races.