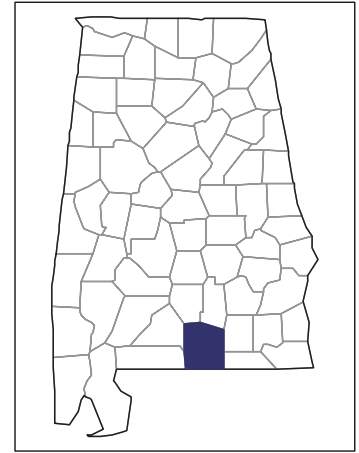


2007 CENSUS OF AGRICULTURE



Covington County – Alabama

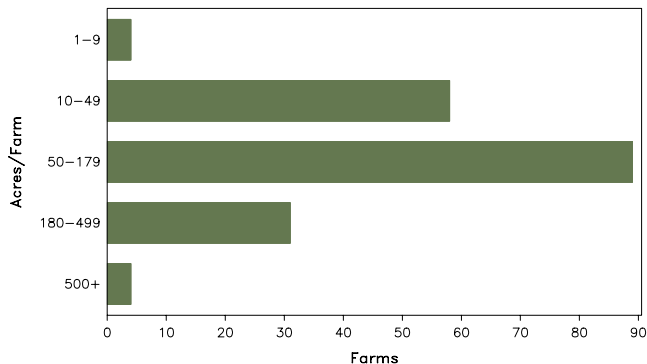
Farms with Women Principal Operators Compared with All Farms

	Women Principal Operators	All Farms
Number of Farms	186	1,096
Land in Farms	22,380 acres	200,141 acres
Average Size of Farm	120 acres	183 acres
Market Value of Products Sold	\$5,252,000	\$85,608,000
Crop Sales	\$299,000	\$10,783,000
Livestock Sales	\$4,953,000	\$74,826,000
Average Per Farm	\$28,237	\$78,110
Government Payments	\$277,000	\$3,980,000
Average Per Farm Receiving Payments	\$2,451	\$7,537

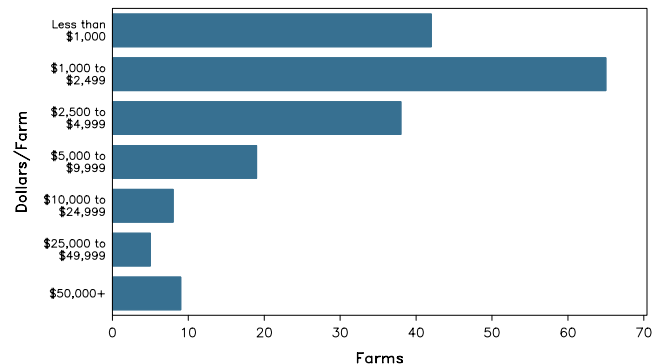
See footnotes on reverse page.

Farms with Women Principal Operators

Farms by Size



Farms by Economic Size



2007 CENSUS OF AGRICULTURE

Covington County – Alabama Farms with Women Principal Operators

Selected Highlights

Item	Farms	Quantity
MARKET VALUE OF AGRICULTURAL PRODUCTS SOLD (\$1,000)		
Total value of agricultural products sold	186	5,252
Value of crops including nursery and greenhouse	21	299
Value of livestock, poultry, and their products	54	4,953
VALUE OF SALES BY COMMODITY GROUP (\$1,000)		
Grains, oilseeds, dry beans, and dry peas	-	-
Tobacco	-	-
Cotton and cottonseed	1	(D)
Vegetables, melons, potatoes and sweet potatoes	-	-
Fruits, tree nuts, and berries	8	156
Nursery, greenhouse, floriculture, and sod	1	(D)
Cut Christmas trees and short rotation woody crops	-	-
Other crops and hay	12	(D)
Poultry and eggs	15	4,586
Cattle and calves	32	359
Milk and other dairy products from cows	-	-
Hogs and pigs	-	-
Sheep, goats, and their products	12	4
Horses, ponies, mules, burros, and donkeys	4	5
Aquaculture	-	-
Other animals and other animal products	-	-
TOP CROP ITEMS (acres)		
Forage - land used for all hay and haylage, grass silage, and greenchop	37	807
Cotton, all	1	(D)
Pecans, all	9	123
Peanuts for nuts	1	(D)
Corn for grain	1	(D)
TOP LIVESTOCK INVENTORY ITEMS (number)		
Broilers and other meat-type chickens	2	(D)
Layers	11	61,616
Pullets for laying flock replacement	1	(D)
Cattle and calves	37	1,144
Goats, all	16	385

Operator Characteristics

Item	Quantity
Primary occupation:	
Farming	56
Other	130
Days worked off farm:	
None	97
Any	89
Years on present farm:	
2 years or less	17
3 to 4 years	12
5 to 9 years	38
10 years or more	119
Age group:	
Under 45 years	19
45 to 64 years	89
65 years and over	78
Average age of principal operator (years)	61.6

Economic Characteristics

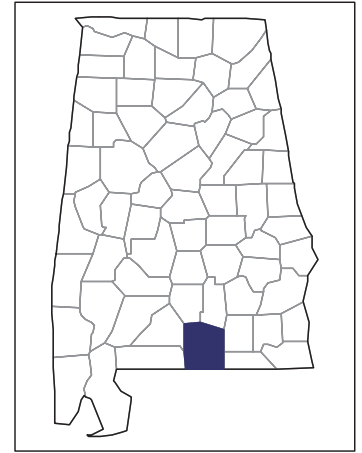
Item	Quantity
Farms by value of sales:	
Less than \$1,000	134
\$1,000 to \$2,499	6
\$2,500 to \$4,999	15
\$5,000 to \$9,999	10
\$10,000 to \$49,999	12
\$50,000 to \$99,999	1
\$100,000 to \$249,999	2
\$250,000 to \$499,999	4
\$500,000 or more	2
Total farm production expenses (\$1,000)	4,937
Average per farm (\$)	26,542
Net cash farm income of operation (\$1,000)	916
Average per farm (\$)	4,923
Value of agricultural products sold directly to individuals for human consumption (\$1,000)	2
Total organic product sales (\$1,000)	-
Total income from farm-related sources, gross before taxes and expenses (\$1,000)	323

See "Census of Agriculture, Volume 1, Geographic Area Series" for complete footnotes, explanations, definitions, and methodology.
(D) Cannot be disclosed. (Z) Less than half of the unit shown.

2007 CENSUS OF AGRICULTURE

Covington County – Alabama

Farms with Spanish, Hispanic, or Latino Operators Compared with All Farms



Data are not available at this geographic level for farms with Spanish, Hispanic, or Latino operators.



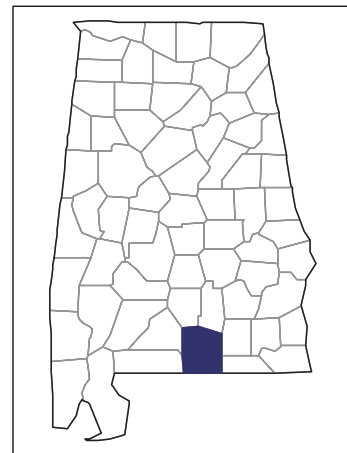
United States Department of Agriculture
National Agricultural Statistics Service

www.agcensus.usda.gov

2007 CENSUS *OF* AGRICULTURE

Covington County – Alabama

Farms with American Indian or Alaska Native Operators Compared with All Farms



Data are not available at this geographic level for farms with American Indian or Alaska Native operators.



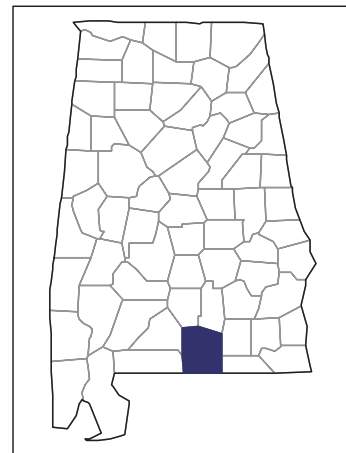
United States Department of Agriculture
National Agricultural Statistics Service

www.agcensus.usda.gov

2007 CENSUS *OF* AGRICULTURE

Covington County – Alabama

**Farms with Asian Operators
Compared with All Farms**



Data are not available at this geographic level for farms with Asian operators.



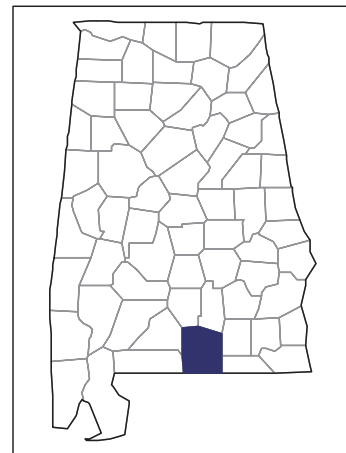
United States Department of Agriculture
National Agricultural Statistics Service

www.agcensus.usda.gov

2007 CENSUS OF AGRICULTURE

Covington County – Alabama

Farms with Black or African American Operators Compared with All Farms



Data are not available at this geographic level for farms with Black or African American operators.



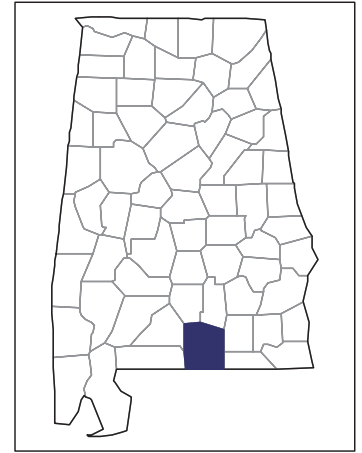
United States Department of Agriculture
National Agricultural Statistics Service

www.agcensus.usda.gov

2007 CENSUS *OF* AGRICULTURE

Covington County – Alabama

Farms with Native Hawaiian or Other Pacific Islander Operators Compared with All Farms



Data are not available at this geographic level for farms with Native Hawaiian or Other Pacific Islander operators.



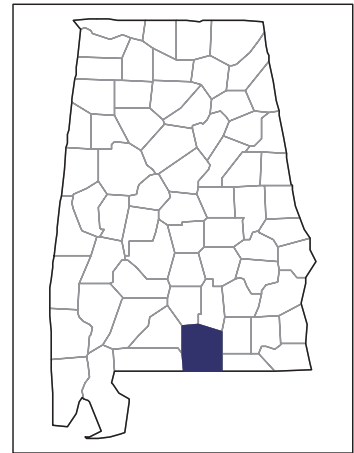
United States Department of Agriculture
National Agricultural Statistics Service

www.agcensus.usda.gov

2007 CENSUS OF AGRICULTURE

Covington County – Alabama

Farms with White Operators Compared with All Farms



Data are not available at this geographic level for farms with White operators.



United States Department of Agriculture
National Agricultural Statistics Service

www.agcensus.usda.gov

