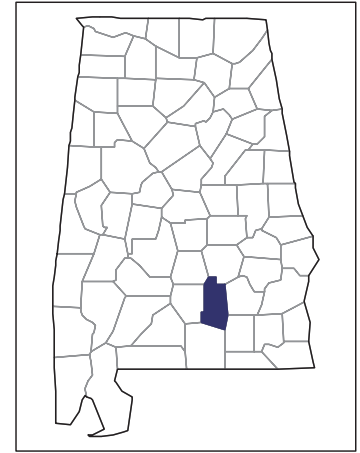


2007 CENSUS OF AGRICULTURE



Crenshaw County – Alabama

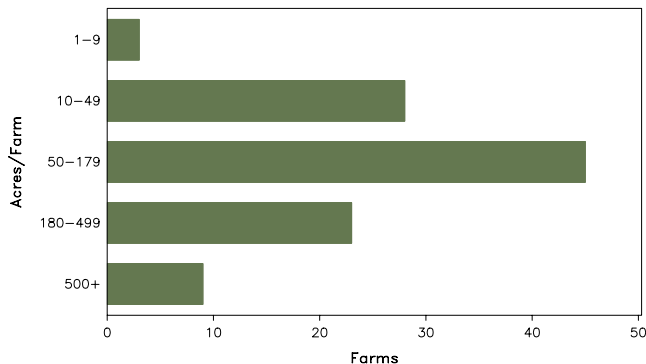
Farms with Women Principal Operators Compared with All Farms

	Women Principal Operators	All Farms
Number of Farms	108	638
Land in Farms	18,875 acres	132,385 acres
Average Size of Farm	175 acres	208 acres
Market Value of Products Sold	\$8,359,000	\$111,977,000
Crop Sales	\$157,000	\$1,279,000
Livestock Sales	\$8,203,000	\$110,698,000
Average Per Farm	\$77,401	\$175,513
Government Payments	\$284,000	\$1,516,000
Average Per Farm Receiving Payments	\$4,110	\$4,650

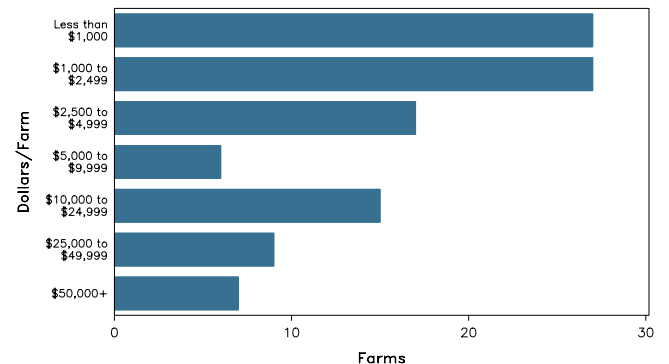
See footnotes on reverse page.

Farms with Women Principal Operators

Farms by Size



Farms by Economic Size



2007 CENSUS OF AGRICULTURE

Crenshaw County – Alabama Farms with Women Principal Operators

Selected Highlights

Item	Farms	Quantity
MARKET VALUE OF AGRICULTURAL PRODUCTS SOLD (\$1,000)		
Total value of agricultural products sold	108	8,359
Value of crops including nursery and greenhouse	14	157
Value of livestock, poultry, and their products	39	8,203
VALUE OF SALES BY COMMODITY GROUP (\$1,000)		
Grains, oilseeds, dry beans, and dry peas	-	-
Tobacco	-	-
Cotton and cottonseed	-	-
Vegetables, melons, potatoes and sweet potatoes	-	-
Fruits, tree nuts, and berries	2	(D)
Nursery, greenhouse, floriculture, and sod	-	-
Cut Christmas trees and short rotation woody crops	-	-
Other crops and hay	12	(D)
Poultry and eggs	13	7,765
Cattle and calves	27	(D)
Milk and other dairy products from cows	-	-
Hogs and pigs	-	-
Sheep, goats, and their products	5	(D)
Horses, ponies, mules, burros, and donkeys	8	14
Aquaculture	-	-
Other animals and other animal products	-	-
TOP CROP ITEMS (acres)		
Forage - land used for all hay and haylage, grass silage, and greenchop	19	910
Pecans, all	4	40
TOP LIVESTOCK INVENTORY ITEMS (number)		
Broilers and other meat-type chickens	5	490,000
Cattle and calves	25	1,139
Goats, all	13	242
Horses and ponies	15	193
Layers	4	66

Operator Characteristics

Item	Quantity
Primary occupation:	
Farming	25
Other	83
Days worked off farm:	
None	48
Any	60
Years on present farm:	
2 years or less	4
3 to 4 years	11
5 to 9 years	25
10 years or more	68
Age group:	
Under 45 years	18
45 to 64 years	37
65 years and over	53
Average age of principal operator (years)	60.9

Economic Characteristics

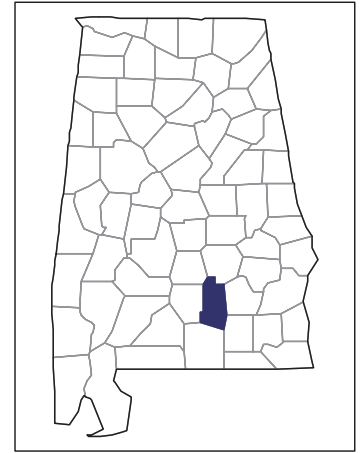
Item	Quantity
Farms by value of sales:	
Less than \$1,000	74
\$1,000 to \$2,499	5
\$2,500 to \$4,999	2
\$5,000 to \$9,999	1
\$10,000 to \$49,999	19
\$50,000 to \$99,999	1
\$100,000 to \$249,999	-
\$250,000 to \$499,999	-
\$500,000 or more	6
Total farm production expenses (\$1,000)	6,969
Average per farm (\$)	64,526
Net cash farm income of operation (\$1,000)	2,022
Average per farm (\$)	18,720
Value of agricultural products sold directly to individuals for human consumption (\$1,000)	2
Total organic product sales (\$1,000)	-
Total income from farm-related sources, gross before taxes and expenses (\$1,000)	348

See "Census of Agriculture, Volume 1, Geographic Area Series" for complete footnotes, explanations, definitions, and methodology.
(D) Cannot be disclosed. (Z) Less than half of the unit shown.

2007 CENSUS *OF* AGRICULTURE

Crenshaw County – Alabama

Farms with Spanish, Hispanic, or Latino Operators Compared with All Farms



Data are not available at this geographic level for farms with Spanish, Hispanic, or Latino operators.



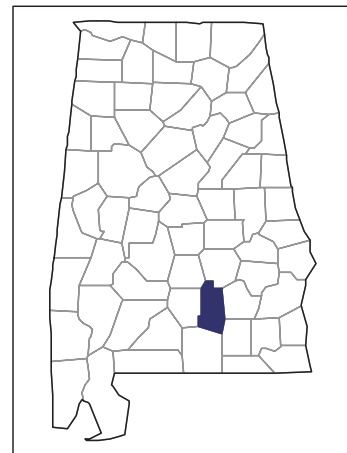
United States Department of Agriculture
National Agricultural Statistics Service

www.agcensus.usda.gov

2007 CENSUS *OF* AGRICULTURE

Crenshaw County – Alabama

Farms with American Indian or Alaska Native Operators Compared with All Farms



Data are not available at this geographic level for farms with American Indian or Alaska Native operators.



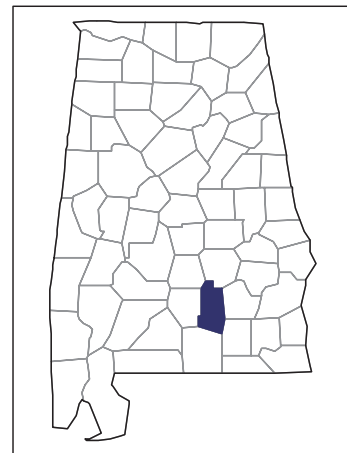
United States Department of Agriculture
National Agricultural Statistics Service

www.agcensus.usda.gov

2007 CENSUS *OF* AGRICULTURE

Crenshaw County – Alabama

**Farms with Asian Operators
Compared with All Farms**



Data are not available at this geographic level for farms with Asian operators.



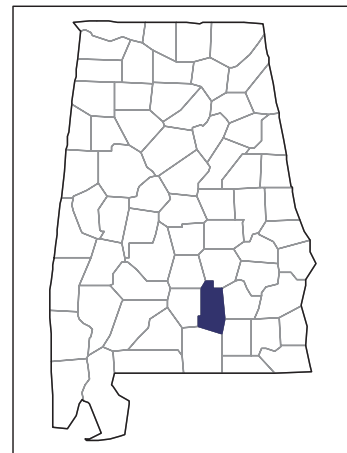
United States Department of Agriculture
National Agricultural Statistics Service

www.agcensus.usda.gov

2007 CENSUS *OF* **AGRICULTURE**

Crenshaw County – Alabama

Farms with Black or African American Operators Compared with All Farms



Data are not available at this geographic level for farms with Black or African American operators.



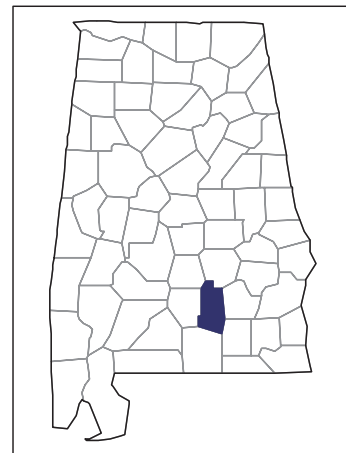
United States Department of Agriculture
National Agricultural Statistics Service

www.agcensus.usda.gov

2007 CENSUS *OF* AGRICULTURE

Crenshaw County – Alabama

Farms with Native Hawaiian or Other Pacific Islander Operators Compared with All Farms



Data are not available at this geographic level for farms with Native Hawaiian or Other Pacific Islander operators.



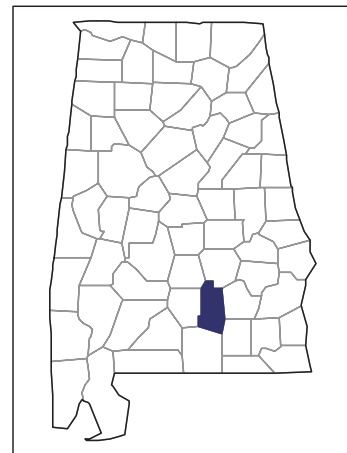
United States Department of Agriculture
National Agricultural Statistics Service

www.agcensus.usda.gov

2007 CENSUS *OF* AGRICULTURE

Crenshaw County – Alabama

**Farms with White Operators
Compared with All Farms**



Data are not available at this geographic level for farms with White operators.



United States Department of Agriculture
National Agricultural Statistics Service

www.agcensus.usda.gov

