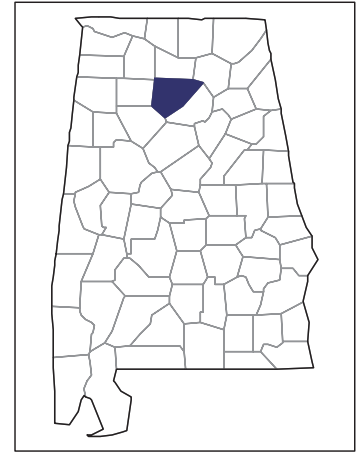


2007 CENSUS OF AGRICULTURE



Cullman County – Alabama

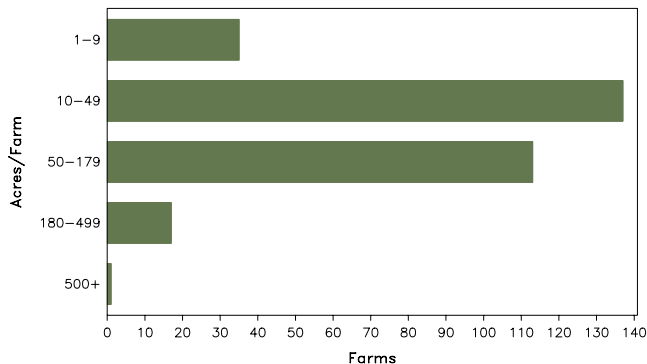
Farms with Women Principal Operators Compared with All Farms

	Women Principal Operators	All Farms
Number of Farms	303	2,465
Land in Farms	19,172 acres	229,791 acres
Average Size of Farm	63 acres	93 acres
Market Value of Products Sold	\$42,091,000	\$405,872,000
Crop Sales	\$1,075,000	\$8,618,000
Livestock Sales	\$41,015,000	\$397,254,000
Average Per Farm	\$138,913	\$164,654
Government Payments	\$50,000	\$916,000
Average Per Farm Receiving Payments	\$1,565	\$2,727

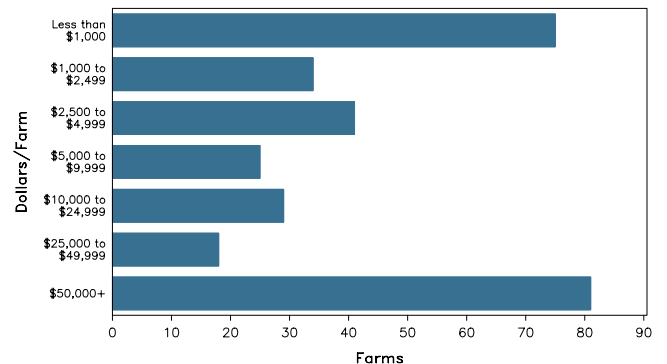
See footnotes on reverse page.

Farms with Women Principal Operators

Farms by Size



Farms by Economic Size



2007 CENSUS OF AGRICULTURE

Cullman County – Alabama Farms with Women Principal Operators

Selected Highlights

Item	Farms	Quantity
MARKET VALUE OF AGRICULTURAL PRODUCTS SOLD (\$1,000)		
Total value of agricultural products sold	303	42,091
Value of crops including nursery and greenhouse	49	1,075
Value of livestock, poultry, and their products	220	41,015
VALUE OF SALES BY COMMODITY GROUP (\$1,000)		
Grains, oilseeds, dry beans, and dry peas	-	-
Tobacco	-	-
Cotton and cottonseed	-	-
Vegetables, melons, potatoes and sweet potatoes	9	(D)
Fruits, tree nuts, and berries	2	(D)
Nursery, greenhouse, floriculture, and sod	7	693
Cut Christmas trees and short rotation woody crops	-	-
Other crops and hay	32	263
Poultry and eggs	78	39,349
Cattle and calves	134	1,456
Milk and other dairy products from cows	-	-
Hogs and pigs	1	(D)
Sheep, goats, and their products	18	25
Horses, ponies, mules, burros, and donkeys	28	175
Aquaculture	-	-
Other animals and other animal products	7	(D)
TOP CROP ITEMS (acres)		
Forage - land used for all hay and haylage, grass silage, and greenchop	104	4,032
Vegetables harvested for sale	9	40
Corn for grain	1	(D)
Apples	1	(D)
Sweet potatoes	1	(D)
TOP LIVESTOCK INVENTORY ITEMS (number)		
Broilers and other meat-type chickens	40	2,012,488
Layers	18	147,373
Pullets for laying flock replacement	4	104,096
Cattle and calves	161	4,147
Horses and ponies	115	895

Operator Characteristics

Item	Quantity
Primary occupation:	
Farming	171
Other	132
Days worked off farm:	
None	148
Any	155
Years on present farm:	
2 years or less	12
3 to 4 years	15
5 to 9 years	53
10 years or more	223
Age group:	
Under 45 years	72
45 to 64 years	159
65 years and over	72
Average age of principal operator (years)	56.5

Economic Characteristics

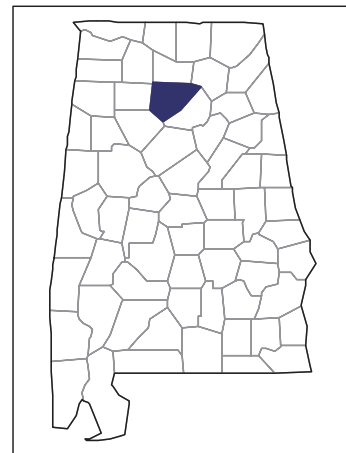
Item	Quantity
Farms by value of sales:	
Less than \$1,000	79
\$1,000 to \$2,499	31
\$2,500 to \$4,999	40
\$5,000 to \$9,999	26
\$10,000 to \$49,999	46
\$50,000 to \$99,999	5
\$100,000 to \$249,999	11
\$250,000 to \$499,999	36
\$500,000 or more	29
Total farm production expenses (\$1,000)	34,387
Average per farm (\$)	113,487
Net cash farm income of operation (\$1,000)	7,835
Average per farm (\$)	25,859
Value of agricultural products sold directly to individuals for human consumption (\$1,000)	22
Total organic product sales (\$1,000)	-
Total income from farm-related sources, gross before taxes and expenses (\$1,000)	81

See "Census of Agriculture, Volume 1, Geographic Area Series" for complete footnotes, explanations, definitions, and methodology.
(D) Cannot be disclosed. (Z) Less than half of the unit shown.

2007 CENSUS OF AGRICULTURE

Cullman County – Alabama

Farms with Spanish, Hispanic, or Latino Operators Compared with All Farms



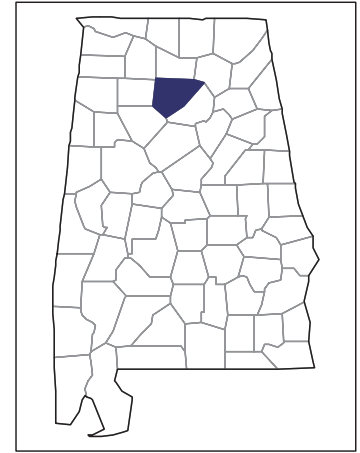
Data are not available at this geographic level for farms with Spanish, Hispanic, or Latino operators.



United States Department of Agriculture
National Agricultural Statistics Service

www.agcensus.usda.gov

2007 CENSUS OF AGRICULTURE



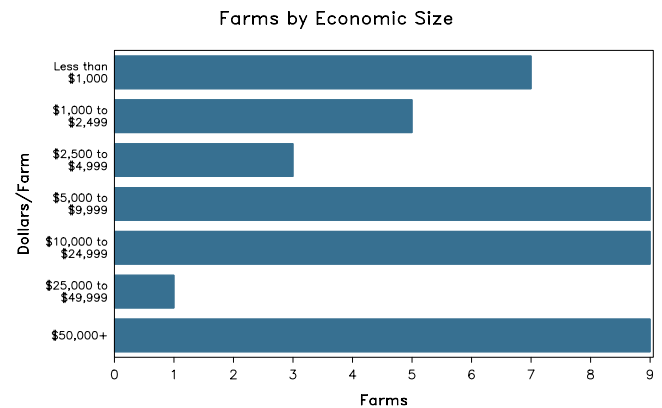
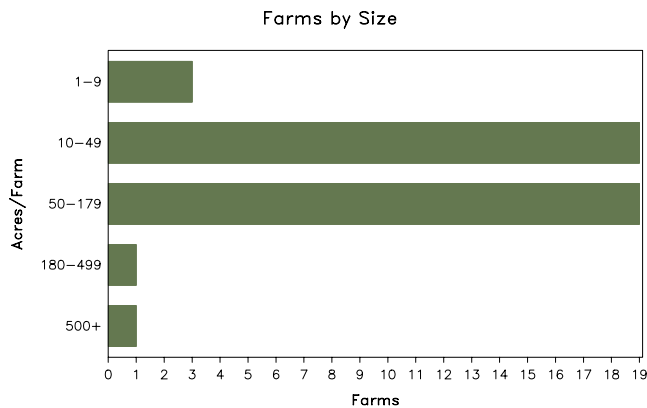
Cullman County – Alabama

Farms with American Indian or Alaska Native Operators Compared with All Farms

	American Indian or Alaska Native Operators ²	All Farms
Number of Farm Operators ¹	50	3,690
Number of Farms	43	2,465
Land in Farms	3,589 acres	229,791 acres
Average Size of Farm	83 acres	93 acres
Market Value of Products Sold	\$8,504,000	\$405,872,000
Crop Sales	\$60,000	\$8,618,000
Livestock Sales	\$8,445,000	\$397,254,000
Average Per Farm	\$197,778	\$164,654
Government Payments	\$13,000	\$916,000
Average Per Farm Receiving Payments	\$2,542	\$2,727

See footnotes on reverse page.

Farms with American Indian or Alaska Native Operators



2007 CENSUS OF AGRICULTURE

Cullman County – Alabama Farms with American Indian or Alaska Native Operators

Selected Highlights

Item	Farms	Quantity
MARKET VALUE OF AGRICULTURAL PRODUCTS SOLD (\$1,000)		
Total value of agricultural products sold	43	8,504
Value of crops including nursery and greenhouse	15	60
Value of livestock, poultry, and their products	29	8,445
VALUE OF SALES BY COMMODITY GROUP (\$1,000)		
Grains, oilseeds, dry beans, and dry peas	-	-
Tobacco	-	-
Cotton and cottonseed	-	-
Vegetables, melons, potatoes and sweet potatoes	1	(D)
Fruits, tree nuts, and berries	3	(D)
Nursery, greenhouse, floriculture, and sod	1	(D)
Cut Christmas trees and short rotation woody crops	-	-
Other crops and hay	12	38
Poultry and eggs	10	8,144
Cattle and calves	22	(D)
Milk and other dairy products from cows	-	-
Hogs and pigs	-	-
Sheep, goats, and their products	-	-
Horses, ponies, mules, burros, and donkeys	1	(D)
Aquaculture	-	-
Other animals and other animal products	-	-
TOP CROP ITEMS (acres)		
Forage - land used for all hay and haylage, grass silage, and greenchop	22	972
Pecans, all	5	(D)
Grapes	3	1
Land in berries	1	(D)
Pears, all	3	(D)
TOP LIVESTOCK INVENTORY ITEMS (number)		
Broilers and other meat-type chickens	6	469,204
Pullets for laying flock replacement	2	(D)
Layers	3	(D)
Cattle and calves	21	1,242
Goats, all	2	(D)

Operator Characteristics

Item	Quantity
Primary occupation:	
Farming	24
Other	26
Days worked off farm:	
None	12
Any	38
Years on present farm:	
2 years or less	4
3 to 4 years	1
5 to 9 years	9
10 years or more	36
Age group:	
Under 45 years	10
45 to 64 years	32
65 years and over	8
Average age (years)	54.3

Economic Characteristics

Item	Quantity
Farms by value of sales:	
Less than \$1,000	8
\$1,000 to \$2,499	4
\$2,500 to \$4,999	3
\$5,000 to \$9,999	9
\$10,000 to \$49,999	10
\$50,000 to \$99,999	-
\$100,000 to \$249,999	2
\$250,000 to \$499,999	2
\$500,000 or more	5
Total farm production expenses (\$1,000)	7,118
Average per farm (\$)	165,536
Net cash farm income of operation (\$1,000)	1,432
Average per farm (\$)	33,307
Value of agricultural products sold directly to individuals for human consumption (\$1,000)	(D)
Total organic product sales (\$1,000)	-
Total income from farm-related sources, gross before taxes and expenses (\$1,000)	33

See "Census of Agriculture, Volume 1, Geographic Area Series" for complete footnotes, explanations, definitions, and methodology.

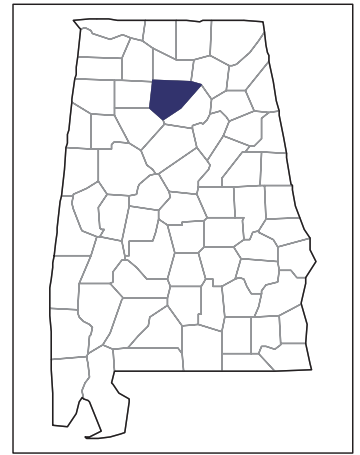
(D) Cannot be disclosed. (Z) Less than half of the unit shown.

¹ Data were collected for a maximum of three operators per farm. ² Operators reporting selected race alone or in combination with other races.

2007 CENSUS *OF* AGRICULTURE

Cullman County – Alabama

**Farms with Asian Operators
Compared with All Farms**



Data are not available at this geographic level for farms with Asian operators.



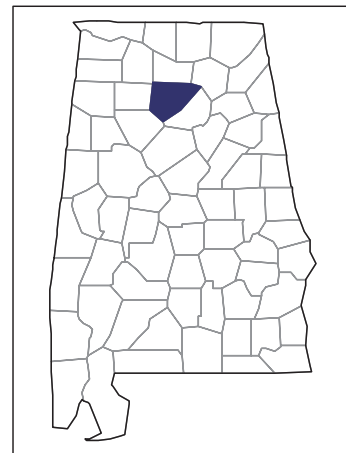
United States Department of Agriculture
National Agricultural Statistics Service

www.agcensus.usda.gov

2007 CENSUS OF AGRICULTURE

Cullman County – Alabama

Farms with Black or African American Operators Compared with All Farms



Data are not available at this geographic level for farms with Black or African American operators.



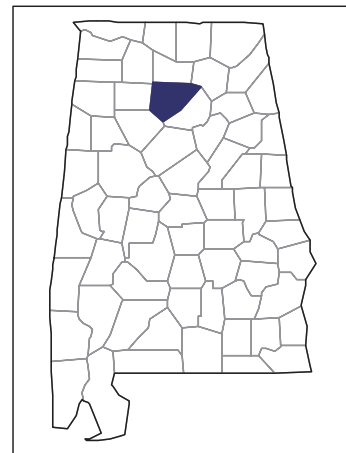
United States Department of Agriculture
National Agricultural Statistics Service

www.agcensus.usda.gov

2007 CENSUS *OF* AGRICULTURE

Cullman County – Alabama

Farms with Native Hawaiian or Other Pacific Islander Operators Compared with All Farms



Data are not available at this geographic level for farms with Native Hawaiian or Other Pacific Islander operators.



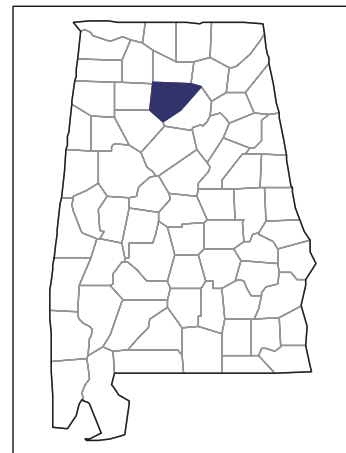
United States Department of Agriculture
National Agricultural Statistics Service

www.agcensus.usda.gov

2007 CENSUS *OF* AGRICULTURE

Cullman County – Alabama

**Farms with White Operators
Compared with All Farms**



Data are not available at this geographic level for farms with White operators.



United States Department of Agriculture
National Agricultural Statistics Service

www.agcensus.usda.gov

