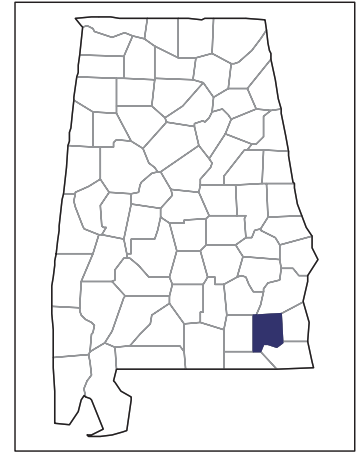


2007 CENSUS OF AGRICULTURE



Dale County – Alabama

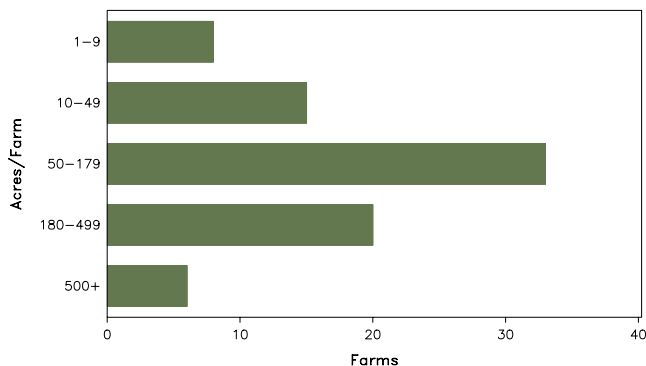
Farms with Women Principal Operators Compared with All Farms

	Women Principal Operators	All Farms
Number of Farms	82	528
Land in Farms	15,945 acres	138,197 acres
Average Size of Farm	194 acres	262 acres
Market Value of Products Sold	\$10,276,000	\$76,266,000
Crop Sales	\$524,000	\$7,952,000
Livestock Sales	\$9,753,000	\$68,315,000
Average Per Farm	\$125,322	\$144,444
Government Payments	\$317,000	\$2,307,000
Average Per Farm Receiving Payments	\$6,750	\$8,298

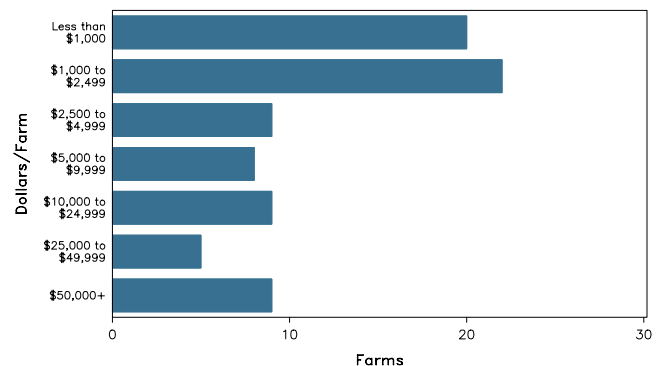
See footnotes on reverse page.

Farms with Women Principal Operators

Farms by Size



Farms by Economic Size



2007 CENSUS OF AGRICULTURE

Dale County – Alabama Farms with Women Principal Operators

Selected Highlights

Item	Farms	Quantity
MARKET VALUE OF AGRICULTURAL PRODUCTS SOLD (\$1,000)		
Total value of agricultural products sold	82	10,276
Value of crops including nursery and greenhouse	20	524
Value of livestock, poultry, and their products	22	9,753
VALUE OF SALES BY COMMODITY GROUP (\$1,000)		
Grains, oilseeds, dry beans, and dry peas	3	(D)
Tobacco	-	-
Cotton and cottonseed	1	(D)
Vegetables, melons, potatoes and sweet potatoes	2	(D)
Fruits, tree nuts, and berries	5	70
Nursery, greenhouse, floriculture, and sod	2	(D)
Cut Christmas trees and short rotation woody crops	-	-
Other crops and hay	12	285
Poultry and eggs	6	(D)
Cattle and calves	6	73
Milk and other dairy products from cows	-	-
Hogs and pigs	1	(D)
Sheep, goats, and their products	2	(D)
Horses, ponies, mules, burros, and donkeys	9	40
Aquaculture	1	(D)
Other animals and other animal products	-	-
TOP CROP ITEMS (acres)		
Cotton, all	1	(D)
Peanuts for nuts	6	755
Forage - land used for all hay and haylage, grass silage, and greenchop	15	549
Corn for grain	3	65
Wheat for grain, all	2	(D)
TOP LIVESTOCK INVENTORY ITEMS (number)		
Broilers and other meat-type chickens	4	607,400
Pullets for laying flock replacement	1	(D)
Layers	1	(D)
Cattle and calves	13	319
Horses and ponies	22	148

Operator Characteristics

Item	Quantity
Primary occupation:	
Farming	24
Other	58
Days worked off farm:	
None	23
Any	59
Years on present farm:	
2 years or less	8
3 to 4 years	14
5 to 9 years	7
10 years or more	53
Age group:	
Under 45 years	13
45 to 64 years	38
65 years and over	31
Average age of principal operator (years)	60.5

Economic Characteristics

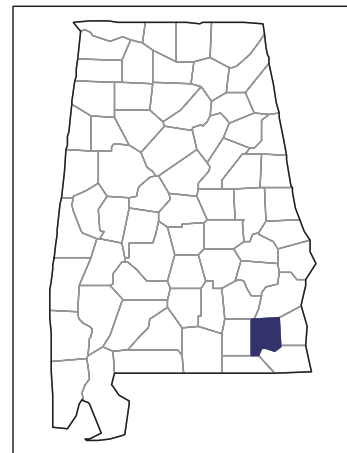
Item	Quantity
Farms by value of sales:	
Less than \$1,000	48
\$1,000 to \$2,499	7
\$2,500 to \$4,999	3
\$5,000 to \$9,999	2
\$10,000 to \$49,999	15
\$50,000 to \$99,999	-
\$100,000 to \$249,999	1
\$250,000 to \$499,999	1
\$500,000 or more	5
Total farm production expenses (\$1,000)	8,796
Average per farm (\$)	107,266
Net cash farm income of operation (\$1,000)	1,870
Average per farm (\$)	22,806
Value of agricultural products sold directly to individuals for human consumption (\$1,000)	3
Total organic product sales (\$1,000)	-
Total income from farm-related sources, gross before taxes and expenses (\$1,000)	72

See "Census of Agriculture, Volume 1, Geographic Area Series" for complete footnotes, explanations, definitions, and methodology.
(D) Cannot be disclosed. (Z) Less than half of the unit shown.

2007 CENSUS *OF* AGRICULTURE

Dale County – Alabama

Farms with Spanish, Hispanic, or Latino Operators Compared with All Farms



Data are not available at this geographic level for farms with Spanish, Hispanic, or Latino operators.



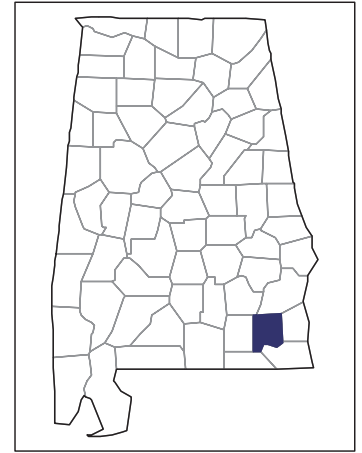
United States Department of Agriculture
National Agricultural Statistics Service

www.agcensus.usda.gov

2007 CENSUS *OF* AGRICULTURE

Dale County – Alabama

Farms with American Indian or Alaska Native Operators Compared with All Farms



Data are not available at this geographic level for farms with American Indian or Alaska Native operators.



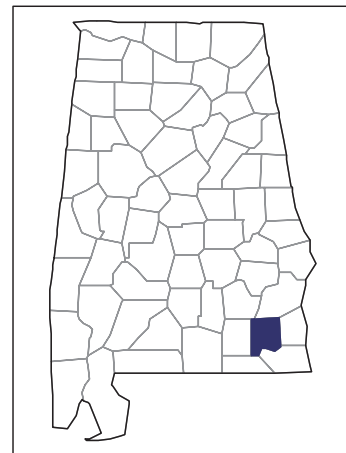
United States Department of Agriculture
National Agricultural Statistics Service

www.agcensus.usda.gov

2007 CENSUS *OF* AGRICULTURE

Dale County – Alabama

**Farms with Asian Operators
Compared with All Farms**



Data are not available at this geographic level for farms with Asian operators.



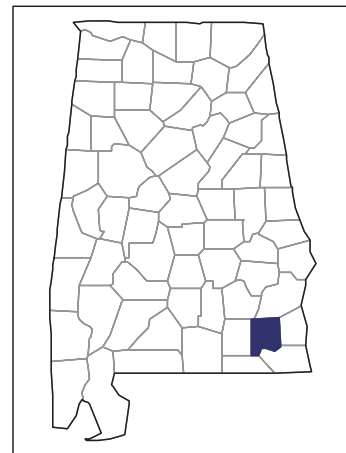
United States Department of Agriculture
National Agricultural Statistics Service

www.agcensus.usda.gov

2007 CENSUS *OF* **AGRICULTURE**

Dale County – Alabama

Farms with Black or African American Operators Compared with All Farms



Data are not available at this geographic level for farms with Black or African American operators.



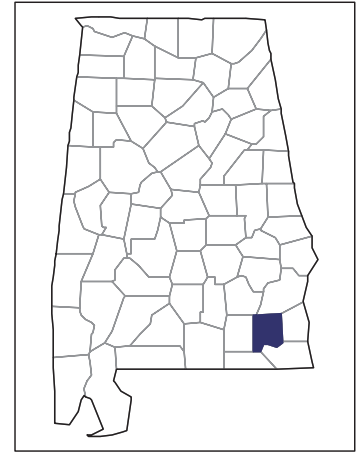
United States Department of Agriculture
National Agricultural Statistics Service

www.agcensus.usda.gov

2007 CENSUS *OF* AGRICULTURE

Dale County – Alabama

Farms with Native Hawaiian or Other Pacific Islander Operators Compared with All Farms



Data are not available at this geographic level for farms with Native Hawaiian or Other Pacific Islander operators.



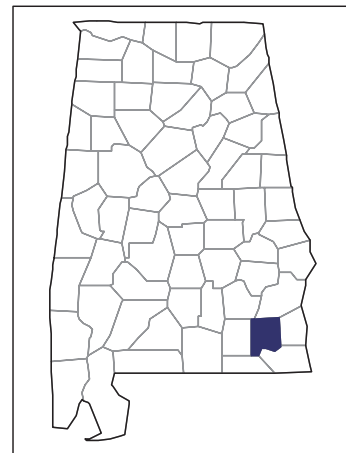
United States Department of Agriculture
National Agricultural Statistics Service

www.agcensus.usda.gov

2007 CENSUS *OF* AGRICULTURE

Dale County – Alabama

**Farms with White Operators
Compared with All Farms**



Data are not available at this geographic level for farms with White operators.



United States Department of Agriculture
National Agricultural Statistics Service

www.agcensus.usda.gov

