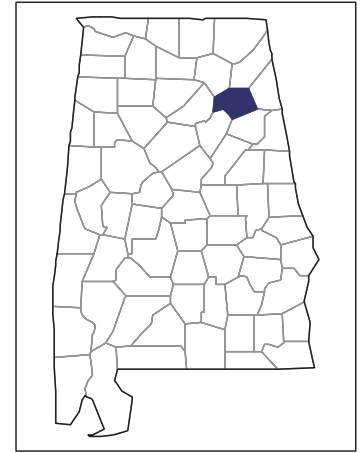


# 2007 CENSUS OF AGRICULTURE



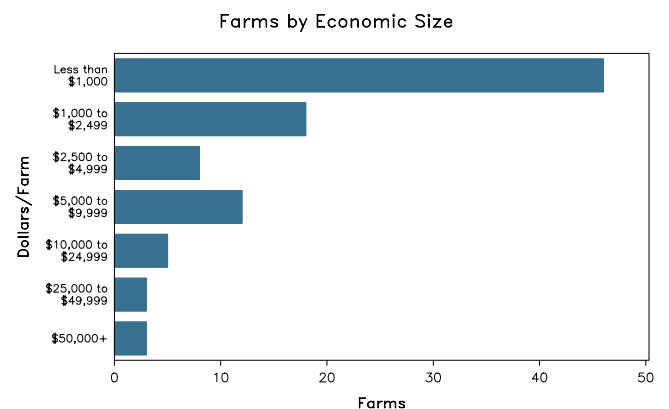
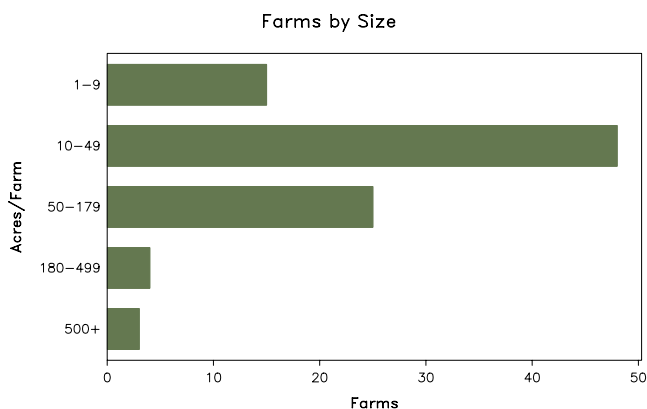
## Etowah County – Alabama

### Farms with Women Principal Operators Compared with All Farms

	Women Principal Operators	All Farms
<b>Number of Farms</b>	95	1,004
<b>Land in Farms</b>	9,011 acres	94,201 acres
<b>Average Size of Farm</b>	95 acres	94 acres
<b>Market Value of Products Sold</b>	\$3,264,000	\$66,157,000
Crop Sales	\$81,000	\$3,483,000
Livestock Sales	\$3,184,000	\$62,674,000
Average Per Farm	\$34,362	\$65,894
<b>Government Payments</b>	\$30,000	\$518,000
Average Per Farm Receiving Payments	\$2,502	\$4,625

See footnotes on reverse page.

### Farms with Women Principal Operators



# 2007 CENSUS OF AGRICULTURE

## Etowah County – Alabama Farms with Women Principal Operators

### Selected Highlights

Item	Farms	Quantity
<b>MARKET VALUE OF AGRICULTURAL PRODUCTS SOLD (\$1,000)</b>		
Total value of agricultural products sold	95	3,264
Value of crops including nursery and greenhouse	14	81
Value of livestock, poultry, and their products	52	3,184
<b>VALUE OF SALES BY COMMODITY GROUP (\$1,000)</b>		
Grains, oilseeds, dry beans, and dry peas	1	(D)
Tobacco	-	-
Cotton and cottonseed	1	(D)
Vegetables, melons, potatoes and sweet potatoes	1	(D)
Fruits, tree nuts, and berries	3	(D)
Nursery, greenhouse, floriculture, and sod	2	(D)
Cut Christmas trees and short rotation woody crops	-	-
Other crops and hay	10	(D)
Poultry and eggs	6	2,869
Cattle and calves	37	302
Milk and other dairy products from cows	-	-
Hogs and pigs	5	2
Sheep, goats, and their products	10	3
Horses, ponies, mules, burros, and donkeys	9	9
Aquaculture	-	-
Other animals and other animal products	-	-
<b>TOP CROP ITEMS (acres)</b>		
Forage - land used for all hay and haylage, grass silage, and greenchop	18	623
Soybeans for beans	1	(D)
Cotton, all	1	(D)
Corn for grain	1	(D)
Vegetables harvested for sale	1	(D)
<b>TOP LIVESTOCK INVENTORY ITEMS (number)</b>		
Broilers and other meat-type chickens	2	(D)
Cattle and calves	40	1,062
Horses and ponies	42	301
Goats, all	16	227
Layers	3	94

### Operator Characteristics

Item	Quantity
Primary occupation:	
Farming	43
Other	52
Days worked off farm:	
None	34
Any	61
Years on present farm:	
2 years or less	2
3 to 4 years	11
5 to 9 years	16
10 years or more	66
Age group:	
Under 45 years	12
45 to 64 years	52
65 years and over	31
Average age of principal operator (years)	59.1

### Economic Characteristics

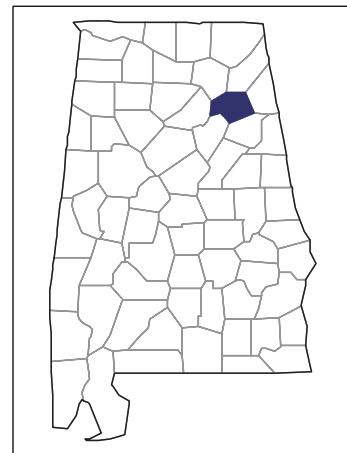
Item	Quantity
Farms by value of sales:	
Less than \$1,000	50
\$1,000 to \$2,499	15
\$2,500 to \$4,999	9
\$5,000 to \$9,999	10
\$10,000 to \$49,999	8
\$50,000 to \$99,999	-
\$100,000 to \$249,999	-
\$250,000 to \$499,999	-
\$500,000 or more	3
Total farm production expenses (\$1,000)	3,156
Average per farm (\$)	33,220
Net cash farm income of operation (\$1,000)	175
Average per farm (\$)	1,844
Value of agricultural products sold directly to individuals for human consumption (\$1,000)	-
Total organic product sales (\$1,000)	-
Total income from farm-related sources, gross before taxes and expenses (\$1,000)	37

See "Census of Agriculture, Volume 1, Geographic Area Series" for complete footnotes, explanations, definitions, and methodology.  
(D) Cannot be disclosed. (Z) Less than half of the unit shown.

# 2007 CENSUS OF AGRICULTURE

## Etowah County – Alabama

### Farms with Spanish, Hispanic, or Latino Operators Compared with All Farms



Data are not available at this geographic level for farms with Spanish, Hispanic, or Latino operators.



United States Department of Agriculture  
National Agricultural Statistics Service

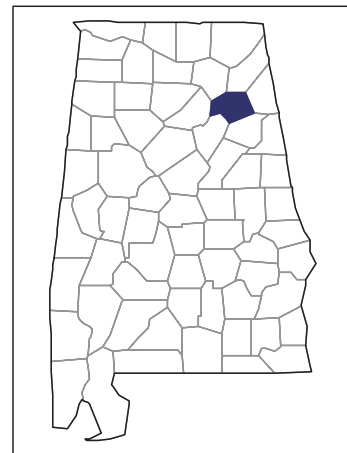
[www.agcensus.usda.gov](http://www.agcensus.usda.gov)



# 2007 CENSUS *OF* AGRICULTURE

## Etowah County – Alabama

### Farms with American Indian or Alaska Native Operators Compared with All Farms



Data are not available at this geographic level for farms with American Indian or Alaska Native operators.



United States Department of Agriculture  
National Agricultural Statistics Service

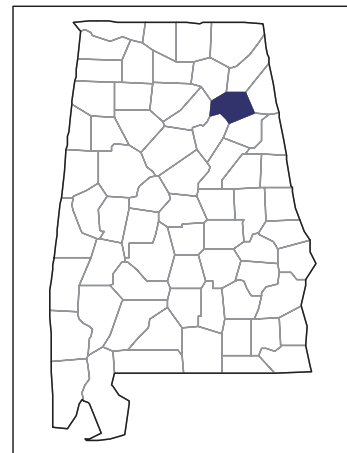
[www.agcensus.usda.gov](http://www.agcensus.usda.gov)



# 2007 CENSUS *OF* AGRICULTURE

**Etowah County – Alabama**

**Farms with Asian Operators  
Compared with All Farms**



**Data are not available at this geographic level for farms with Asian operators.**



United States Department of Agriculture  
National Agricultural Statistics Service

[www.agcensus.usda.gov](http://www.agcensus.usda.gov)

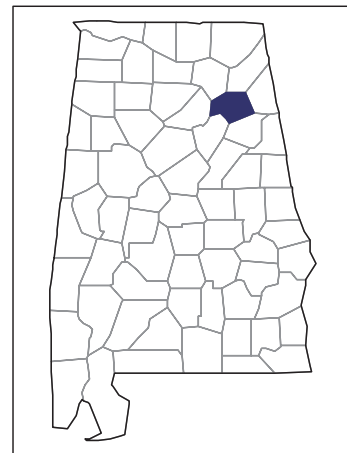




# 2007 CENSUS OF AGRICULTURE

## Etowah County – Alabama

### Farms with Black or African American Operators Compared with All Farms



Data are not available at this geographic level for farms with Black or African American operators.



United States Department of Agriculture  
National Agricultural Statistics Service

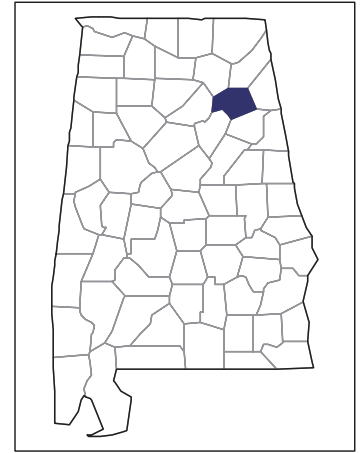
[www.agcensus.usda.gov](http://www.agcensus.usda.gov)



# 2007 CENSUS OF AGRICULTURE

## Etowah County – Alabama

### Farms with Native Hawaiian or Other Pacific Islander Operators Compared with All Farms



Data are not available at this geographic level for farms with Native Hawaiian or Other Pacific Islander operators.



United States Department of Agriculture  
National Agricultural Statistics Service

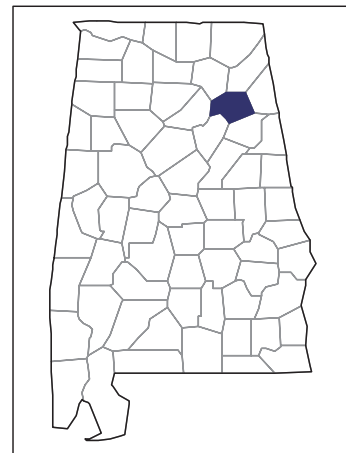
[www.agcensus.usda.gov](http://www.agcensus.usda.gov)



# 2007 CENSUS *OF* AGRICULTURE

**Etowah County – Alabama**

**Farms with White Operators  
Compared with All Farms**



**Data are not available at this geographic level for farms with White operators.**



United States Department of Agriculture  
National Agricultural Statistics Service

[www.agcensus.usda.gov](http://www.agcensus.usda.gov)

