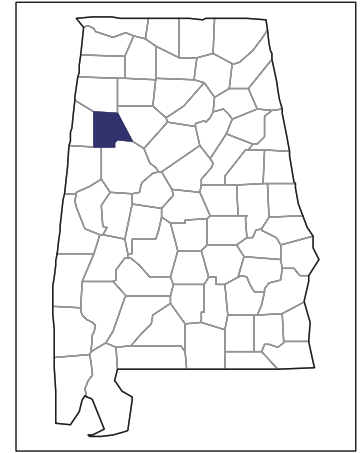


# 2007 CENSUS OF AGRICULTURE



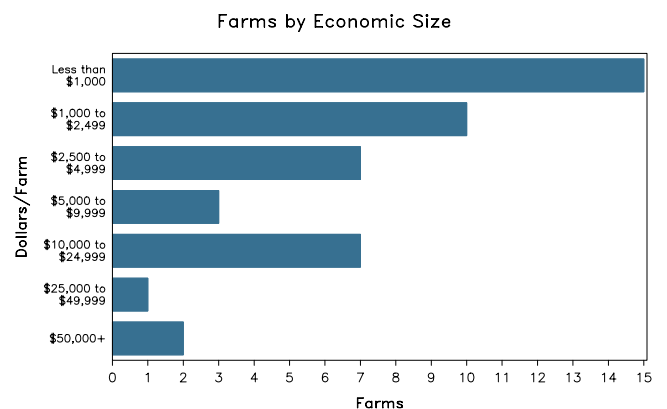
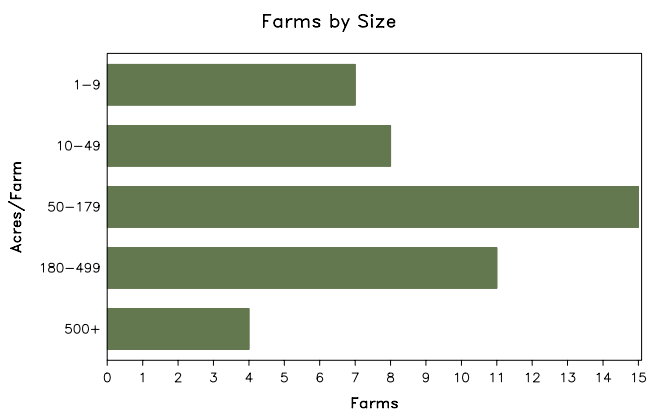
## Fayette County – Alabama

### Farms with Women Principal Operators Compared with All Farms

	Women Principal Operators	All Farms
<b>Number of Farms</b>	45	401
<b>Land in Farms</b>	8,243 acres	78,799 acres
<b>Average Size of Farm</b>	183 acres	197 acres
<b>Market Value of Products Sold</b>	(D)	\$12,958,000
Crop Sales	\$39,000	\$2,034,000
Livestock Sales	(D)	\$10,925,000
Average Per Farm	(D)	\$32,314
<b>Government Payments</b>	\$24,000	\$724,000
Average Per Farm Receiving Payments	\$1,865	\$4,416

See footnotes on reverse page.

### Farms with Women Principal Operators



# 2007 CENSUS OF AGRICULTURE

## Fayette County – Alabama Farms with Women Principal Operators

### Selected Highlights

Item	Farms	Quantity
<b>MARKET VALUE OF AGRICULTURAL PRODUCTS SOLD (\$1,000)</b>		
Total value of agricultural products sold	45	(D)
Value of crops including nursery and greenhouse	18	39
Value of livestock, poultry, and their products	21	(D)
<b>VALUE OF SALES BY COMMODITY GROUP (\$1,000)</b>		
Grains, oilseeds, dry beans, and dry peas	-	-
Tobacco	-	-
Cotton and cottonseed	-	-
Vegetables, melons, potatoes and sweet potatoes	2	(D)
Fruits, tree nuts, and berries	1	(D)
Nursery, greenhouse, floriculture, and sod	-	-
Cut Christmas trees and short rotation woody crops	-	-
Other crops and hay	15	35
Poultry and eggs	6	(D)
Cattle and calves	12	130
Milk and other dairy products from cows	-	-
Hogs and pigs	2	(D)
Sheep, goats, and their products	3	-
Horses, ponies, mules, burros, and donkeys	2	(D)
Aquaculture	-	-
Other animals and other animal products	-	-
<b>TOP CROP ITEMS (acres)</b>		
Forage - land used for all hay and haylage, grass silage, and greenchop	19	908
Vegetables harvested for sale	2	(D)
Pecans, all	2	(D)
Beans, snap	2	(D)
Cucumbers and pickles	2	(D)
<b>TOP LIVESTOCK INVENTORY ITEMS (number)</b>		
Cattle and calves	18	460
Hogs and pigs	2	(D)
Layers	8	164
Horses and ponies	16	162
Mules, burros, and donkeys	7	20

### Operator Characteristics

Item	Quantity
Primary occupation:	
Farming	10
Other	35
Days worked off farm:	
None	15
Any	30
Years on present farm:	
2 years or less	10
3 to 4 years	1
5 to 9 years	6
10 years or more	28
Age group:	
Under 45 years	6
45 to 64 years	20
65 years and over	19
Average age of principal operator (years)	60.5

### Economic Characteristics

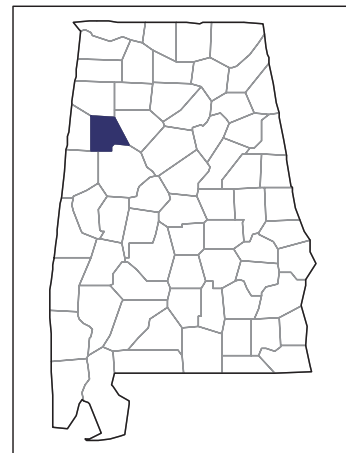
Item	Quantity
Farms by value of sales:	
Less than \$1,000	23
\$1,000 to \$2,499	4
\$2,500 to \$4,999	5
\$5,000 to \$9,999	3
\$10,000 to \$49,999	8
\$50,000 to \$99,999	2
\$100,000 to \$249,999	-
\$250,000 to \$499,999	-
\$500,000 or more	-
Total farm production expenses (\$1,000)	516
Average per farm (\$)	11,468
Net cash farm income of operation (\$1,000)	-123
Average per farm (\$)	-2,723
Value of agricultural products sold directly to individuals for human consumption (\$1,000)	-
Total organic product sales (\$1,000)	-
Total income from farm-related sources, gross before taxes and expenses (\$1,000)	13

See "Census of Agriculture, Volume 1, Geographic Area Series" for complete footnotes, explanations, definitions, and methodology.  
(D) Cannot be disclosed. (Z) Less than half of the unit shown.

# 2007 CENSUS OF AGRICULTURE

## Fayette County – Alabama

### Farms with Spanish, Hispanic, or Latino Operators Compared with All Farms



Data are not available at this geographic level for farms with Spanish, Hispanic, or Latino operators.



United States Department of Agriculture  
National Agricultural Statistics Service

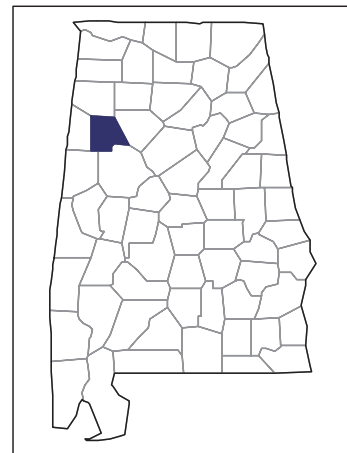
[www.agcensus.usda.gov](http://www.agcensus.usda.gov)



# 2007 CENSUS *OF* AGRICULTURE

## Fayette County – Alabama

### Farms with American Indian or Alaska Native Operators Compared with All Farms



Data are not available at this geographic level for farms with American Indian or Alaska Native operators.



United States Department of Agriculture  
National Agricultural Statistics Service

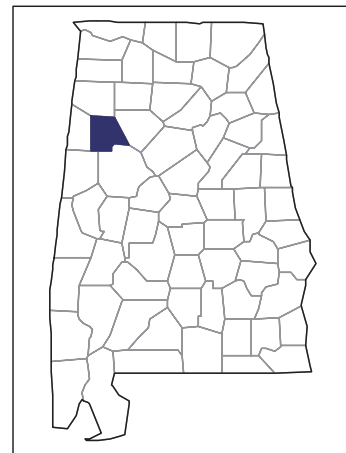
[www.agcensus.usda.gov](http://www.agcensus.usda.gov)



# 2007 CENSUS *OF* AGRICULTURE

## Fayette County – Alabama

### Farms with Asian Operators Compared with All Farms



Data are not available at this geographic level for farms with Asian operators.



United States Department of Agriculture  
National Agricultural Statistics Service

[www.agcensus.usda.gov](http://www.agcensus.usda.gov)

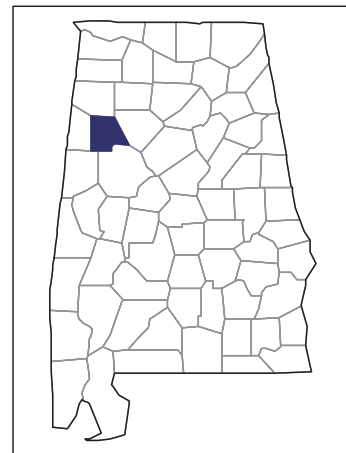




# 2007 CENSUS *OF* AGRICULTURE

## Fayette County – Alabama

### Farms with Black or African American Operators Compared with All Farms



Data are not available at this geographic level for farms with Black or African American operators.



United States Department of Agriculture  
National Agricultural Statistics Service

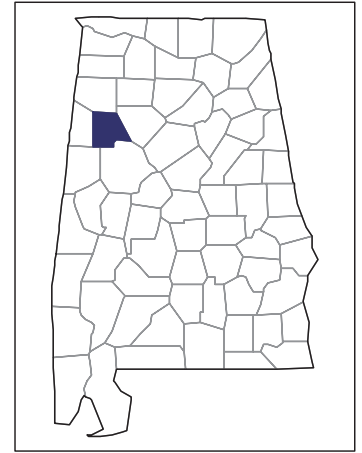
[www.agcensus.usda.gov](http://www.agcensus.usda.gov)



# 2007 CENSUS *OF* AGRICULTURE

## Fayette County – Alabama

### Farms with Native Hawaiian or Other Pacific Islander Operators Compared with All Farms



Data are not available at this geographic level for farms with Native Hawaiian or Other Pacific Islander operators.



United States Department of Agriculture  
National Agricultural Statistics Service

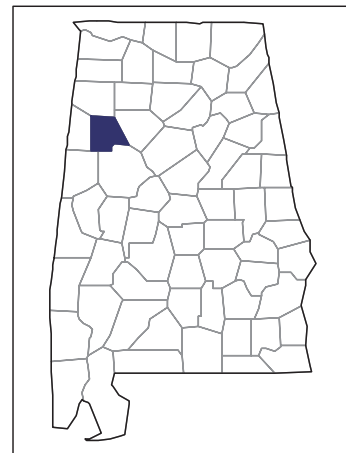
[www.agcensus.usda.gov](http://www.agcensus.usda.gov)



# 2007 CENSUS OF AGRICULTURE

## Fayette County – Alabama

### Farms with White Operators Compared with All Farms



Data are not available at this geographic level for farms with White operators.



United States Department of Agriculture  
National Agricultural Statistics Service

[www.agcensus.usda.gov](http://www.agcensus.usda.gov)

