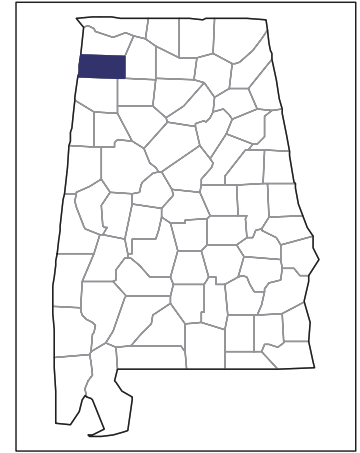


2007 CENSUS OF AGRICULTURE



Franklin County – Alabama

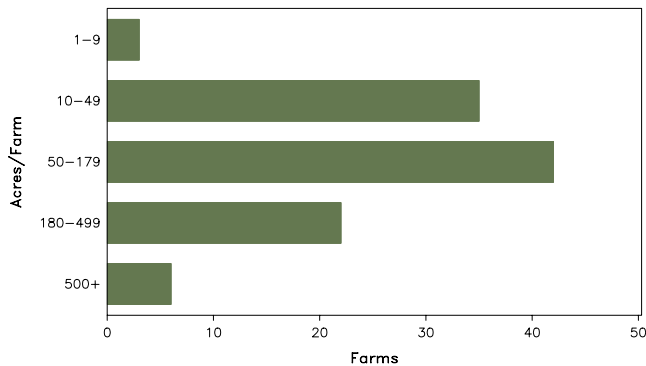
Farms with Women Principal Operators Compared with All Farms

	Women Principal Operators	All Farms
Number of Farms	108	958
Land in Farms	14,857 acres	140,861 acres
Average Size of Farm	138 acres	147 acres
Market Value of Products Sold	\$10,539,000	\$133,451,000
Crop Sales	\$137,000	\$1,628,000
Livestock Sales	\$10,402,000	\$131,823,000
Average Per Farm	\$97,584	\$139,302
Government Payments	\$76,000	\$491,000
Average Per Farm Receiving Payments	\$2,519	\$2,370

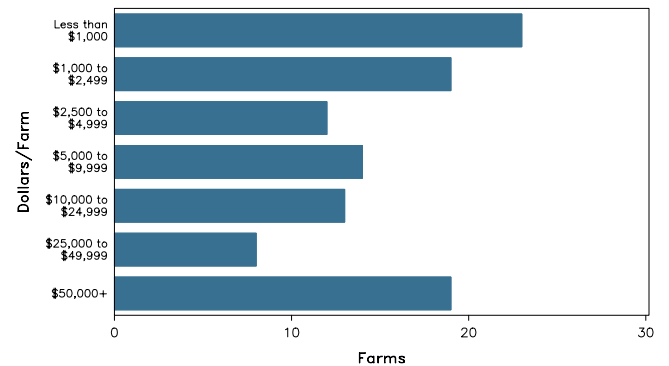
See footnotes on reverse page.

Farms with Women Principal Operators

Farms by Size



Farms by Economic Size



2007 CENSUS OF AGRICULTURE

Franklin County – Alabama Farms with Women Principal Operators

Selected Highlights

Item	Farms	Quantity
MARKET VALUE OF AGRICULTURAL PRODUCTS SOLD (\$1,000)		
Total value of agricultural products sold	108	10,539
Value of crops including nursery and greenhouse	20	137
Value of livestock, poultry, and their products	69	10,402
VALUE OF SALES BY COMMODITY GROUP (\$1,000)		
Grains, oilseeds, dry beans, and dry peas	3	(D)
Tobacco	-	-
Cotton and cottonseed	-	-
Vegetables, melons, potatoes and sweet potatoes	5	32
Fruits, tree nuts, and berries	1	(D)
Nursery, greenhouse, floriculture, and sod	-	-
Cut Christmas trees and short rotation woody crops	2	(D)
Other crops and hay	15	(D)
Poultry and eggs	23	(D)
Cattle and calves	41	747
Milk and other dairy products from cows	-	-
Hogs and pigs	1	(D)
Sheep, goats, and their products	9	(D)
Horses, ponies, mules, burros, and donkeys	11	19
Aquaculture	-	-
Other animals and other animal products	1	(D)
TOP CROP ITEMS (acres)		
Forage - land used for all hay and haylage, grass silage, and greenchop	27	1,237
Cut Christmas trees	2	(D)
Vegetables harvested for sale	5	12
Corn for silage or greenchop	2	(D)
Beans, snap	3	(D)
TOP LIVESTOCK INVENTORY ITEMS (number)		
Broilers and other meat-type chickens	15	737,318
Cattle and calves	40	1,252
Rabbits and their pelts	1	(D)
Horses and ponies	24	254
Layers	7	148

Operator Characteristics

Item	Quantity
Primary occupation:	
Farming	43
Other	65
Days worked off farm:	
None	58
Any	50
Years on present farm:	
2 years or less	7
3 to 4 years	4
5 to 9 years	16
10 years or more	81
Age group:	
Under 45 years	19
45 to 64 years	44
65 years and over	45
Average age of principal operator (years)	61.4

Economic Characteristics

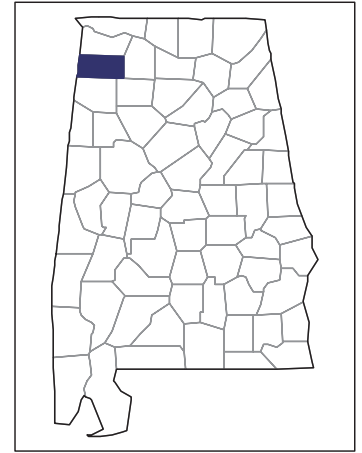
Item	Quantity
Farms by value of sales:	
Less than \$1,000	41
\$1,000 to \$2,499	8
\$2,500 to \$4,999	9
\$5,000 to \$9,999	12
\$10,000 to \$49,999	19
\$50,000 to \$99,999	3
\$100,000 to \$249,999	-
\$250,000 to \$499,999	9
\$500,000 or more	7
Total farm production expenses (\$1,000)	8,430
Average per farm (\$)	78,052
Net cash farm income of operation (\$1,000)	2,284
Average per farm (\$)	21,148
Value of agricultural products sold directly to individuals for human consumption (\$1,000)	3
Total organic product sales (\$1,000)	-
Total income from farm-related sources, gross before taxes and expenses (\$1,000)	99

See "Census of Agriculture, Volume 1, Geographic Area Series" for complete footnotes, explanations, definitions, and methodology.
(D) Cannot be disclosed. (Z) Less than half of the unit shown.

2007 CENSUS *OF* AGRICULTURE

Franklin County – Alabama

Farms with Spanish, Hispanic, or Latino Operators Compared with All Farms



Data are not available at this geographic level for farms with Spanish, Hispanic, or Latino operators.



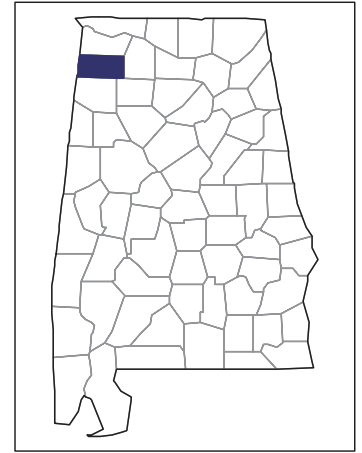
United States Department of Agriculture
National Agricultural Statistics Service

www.agcensus.usda.gov

2007 CENSUS *OF* AGRICULTURE

Franklin County – Alabama

Farms with American Indian or Alaska Native Operators Compared with All Farms



Data are not available at this geographic level for farms with American Indian or Alaska Native operators.



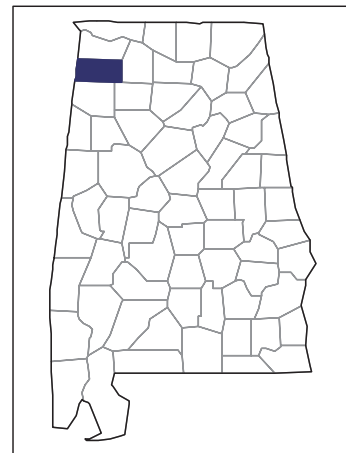
United States Department of Agriculture
National Agricultural Statistics Service

www.agcensus.usda.gov

2007 CENSUS *OF* **AGRICULTURE**

Franklin County – Alabama

**Farms with Asian Operators
Compared with All Farms**



Data are not available at this geographic level for farms with Asian operators.



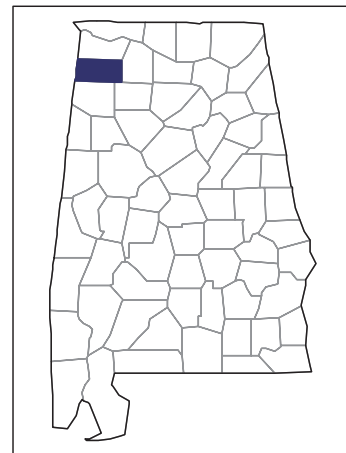
United States Department of Agriculture
National Agricultural Statistics Service

www.agcensus.usda.gov

2007 CENSUS *OF* AGRICULTURE

Franklin County – Alabama

Farms with Black or African American Operators Compared with All Farms



Data are not available at this geographic level for farms with Black or African American operators.



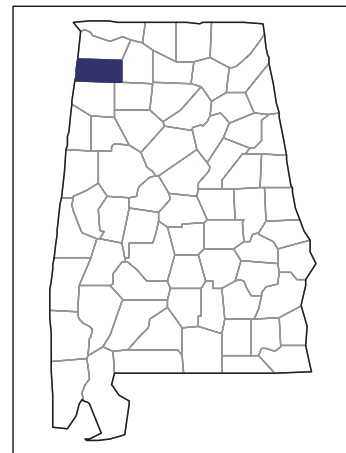
United States Department of Agriculture
National Agricultural Statistics Service

www.agcensus.usda.gov

2007 CENSUS *OF* AGRICULTURE

Franklin County – Alabama

Farms with Native Hawaiian or Other Pacific Islander Operators Compared with All Farms



Data are not available at this geographic level for farms with Native Hawaiian or Other Pacific Islander operators.



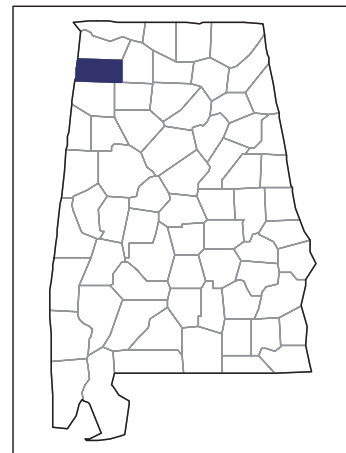
United States Department of Agriculture
National Agricultural Statistics Service

www.agcensus.usda.gov

2007 CENSUS *OF* **AGRICULTURE**

Franklin County – Alabama

Farms with White Operators Compared with All Farms



Data are not available at this geographic level for farms with White operators.



United States Department of Agriculture
National Agricultural Statistics Service

www.agcensus.usda.gov

