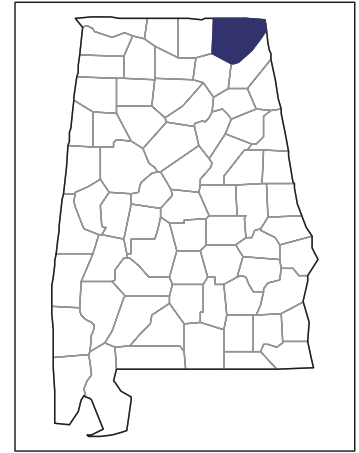


2007 CENSUS OF AGRICULTURE



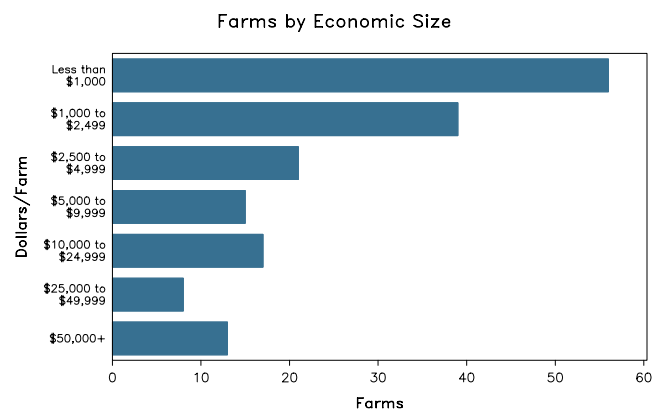
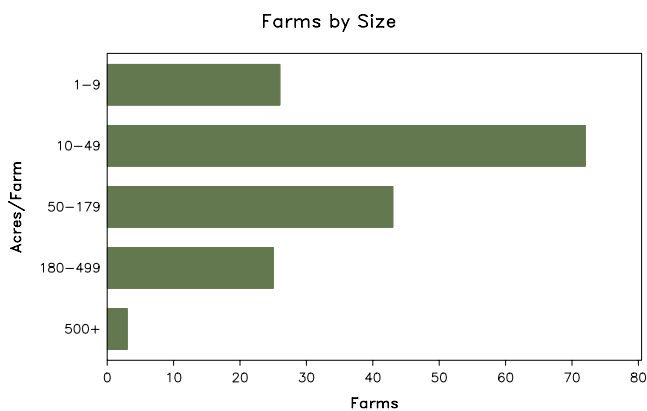
Jackson County – Alabama

Farms with Women Principal Operators Compared with All Farms

	Women Principal Operators	All Farms
Number of Farms	169	1,523
Land in Farms	15,731 acres	242,850 acres
Average Size of Farm	93 acres	159 acres
Market Value of Products Sold	\$6,852,000	\$99,670,000
Crop Sales	\$160,000	\$14,167,000
Livestock Sales	\$6,692,000	\$85,502,000
Average Per Farm	\$40,543	\$65,443
Government Payments	\$104,000	\$2,037,000
Average Per Farm Receiving Payments	\$1,760	\$4,174

See footnotes on reverse page.

Farms with Women Principal Operators



2007 CENSUS OF AGRICULTURE

Jackson County – Alabama Farms with Women Principal Operators

Selected Highlights

Item	Farms	Quantity
MARKET VALUE OF AGRICULTURAL PRODUCTS SOLD (\$1,000)		
Total value of agricultural products sold	169	6,852
Value of crops including nursery and greenhouse	36	160
Value of livestock, poultry, and their products	88	6,692
VALUE OF SALES BY COMMODITY GROUP (\$1,000)		
Grains, oilseeds, dry beans, and dry peas	3	(D)
Tobacco	-	-
Cotton and cottonseed	-	-
Vegetables, melons, potatoes and sweet potatoes	2	(D)
Fruits, tree nuts, and berries	1	(D)
Nursery, greenhouse, floriculture, and sod	1	(D)
Cut Christmas trees and short rotation woody crops	-	-
Other crops and hay	30	(D)
Poultry and eggs	20	(D)
Cattle and calves	47	689
Milk and other dairy products from cows	-	-
Hogs and pigs	5	(D)
Sheep, goats, and their products	14	12
Horses, ponies, mules, burros, and donkeys	17	39
Aquaculture	-	-
Other animals and other animal products	2	(D)
TOP CROP ITEMS (acres)		
Forage - land used for all hay and haylage, grass silage, and greenchop	53	1,833
Corn for grain	2	(D)
Vegetables harvested for sale	2	(D)
Floriculture crops, total	1	(D)
Beans, snap	1	(D)
TOP LIVESTOCK INVENTORY ITEMS (number)		
Broilers and other meat-type chickens	7	299,331
Layers	10	(D)
Cattle and calves	49	1,314
Goats, all	23	545
Horses and ponies	53	306

Operator Characteristics

Item	Quantity
Primary occupation:	
Farming	56
Other	113
Days worked off farm:	
None	59
Any	110
Years on present farm:	
2 years or less	13
3 to 4 years	20
5 to 9 years	37
10 years or more	99
Age group:	
Under 45 years	36
45 to 64 years	85
65 years and over	48
Average age of principal operator (years)	56.1

Economic Characteristics

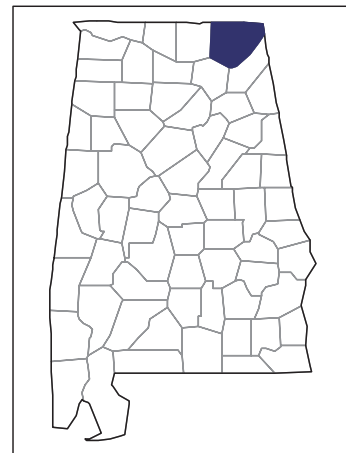
Item	Quantity
Farms by value of sales:	
Less than \$1,000	82
\$1,000 to \$2,499	24
\$2,500 to \$4,999	12
\$5,000 to \$9,999	13
\$10,000 to \$49,999	25
\$50,000 to \$99,999	3
\$100,000 to \$249,999	-
\$250,000 to \$499,999	7
\$500,000 or more	3
Total farm production expenses (\$1,000)	6,289
Average per farm (\$)	37,214
Net cash farm income of operation (\$1,000)	681
Average per farm (\$)	4,032
Value of agricultural products sold directly to individuals for human consumption (\$1,000)	5
Total organic product sales (\$1,000)	(D)
Total income from farm-related sources, gross before taxes and expenses (\$1,000)	15

See "Census of Agriculture, Volume 1, Geographic Area Series" for complete footnotes, explanations, definitions, and methodology.
(D) Cannot be disclosed. (Z) Less than half of the unit shown.

2007 CENSUS *OF* AGRICULTURE

Jackson County – Alabama

Farms with Spanish, Hispanic, or Latino Operators Compared with All Farms



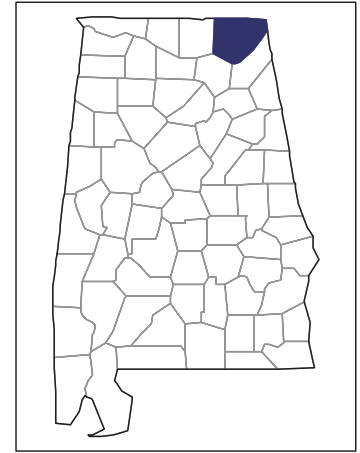
Data are not available at this geographic level for farms with Spanish, Hispanic, or Latino operators.



United States Department of Agriculture
National Agricultural Statistics Service

www.agcensus.usda.gov

2007 CENSUS OF AGRICULTURE



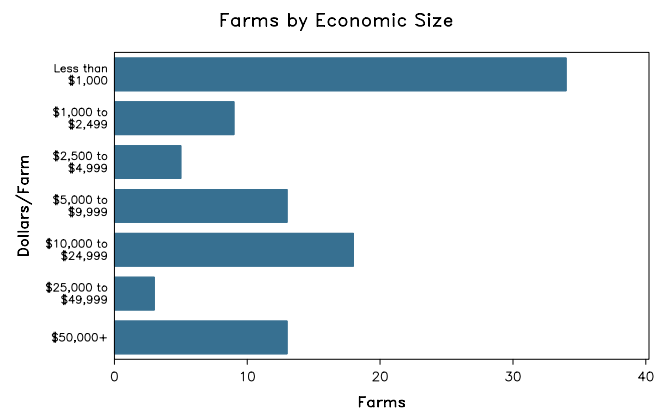
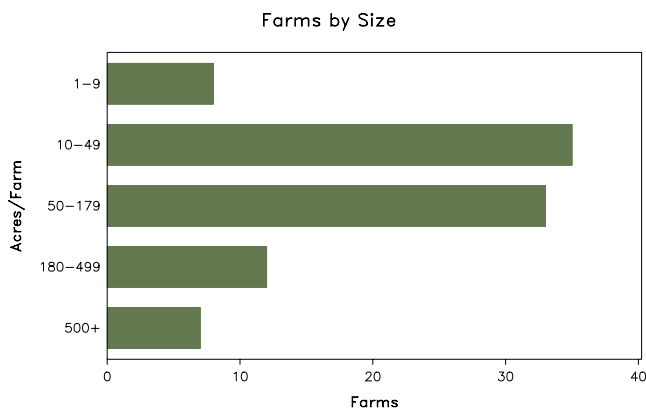
Jackson County – Alabama

Farms with American Indian or Alaska Native Operators Compared with All Farms

	American Indian or Alaska Native Operators ²	All Farms
Number of Farm Operators ¹	122	2,216
Number of Farms	95	1,523
Land in Farms	12,597 acres	242,850 acres
Average Size of Farm	133 acres	159 acres
Market Value of Products Sold	\$8,637,000	\$99,670,000
Crop Sales	\$186,000	\$14,167,000
Livestock Sales	\$8,451,000	\$85,502,000
Average Per Farm	\$90,918	\$65,443
Government Payments	\$76,000	\$2,037,000
Average Per Farm Receiving Payments	\$2,547	\$4,174

See footnotes on reverse page.

Farms with American Indian or Alaska Native Operators



2007 CENSUS OF AGRICULTURE

Jackson County – Alabama Farms with American Indian or Alaska Native Operators

Selected Highlights

Item	Farms	Quantity
MARKET VALUE OF AGRICULTURAL PRODUCTS SOLD (\$1,000)		
Total value of agricultural products sold	95	8,637
Value of crops including nursery and greenhouse	30	186
Value of livestock, poultry, and their products	75	8,451
VALUE OF SALES BY COMMODITY GROUP (\$1,000)		
Grains, oilseeds, dry beans, and dry peas	6	92
Tobacco	-	-
Cotton and cottonseed	-	-
Vegetables, melons, potatoes and sweet potatoes	3	(D)
Fruits, tree nuts, and berries	-	-
Nursery, greenhouse, floriculture, and sod	1	(D)
Cut Christmas trees and short rotation woody crops	-	-
Other crops and hay	20	56
Poultry and eggs	21	7,437
Cattle and calves	47	976
Milk and other dairy products from cows	-	-
Hogs and pigs	-	-
Sheep, goats, and their products	8	(D)
Horses, ponies, mules, burros, and donkeys	18	22
Aquaculture	-	-
Other animals and other animal products	1	(D)
TOP CROP ITEMS (acres)		
Forage - land used for all hay and haylage, grass silage, and greenchop	51	1,735
Corn for grain	6	1,045
Soybeans for beans	6	955
Vegetables harvested for sale	3	7
Tomatoes in the open	2	(D)
TOP LIVESTOCK INVENTORY ITEMS (number)		
Broilers and other meat-type chickens	5	514,000
Layers	11	(D)
Cattle and calves	52	1,532
Horses and ponies	40	240
Goats, all	12	148

Operator Characteristics

Item	Quantity
Primary occupation:	
Farming	33
Other	89
Days worked off farm:	
None	24
Any	98
Years on present farm:	
2 years or less	3
3 to 4 years	15
5 to 9 years	36
10 years or more	68
Age group:	
Under 45 years	39
45 to 64 years	74
65 years and over	9
Average age (years)	48.0

Economic Characteristics

Item	Quantity
Farms by value of sales:	
Less than \$1,000	37
\$1,000 to \$2,499	6
\$2,500 to \$4,999	6
\$5,000 to \$9,999	12
\$10,000 to \$49,999	21
\$50,000 to \$99,999	6
\$100,000 to \$249,999	-
\$250,000 to \$499,999	2
\$500,000 or more	5
Total farm production expenses (\$1,000)	7,336
Average per farm (\$)	77,218
Net cash farm income of operation (\$1,000)	1,427
Average per farm (\$)	15,025
Value of agricultural products sold directly to individuals for human consumption (\$1,000)	8
Total organic product sales (\$1,000)	-
Total income from farm-related sources, gross before taxes and expenses (\$1,000)	50

See "Census of Agriculture, Volume 1, Geographic Area Series" for complete footnotes, explanations, definitions, and methodology.

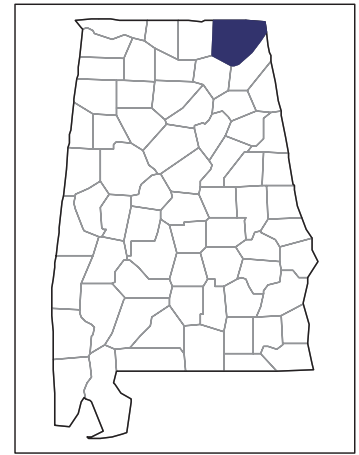
(D) Cannot be disclosed. (Z) Less than half of the unit shown.

¹ Data were collected for a maximum of three operators per farm. ² Operators reporting selected race alone or in combination with other races.

2007 CENSUS OF AGRICULTURE

Jackson County – Alabama

**Farms with Asian Operators
Compared with All Farms**



Data are not available at this geographic level for farms with Asian operators.



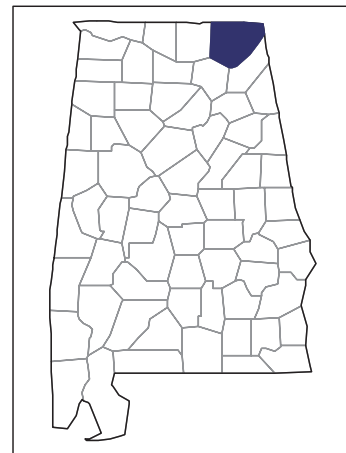
United States Department of Agriculture
National Agricultural Statistics Service

www.agcensus.usda.gov

2007 CENSUS *OF* AGRICULTURE

Jackson County – Alabama

Farms with Black or African American Operators Compared with All Farms



Data are not available at this geographic level for farms with Black or African American operators.



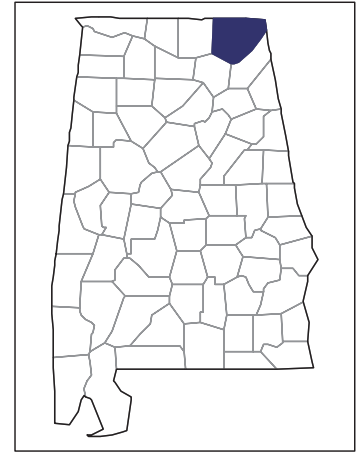
United States Department of Agriculture
National Agricultural Statistics Service

www.agcensus.usda.gov

2007 CENSUS *OF* AGRICULTURE

Jackson County – Alabama

Farms with Native Hawaiian or Other Pacific Islander Operators Compared with All Farms



Data are not available at this geographic level for farms with Native Hawaiian or Other Pacific Islander operators.



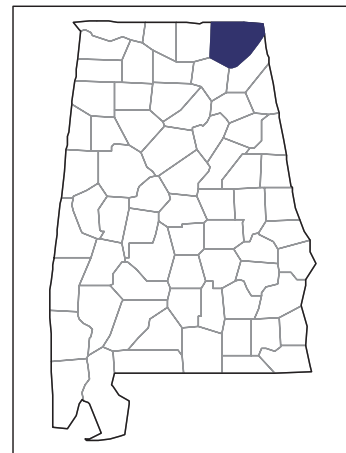
United States Department of Agriculture
National Agricultural Statistics Service

www.agcensus.usda.gov

2007 CENSUS *OF* AGRICULTURE

Jackson County – Alabama

**Farms with White Operators
Compared with All Farms**



Data are not available at this geographic level for farms with White operators.



United States Department of Agriculture
National Agricultural Statistics Service

www.agcensus.usda.gov

