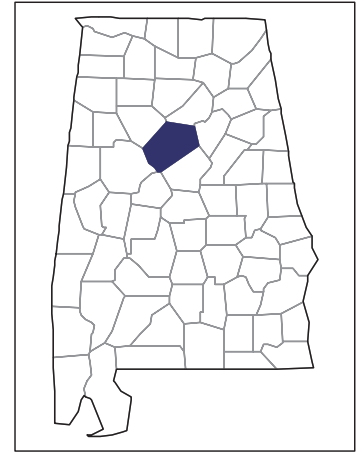


2007 CENSUS OF AGRICULTURE



Jefferson County – Alabama

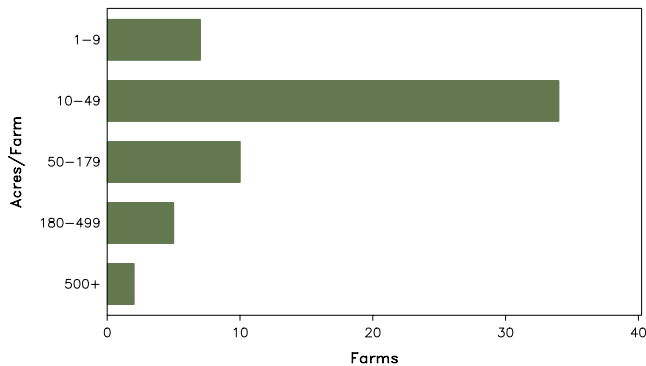
Farms with Women Principal Operators Compared with All Farms

	Women Principal Operators	All Farms
Number of Farms	58	470
Land in Farms	3,767 acres	40,455 acres
Average Size of Farm	65 acres	86 acres
Market Value of Products Sold	\$226,000	(D)
Crop Sales	(D)	\$2,600,000
Livestock Sales	(D)	(D)
Average Per Farm	\$3,898	(D)
Government Payments	(D)	\$74,000
Average Per Farm Receiving Payments	(D)	\$2,182

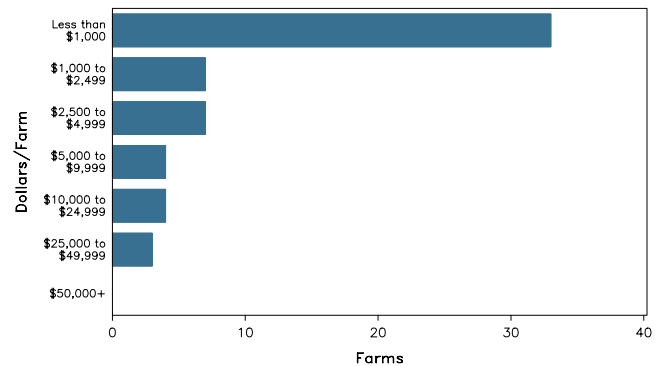
See footnotes on reverse page.

Farms with Women Principal Operators

Farms by Size



Farms by Economic Size



2007 CENSUS OF AGRICULTURE

Jefferson County – Alabama Farms with Women Principal Operators

Selected Highlights

Item	Farms	Quantity
MARKET VALUE OF AGRICULTURAL PRODUCTS SOLD (\$1,000)		
Total value of agricultural products sold	58	226
Value of crops including nursery and greenhouse	9	(D)
Value of livestock, poultry, and their products	19	(D)
VALUE OF SALES BY COMMODITY GROUP (\$1,000)		
Grains, oilseeds, dry beans, and dry peas	2	(D)
Tobacco	-	-
Cotton and cottonseed	-	-
Vegetables, melons, potatoes and sweet potatoes	-	-
Fruits, tree nuts, and berries	-	-
Nursery, greenhouse, floriculture, and sod	1	(D)
Cut Christmas trees and short rotation woody crops	-	-
Other crops and hay	6	81
Poultry and eggs	-	-
Cattle and calves	6	(D)
Milk and other dairy products from cows	-	-
Hogs and pigs	-	-
Sheep, goats, and their products	-	-
Horses, ponies, mules, burros, and donkeys	13	(D)
Aquaculture	-	-
Other animals and other animal products	-	-
TOP CROP ITEMS (acres)		
Forage - land used for all hay and haylage, grass silage, and greenchop	13	690
Corn for grain	2	(D)
TOP LIVESTOCK INVENTORY ITEMS (number)		
Horses and ponies	40	291
Cattle and calves	11	206
Goats, all	9	85
Mules, burros, and donkeys	17	45
Layers	5	27

Operator Characteristics

Item	Quantity
Primary occupation:	
Farming	22
Other	36
Days worked off farm:	
None	24
Any	34
Years on present farm:	
2 years or less	3
3 to 4 years	10
5 to 9 years	15
10 years or more	30
Age group:	
Under 45 years	19
45 to 64 years	31
65 years and over	8
Average age of principal operator (years)	51.8

Economic Characteristics

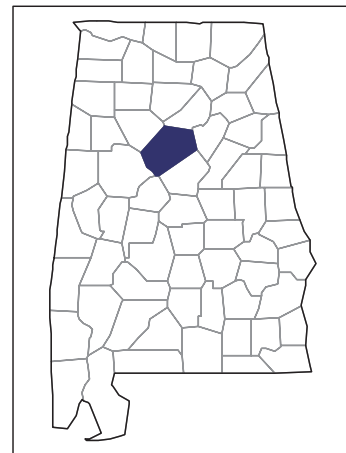
Item	Quantity
Farms by value of sales:	
Less than \$1,000	34
\$1,000 to \$2,499	6
\$2,500 to \$4,999	7
\$5,000 to \$9,999	5
\$10,000 to \$49,999	6
\$50,000 to \$99,999	-
\$100,000 to \$249,999	-
\$250,000 to \$499,999	-
\$500,000 or more	-
Total farm production expenses (\$1,000)	641
Average per farm (\$)	11,060
Net cash farm income of operation (\$1,000)	-401
Average per farm (\$)	-6,917
Value of agricultural products sold directly to individuals for human consumption (\$1,000)	-
Total organic product sales (\$1,000)	-
Total income from farm-related sources, gross before taxes and expenses (\$1,000)	(D)

See "Census of Agriculture, Volume 1, Geographic Area Series" for complete footnotes, explanations, definitions, and methodology.
(D) Cannot be disclosed. (Z) Less than half of the unit shown.

2007 CENSUS *OF* AGRICULTURE

Jefferson County – Alabama

Farms with Spanish, Hispanic, or Latino Operators Compared with All Farms



Data are not available at this geographic level for farms with Spanish, Hispanic, or Latino operators.



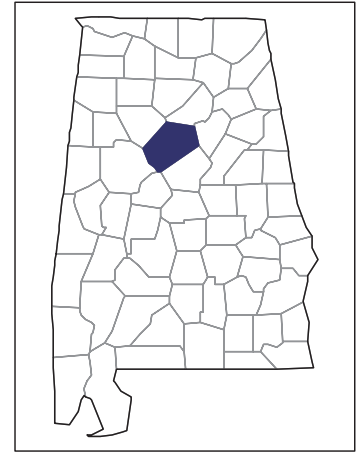
United States Department of Agriculture
National Agricultural Statistics Service

www.agcensus.usda.gov

2007 CENSUS OF AGRICULTURE

Jefferson County – Alabama

Farms with American Indian or Alaska Native Operators Compared with All Farms



Data are not available at this geographic level for farms with American Indian or Alaska Native operators.



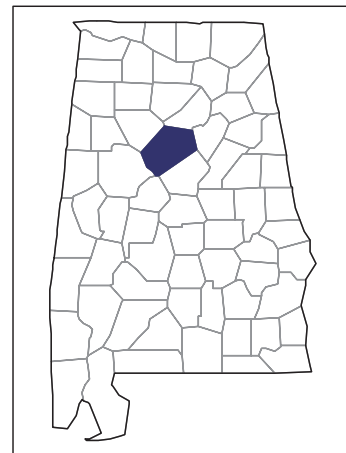
United States Department of Agriculture
National Agricultural Statistics Service

www.agcensus.usda.gov

2007 CENSUS *OF* AGRICULTURE

Jefferson County – Alabama

**Farms with Asian Operators
Compared with All Farms**



Data are not available at this geographic level for farms with Asian operators.



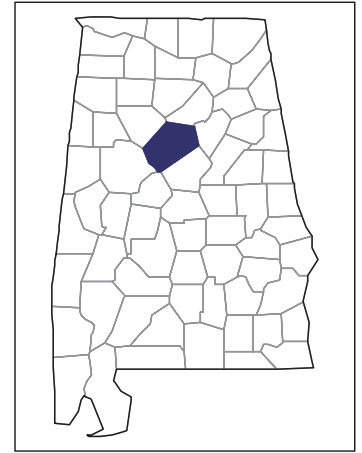
United States Department of Agriculture
National Agricultural Statistics Service

www.agcensus.usda.gov

2007 CENSUS OF AGRICULTURE

Jefferson County – Alabama

Farms with Black or African American Operators Compared with All Farms



Data are not available at this geographic level for farms with Black or African American operators.



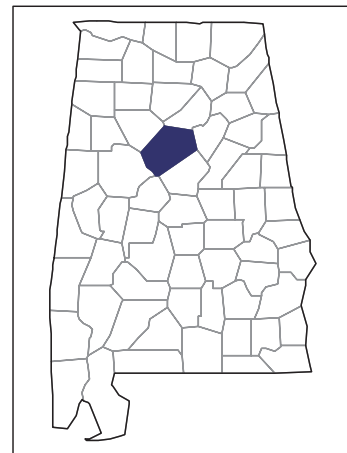
United States Department of Agriculture
National Agricultural Statistics Service

www.agcensus.usda.gov

2007 CENSUS *OF* AGRICULTURE

Jefferson County – Alabama

Farms with Native Hawaiian or Other Pacific Islander Operators Compared with All Farms



Data are not available at this geographic level for farms with Native Hawaiian or Other Pacific Islander operators.



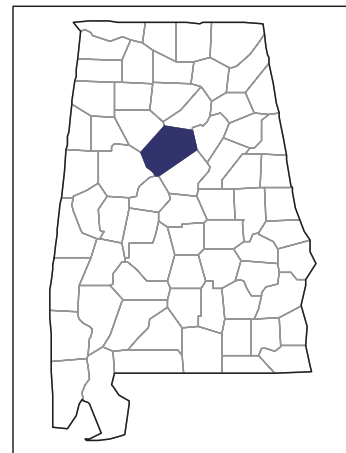
United States Department of Agriculture
National Agricultural Statistics Service

www.agcensus.usda.gov

2007 CENSUS *OF* AGRICULTURE

Jefferson County – Alabama

Farms with White Operators Compared with All Farms



Data are not available at this geographic level for farms with White operators.



United States Department of Agriculture
National Agricultural Statistics Service

www.agcensus.usda.gov

