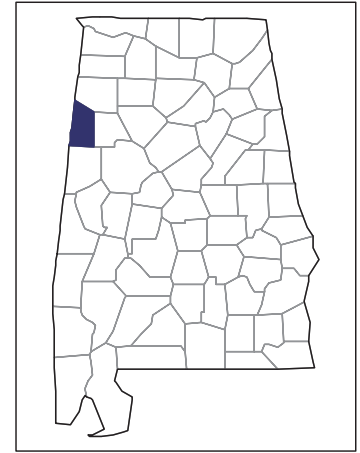


2007 CENSUS OF AGRICULTURE



Lamar County – Alabama

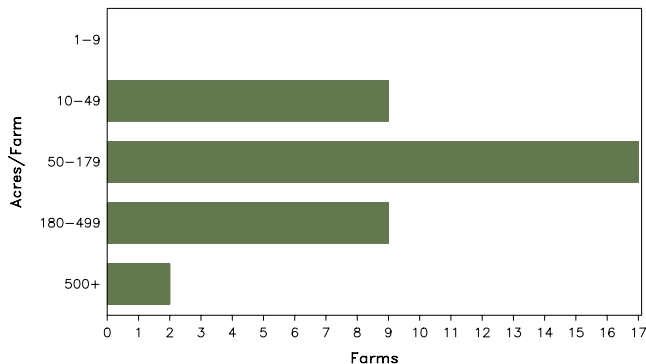
Farms with Women Principal Operators Compared with All Farms

	Women Principal Operators	All Farms
Number of Farms	37	422
Land in Farms	6,067 acres	84,645 acres
Average Size of Farm	164 acres	201 acres
Market Value of Products Sold	\$137,000	(D)
Crop Sales	(D)	(D)
Livestock Sales	(D)	\$5,125,000
Average Per Farm	\$3,716	(D)
Government Payments	\$56,000	\$416,000
Average Per Farm Receiving Payments	\$2,092	\$2,889

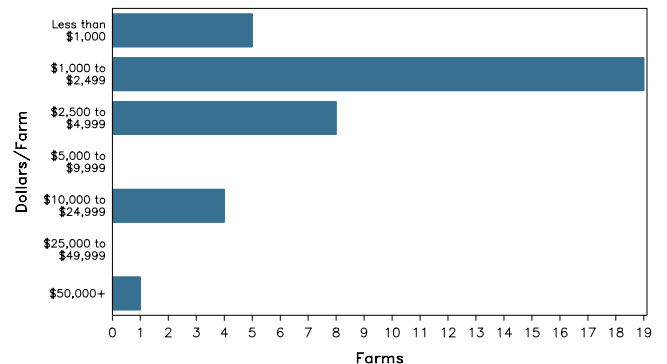
See footnotes on reverse page.

Farms with Women Principal Operators

Farms by Size



Farms by Economic Size



2007 CENSUS OF AGRICULTURE

Lamar County – Alabama Farms with Women Principal Operators

Selected Highlights

Item	Farms	Quantity
MARKET VALUE OF AGRICULTURAL PRODUCTS SOLD (\$1,000)		
Total value of agricultural products sold	37	137
Value of crops including nursery and greenhouse	7	(D)
Value of livestock, poultry, and their products	9	(D)
VALUE OF SALES BY COMMODITY GROUP (\$1,000)		
Grains, oilseeds, dry beans, and dry peas	-	-
Tobacco	-	-
Cotton and cottonseed	-	-
Vegetables, melons, potatoes and sweet potatoes	-	-
Fruits, tree nuts, and berries	-	-
Nursery, greenhouse, floriculture, and sod	3	(D)
Cut Christmas trees and short rotation woody crops	-	-
Other crops and hay	4	(D)
Poultry and eggs	1	(D)
Cattle and calves	8	82
Milk and other dairy products from cows	-	-
Hogs and pigs	-	-
Sheep, goats, and their products	-	-
Horses, ponies, mules, burros, and donkeys	-	-
Aquaculture	-	-
Other animals and other animal products	-	-
TOP CROP ITEMS (acres)		
Forage - land used for all hay and haylage, grass silage, and greenchop	9	533
Floriculture crops, total	2	(D)
TOP LIVESTOCK INVENTORY ITEMS (number)		
Cattle and calves	5	227
Layers	1	(D)
Mules, burros, and donkeys	1	(D)

Operator Characteristics

Item	Quantity
Primary occupation:	
Farming	7
Other	30
Days worked off farm:	
None	23
Any	14
Years on present farm:	
2 years or less	1
3 to 4 years	-
5 to 9 years	4
10 years or more	32
Age group:	
Under 45 years	1
45 to 64 years	12
65 years and over	24
Average age of principal operator (years)	67.2

Economic Characteristics

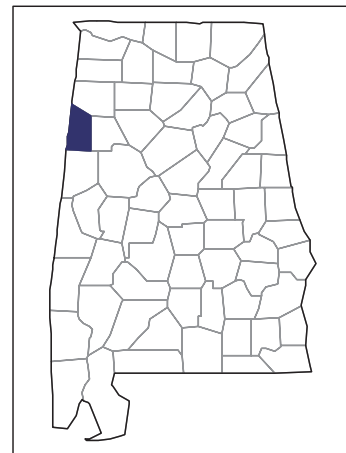
Item	Quantity
Farms by value of sales:	
Less than \$1,000	23
\$1,000 to \$2,499	5
\$2,500 to \$4,999	4
\$5,000 to \$9,999	-
\$10,000 to \$49,999	4
\$50,000 to \$99,999	1
\$100,000 to \$249,999	-
\$250,000 to \$499,999	-
\$500,000 or more	-
Total farm production expenses (\$1,000)	261
Average per farm (\$)	7,052
Net cash farm income of operation (\$1,000)	82
Average per farm (\$)	2,230
Value of agricultural products sold directly to individuals for human consumption (\$1,000)	-
Total organic product sales (\$1,000)	-
Total income from farm-related sources, gross before taxes and expenses (\$1,000)	149

See "Census of Agriculture, Volume 1, Geographic Area Series" for complete footnotes, explanations, definitions, and methodology.
(D) Cannot be disclosed. (Z) Less than half of the unit shown.

2007 CENSUS *OF* **AGRICULTURE**

Lamar County – Alabama

Farms with Spanish, Hispanic, or Latino Operators Compared with All Farms



Data are not available at this geographic level for farms with Spanish, Hispanic, or Latino operators.



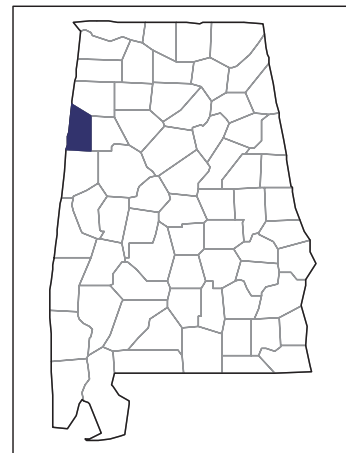
United States Department of Agriculture
National Agricultural Statistics Service

www.agcensus.usda.gov

2007 CENSUS OF AGRICULTURE

Lamar County – Alabama

Farms with American Indian or Alaska Native Operators Compared with All Farms



Data are not available at this geographic level for farms with American Indian or Alaska Native operators.



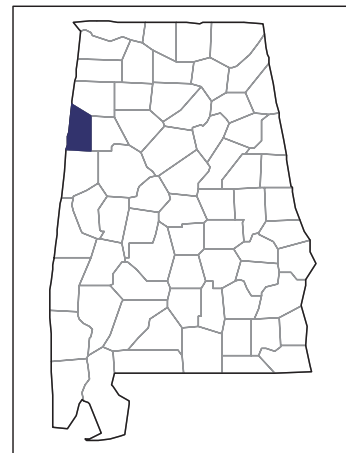
United States Department of Agriculture
National Agricultural Statistics Service

www.agcensus.usda.gov

2007 CENSUS OF AGRICULTURE

Lamar County – Alabama

Farms with Asian Operators
Compared with All Farms



Data are not available at this geographic level for farms with Asian operators.



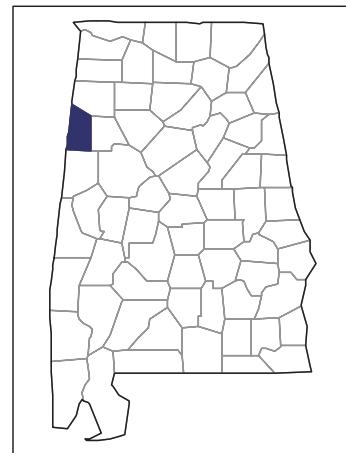
United States Department of Agriculture
National Agricultural Statistics Service

www.agcensus.usda.gov

2007 CENSUS *OF* **AGRICULTURE**

Lamar County – Alabama

Farms with Black or African American Operators Compared with All Farms



Data are not available at this geographic level for farms with Black or African American operators.



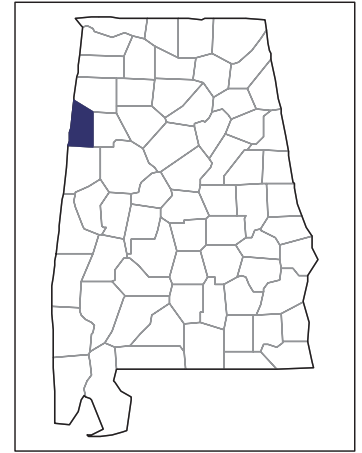
United States Department of Agriculture
National Agricultural Statistics Service

www.agcensus.usda.gov

2007 CENSUS *OF* AGRICULTURE

Lamar County – Alabama

Farms with Native Hawaiian or Other Pacific Islander Operators Compared with All Farms



Data are not available at this geographic level for farms with Native Hawaiian or Other Pacific Islander operators.



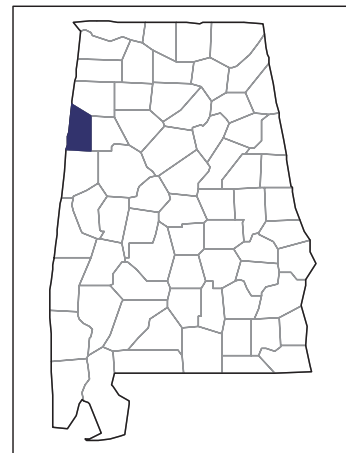
United States Department of Agriculture
National Agricultural Statistics Service

www.agcensus.usda.gov

2007 CENSUS *OF* AGRICULTURE

Lamar County – Alabama

Farms with White Operators
Compared with All Farms



Data are not available at this geographic level for farms with White operators.



United States Department of Agriculture
National Agricultural Statistics Service

www.agcensus.usda.gov

