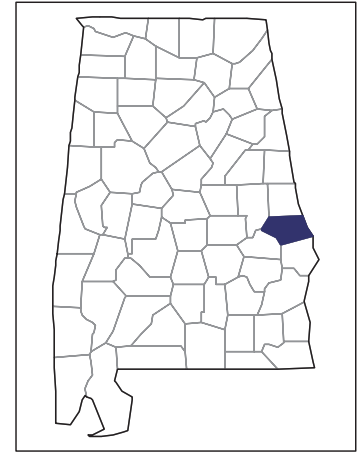


2007 CENSUS OF AGRICULTURE



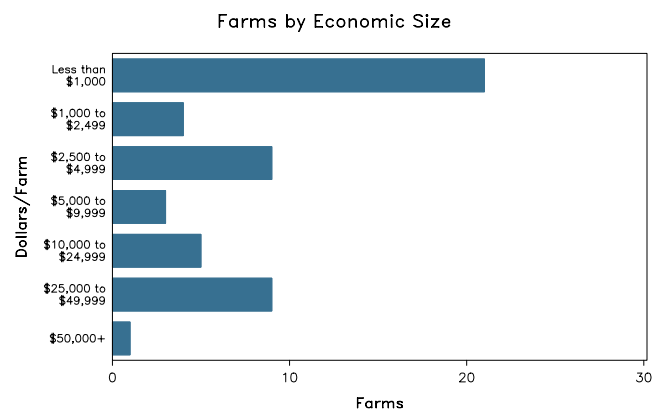
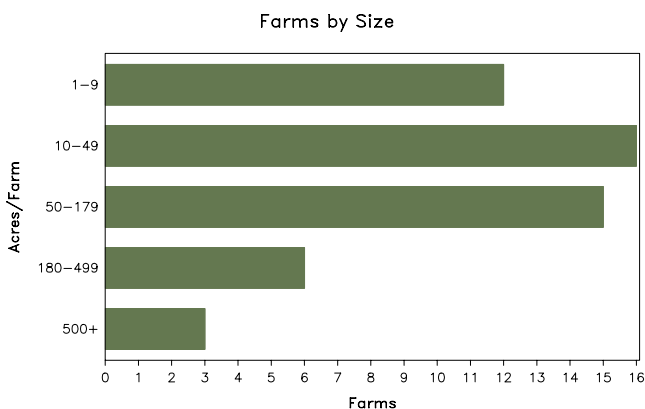
Lee County – Alabama

Farms with Women Principal Operators Compared with All Farms

	Women Principal Operators	All Farms
Number of Farms	52	356
Land in Farms	6,339 acres	63,188 acres
Average Size of Farm	122 acres	177 acres
Market Value of Products Sold	(D)	(D)
Crop Sales	(D)	(D)
Livestock Sales	\$410,000	(D)
Average Per Farm	(D)	(D)
Government Payments	\$17,000	\$497,000
Average Per Farm Receiving Payments	\$4,344	\$8,571

See footnotes on reverse page.

Farms with Women Principal Operators



2007 CENSUS OF AGRICULTURE

Lee County – Alabama Farms with Women Principal Operators

Selected Highlights

Item	Farms	Quantity
MARKET VALUE OF AGRICULTURAL PRODUCTS SOLD (\$1,000)		
Total value of agricultural products sold	52	(D)
Value of crops including nursery and greenhouse	8	(D)
Value of livestock, poultry, and their products	27	410
VALUE OF SALES BY COMMODITY GROUP (\$1,000)		
Grains, oilseeds, dry beans, and dry peas	-	-
Tobacco	-	-
Cotton and cottonseed	-	-
Vegetables, melons, potatoes and sweet potatoes	1	(D)
Fruits, tree nuts, and berries	-	-
Nursery, greenhouse, floriculture, and sod	3	(D)
Cut Christmas trees and short rotation woody crops	-	-
Other crops and hay	5	35
Poultry and eggs	2	(D)
Cattle and calves	13	124
Milk and other dairy products from cows	-	-
Hogs and pigs	-	-
Sheep, goats, and their products	4	(D)
Horses, ponies, mules, burros, and donkeys	16	284
Aquaculture	-	-
Other animals and other animal products	-	-
TOP CROP ITEMS (acres)		
Forage - land used for all hay and haylage, grass silage, and greenchop	6	396
Nursery stock	1	(D)
Pecans, all	1	(D)
Vegetables harvested for sale	1	(D)
Sweet corn	1	(D)
TOP LIVESTOCK INVENTORY ITEMS (number)		
Cattle and calves	21	443
Horses and ponies	36	282
Goats, all	11	90
Layers	2	(D)
Deer	2	(D)

Operator Characteristics

Item	Quantity
Primary occupation:	
Farming	32
Other	20
Days worked off farm:	
None	17
Any	35
Years on present farm:	
2 years or less	8
3 to 4 years	3
5 to 9 years	20
10 years or more	21
Age group:	
Under 45 years	16
45 to 64 years	19
65 years and over	17
Average age of principal operator (years)	55.3

Economic Characteristics

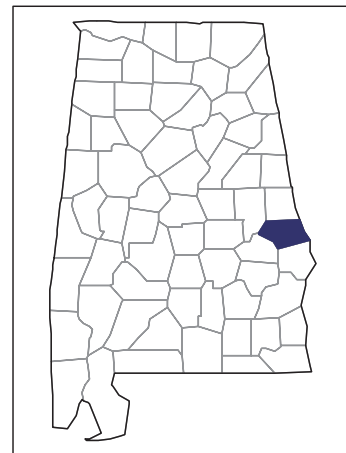
Item	Quantity
Farms by value of sales:	
Less than \$1,000	22
\$1,000 to \$2,499	5
\$2,500 to \$4,999	8
\$5,000 to \$9,999	2
\$10,000 to \$49,999	14
\$50,000 to \$99,999	-
\$100,000 to \$249,999	1
\$250,000 to \$499,999	-
\$500,000 or more	-
Total farm production expenses (\$1,000)	1,190
Average per farm (\$)	22,886
Net cash farm income of operation (\$1,000)	-449
Average per farm (\$)	-8,630
Value of agricultural products sold directly to individuals for human consumption (\$1,000)	(D)
Total organic product sales (\$1,000)	-
Total income from farm-related sources, gross before taxes and expenses (\$1,000)	62

See "Census of Agriculture, Volume 1, Geographic Area Series" for complete footnotes, explanations, definitions, and methodology.
(D) Cannot be disclosed. (Z) Less than half of the unit shown.

2007 CENSUS *OF* **AGRICULTURE**

Lee County – Alabama

Farms with Spanish, Hispanic, or Latino Operators Compared with All Farms



Data are not available at this geographic level for farms with Spanish, Hispanic, or Latino operators.



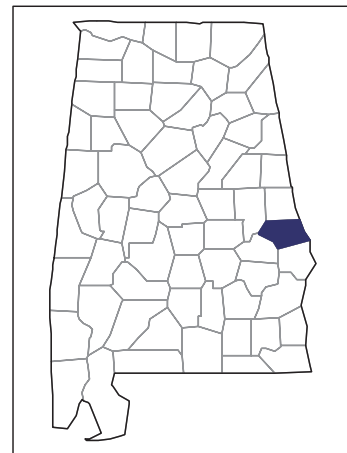
United States Department of Agriculture
National Agricultural Statistics Service

www.agcensus.usda.gov

2007 CENSUS *OF* AGRICULTURE

Lee County – Alabama

Farms with American Indian or Alaska Native Operators Compared with All Farms



Data are not available at this geographic level for farms with American Indian or Alaska Native operators.



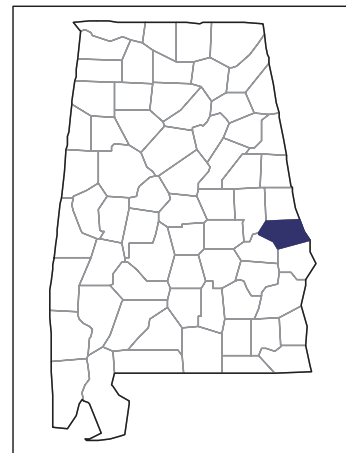
United States Department of Agriculture
National Agricultural Statistics Service

www.agcensus.usda.gov

2007 CENSUS *OF* AGRICULTURE

Lee County – Alabama

**Farms with Asian Operators
Compared with All Farms**



Data are not available at this geographic level for farms with Asian operators.



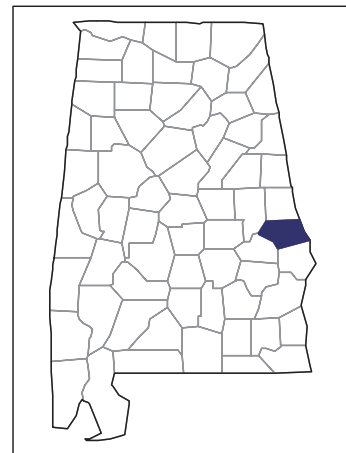
United States Department of Agriculture
National Agricultural Statistics Service

www.agcensus.usda.gov

2007 CENSUS *OF* **AGRICULTURE**

Lee County – Alabama

**Farms with Black or African American
Operators Compared with All Farms**



Data are not available at this geographic level for farms with Black or African American operators.



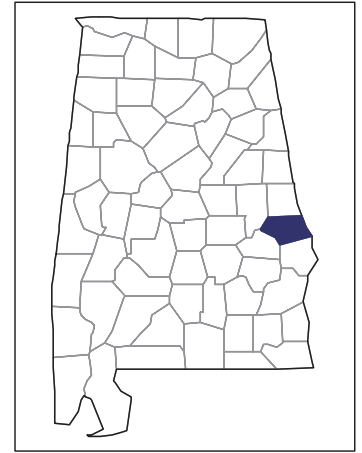
United States Department of Agriculture
National Agricultural Statistics Service

www.agcensus.usda.gov

2007 CENSUS OF AGRICULTURE

Lee County – Alabama

Farms with Native Hawaiian or Other Pacific Islander Operators Compared with All Farms



Data are not available at this geographic level for farms with Native Hawaiian or Other Pacific Islander operators.



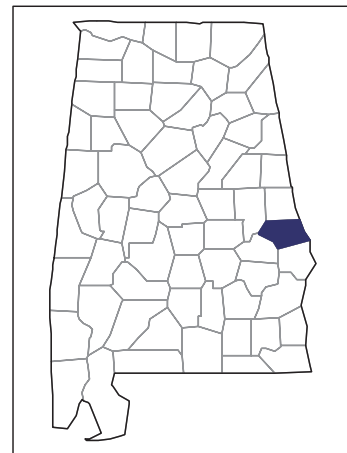
United States Department of Agriculture
National Agricultural Statistics Service

www.agcensus.usda.gov

2007 CENSUS *OF* **AGRICULTURE**

Lee County – Alabama

**Farms with White Operators
Compared with All Farms**



Data are not available at this geographic level for farms with White operators.



United States Department of Agriculture
National Agricultural Statistics Service

www.agcensus.usda.gov

