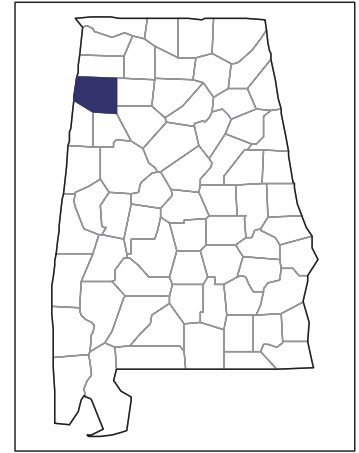


# 2007 CENSUS OF AGRICULTURE



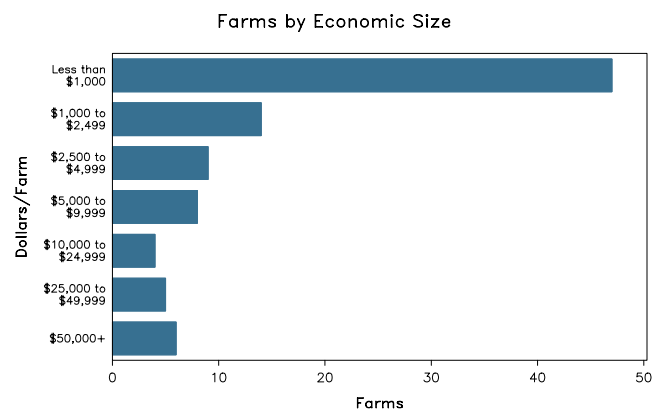
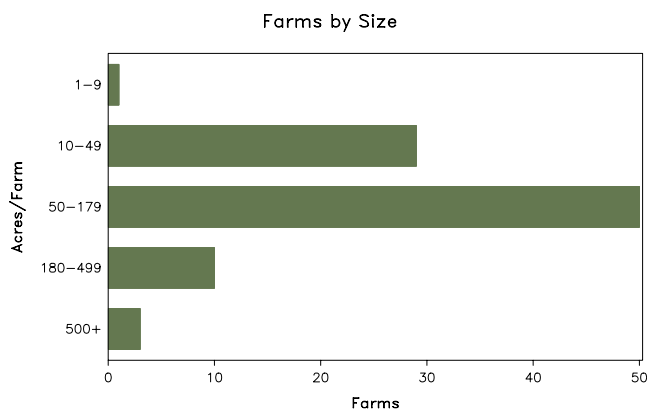
## Marion County – Alabama

### Farms with Women Principal Operators Compared with All Farms

	Women Principal Operators	All Farms
<b>Number of Farms</b>	93	787
<b>Land in Farms</b>	10,283 acres	117,206 acres
<b>Average Size of Farm</b>	111 acres	149 acres
<b>Market Value of Products Sold</b>	\$3,872,000	\$70,237,000
Crop Sales	\$89,000	\$3,386,000
Livestock Sales	\$3,783,000	\$66,850,000
Average Per Farm	\$41,636	\$89,246
<b>Government Payments</b>	\$59,000	\$694,000
Average Per Farm Receiving Payments	\$1,908	\$2,765

See footnotes on reverse page.

### Farms with Women Principal Operators



# 2007 CENSUS OF AGRICULTURE

## Marion County – Alabama Farms with Women Principal Operators

### Selected Highlights

Item	Farms	Quantity
<b>MARKET VALUE OF AGRICULTURAL PRODUCTS SOLD (\$1,000)</b>		
Total value of agricultural products sold	93	3,872
Value of crops including nursery and greenhouse	19	89
Value of livestock, poultry, and their products	37	3,783
<b>VALUE OF SALES BY COMMODITY GROUP (\$1,000)</b>		
Grains, oilseeds, dry beans, and dry peas	1	(D)
Tobacco	-	-
Cotton and cottonseed	-	-
Vegetables, melons, potatoes and sweet potatoes	2	(D)
Fruits, tree nuts, and berries	1	(D)
Nursery, greenhouse, floriculture, and sod	-	-
Cut Christmas trees and short rotation woody crops	-	-
Other crops and hay	16	(D)
Poultry and eggs	8	3,495
Cattle and calves	22	(D)
Milk and other dairy products from cows	-	-
Hogs and pigs	-	-
Sheep, goats, and their products	2	(D)
Horses, ponies, mules, burros, and donkeys	10	19
Aquaculture	-	-
Other animals and other animal products	2	(D)
<b>TOP CROP ITEMS (acres)</b>		
Forage - land used for all hay and haylage, grass silage, and greenchop	21	569
Vegetables harvested for sale	2	(D)
Corn for grain	1	(D)
Pecans, all	1	(D)
Watermelons	1	(D)
<b>TOP LIVESTOCK INVENTORY ITEMS (number)</b>		
Broilers and other meat-type chickens	3	180,593
Layers	7	(D)
Cattle and calves	22	440
Horses and ponies	21	124
Goats, all	3	93

### Operator Characteristics

Item	Quantity
Primary occupation:	
Farming	32
Other	61
Days worked off farm:	
None	50
Any	43
Years on present farm:	
2 years or less	-
3 to 4 years	8
5 to 9 years	16
10 years or more	69
Age group:	
Under 45 years	22
45 to 64 years	37
65 years and over	34
Average age of principal operator (years)	56.9

### Economic Characteristics

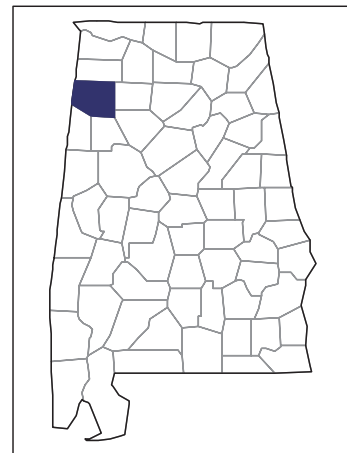
Item	Quantity
Farms by value of sales:	
Less than \$1,000	58
\$1,000 to \$2,499	9
\$2,500 to \$4,999	7
\$5,000 to \$9,999	4
\$10,000 to \$49,999	9
\$50,000 to \$99,999	-
\$100,000 to \$249,999	1
\$250,000 to \$499,999	3
\$500,000 or more	2
Total farm production expenses (\$1,000)	3,095
Average per farm (\$)	33,277
Net cash farm income of operation (\$1,000)	922
Average per farm (\$)	9,916
Value of agricultural products sold directly to individuals for human consumption (\$1,000)	(D)
Total organic product sales (\$1,000)	-
Total income from farm-related sources, gross before taxes and expenses (\$1,000)	86

See "Census of Agriculture, Volume 1, Geographic Area Series" for complete footnotes, explanations, definitions, and methodology.  
(D) Cannot be disclosed. (Z) Less than half of the unit shown.

# 2007 CENSUS OF AGRICULTURE

## Marion County – Alabama

### Farms with Spanish, Hispanic, or Latino Operators Compared with All Farms



Data are not available at this geographic level for farms with Spanish, Hispanic, or Latino operators.



United States Department of Agriculture  
National Agricultural Statistics Service

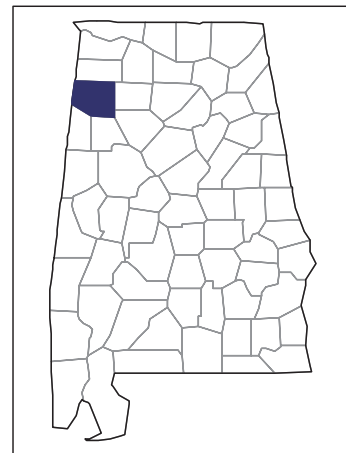
[www.agcensus.usda.gov](http://www.agcensus.usda.gov)



# 2007 CENSUS OF AGRICULTURE

## Marion County – Alabama

### Farms with American Indian or Alaska Native Operators Compared with All Farms



Data are not available at this geographic level for farms with American Indian or Alaska Native operators.



United States Department of Agriculture  
National Agricultural Statistics Service

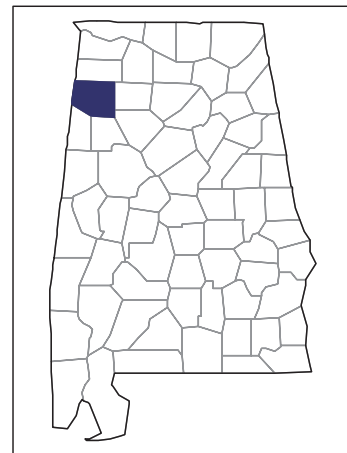
[www.agcensus.usda.gov](http://www.agcensus.usda.gov)



# 2007 CENSUS OF AGRICULTURE

**Marion County – Alabama**

**Farms with Asian Operators  
Compared with All Farms**



**Data are not available at this geographic level for farms with Asian operators.**



United States Department of Agriculture  
National Agricultural Statistics Service

[www.agcensus.usda.gov](http://www.agcensus.usda.gov)

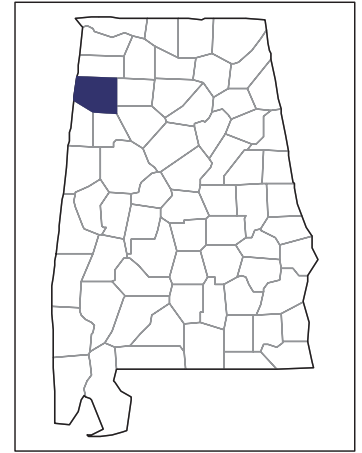




# 2007 CENSUS OF AGRICULTURE

## Marion County – Alabama

### Farms with Black or African American Operators Compared with All Farms



Data are not available at this geographic level for farms with Black or African American operators.



United States Department of Agriculture  
National Agricultural Statistics Service

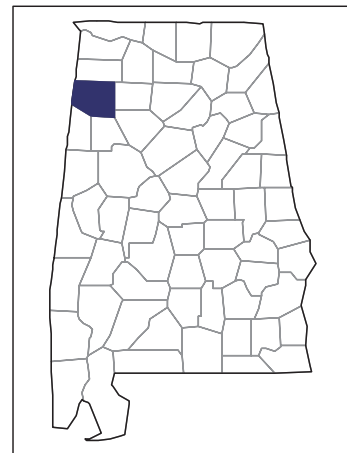
[www.agcensus.usda.gov](http://www.agcensus.usda.gov)



# 2007 CENSUS OF AGRICULTURE

## Marion County – Alabama

### Farms with Native Hawaiian or Other Pacific Islander Operators Compared with All Farms



Data are not available at this geographic level for farms with Native Hawaiian or Other Pacific Islander operators.



United States Department of Agriculture  
National Agricultural Statistics Service

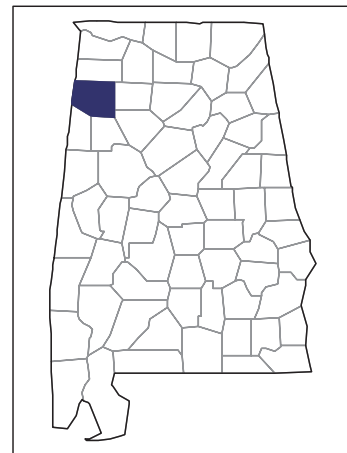
[www.agcensus.usda.gov](http://www.agcensus.usda.gov)



# 2007 CENSUS OF AGRICULTURE

## Marion County – Alabama

### Farms with White Operators Compared with All Farms



Data are not available at this geographic level for farms with White operators.



United States Department of Agriculture  
National Agricultural Statistics Service

[www.agcensus.usda.gov](http://www.agcensus.usda.gov)

