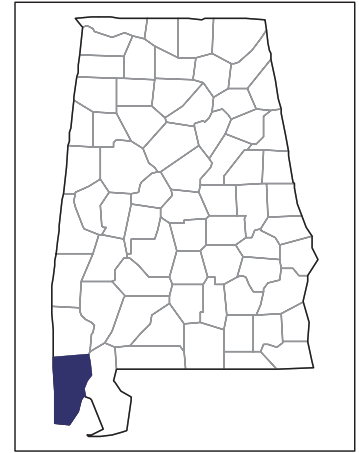


2007 CENSUS OF AGRICULTURE



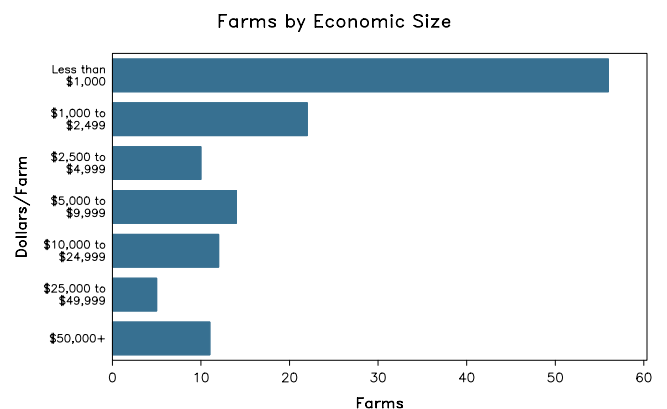
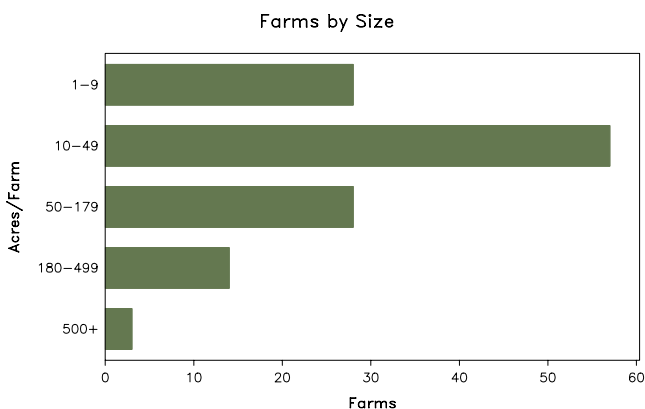
Mobile County – Alabama

Farms with Women Principal Operators Compared with All Farms

	Women Principal Operators	All Farms
Number of Farms	130	876
Land in Farms	10,363 acres	113,653 acres
Average Size of Farm	80 acres	130 acres
Market Value of Products Sold	\$3,126,000	\$83,173,000
Crop Sales	\$2,948,000	\$74,943,000
Livestock Sales	\$179,000	\$8,230,000
Average Per Farm	\$24,047	\$94,946
Government Payments	\$107,000	\$2,538,000
Average Per Farm Receiving Payments	\$5,343	\$22,457

See footnotes on reverse page.

Farms with Women Principal Operators



2007 CENSUS OF AGRICULTURE

Mobile County – Alabama Farms with Women Principal Operators

Selected Highlights

Item	Farms	Quantity
MARKET VALUE OF AGRICULTURAL PRODUCTS SOLD (\$1,000)		
Total value of agricultural products sold	130	3,126
Value of crops including nursery and greenhouse	41	2,948
Value of livestock, poultry, and their products	36	179
VALUE OF SALES BY COMMODITY GROUP (\$1,000)		
Grains, oilseeds, dry beans, and dry peas	-	-
Tobacco	-	-
Cotton and cottonseed	-	-
Vegetables, melons, potatoes and sweet potatoes	5	(D)
Fruits, tree nuts, and berries	14	212
Nursery, greenhouse, floriculture, and sod	17	2,674
Cut Christmas trees and short rotation woody crops	-	-
Other crops and hay	8	(D)
Poultry and eggs	11	4
Cattle and calves	19	105
Milk and other dairy products from cows	-	-
Hogs and pigs	1	(D)
Sheep, goats, and their products	5	34
Horses, ponies, mules, burros, and donkeys	8	33
Aquaculture	2	(D)
Other animals and other animal products	2	(D)
TOP CROP ITEMS (acres)		
Forage - land used for all hay and haylage, grass silage, and greenchop	21	413
Pecans, all	16	200
Nursery stock	7	73
Vegetables harvested for sale	5	15
Sweet corn	2	(D)
TOP LIVESTOCK INVENTORY ITEMS (number)		
Cattle and calves	22	598
Horses and ponies	53	487
Layers	11	267
Goats, all	17	157
Ducks	3	84

Operator Characteristics

Item	Quantity
Primary occupation:	
Farming	55
Other	75
Days worked off farm:	
None	65
Any	65
Years on present farm:	
2 years or less	5
3 to 4 years	13
5 to 9 years	40
10 years or more	72
Age group:	
Under 45 years	19
45 to 64 years	72
65 years and over	39
Average age of principal operator (years)	58.7

Economic Characteristics

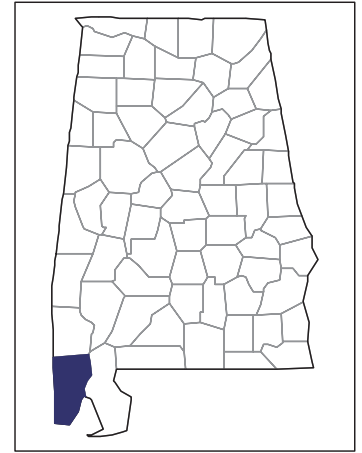
Item	Quantity
Farms by value of sales:	
Less than \$1,000	69
\$1,000 to \$2,499	15
\$2,500 to \$4,999	8
\$5,000 to \$9,999	10
\$10,000 to \$49,999	17
\$50,000 to \$99,999	3
\$100,000 to \$249,999	4
\$250,000 to \$499,999	2
\$500,000 or more	2
Total farm production expenses (\$1,000)	2,896
Average per farm (\$)	22,276
Net cash farm income of operation (\$1,000)	612
Average per farm (\$)	4,706
Value of agricultural products sold directly to individuals for human consumption (\$1,000)	3
Total organic product sales (\$1,000)	-
Total income from farm-related sources, gross before taxes and expenses (\$1,000)	275

See "Census of Agriculture, Volume 1, Geographic Area Series" for complete footnotes, explanations, definitions, and methodology.
(D) Cannot be disclosed. (Z) Less than half of the unit shown.

2007 CENSUS *OF* **AGRICULTURE**

Mobile County – Alabama

Farms with Spanish, Hispanic, or Latino Operators Compared with All Farms



Data are not available at this geographic level for farms with Spanish, Hispanic, or Latino operators.



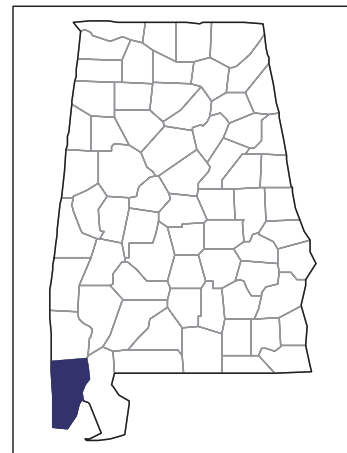
United States Department of Agriculture
National Agricultural Statistics Service

www.agcensus.usda.gov

2007 CENSUS *OF* AGRICULTURE

Mobile County – Alabama

Farms with American Indian or Alaska Native Operators Compared with All Farms



Data are not available at this geographic level for farms with American Indian or Alaska Native operators.



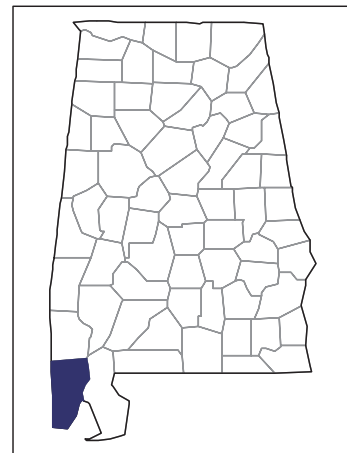
United States Department of Agriculture
National Agricultural Statistics Service

www.agcensus.usda.gov

2007 CENSUS *OF* AGRICULTURE

Mobile County – Alabama

**Farms with Asian Operators
Compared with All Farms**



Data are not available at this geographic level for farms with Asian operators.



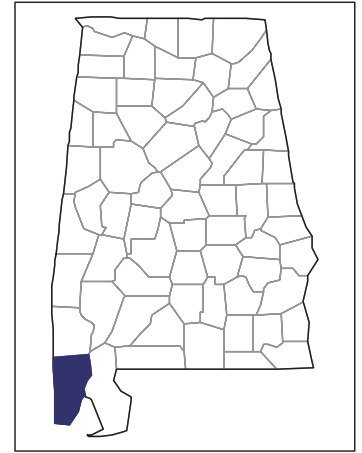
United States Department of Agriculture
National Agricultural Statistics Service

www.agcensus.usda.gov

2007 CENSUS *OF* AGRICULTURE

Mobile County – Alabama

Farms with Black or African American Operators Compared with All Farms



Data are not available at this geographic level for farms with Black or African American operators.



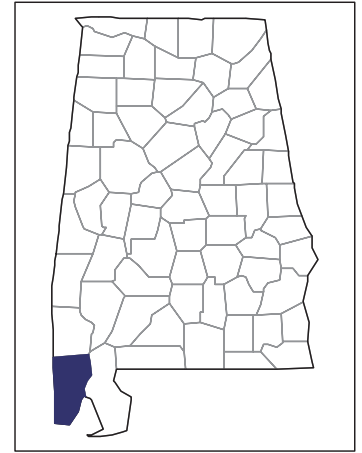
United States Department of Agriculture
National Agricultural Statistics Service

www.agcensus.usda.gov

2007 CENSUS *OF* AGRICULTURE

Mobile County – Alabama

Farms with Native Hawaiian or Other Pacific Islander Operators Compared with All Farms



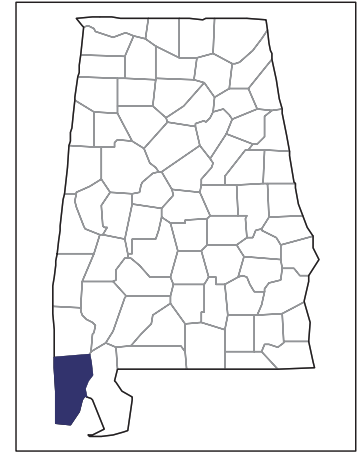
Data are not available at this geographic level for farms with Native Hawaiian or Other Pacific Islander operators.



United States Department of Agriculture
National Agricultural Statistics Service

www.agcensus.usda.gov

2007 CENSUS OF AGRICULTURE



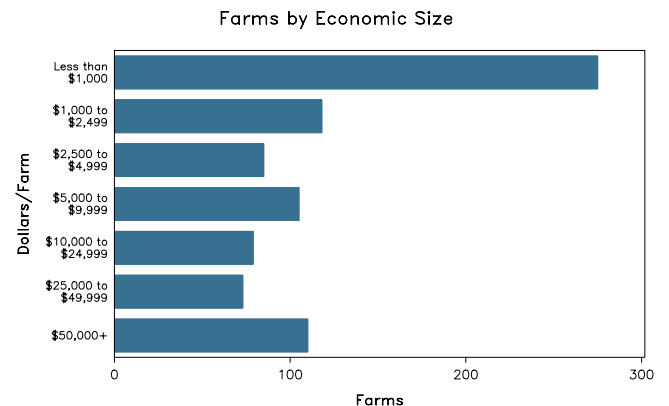
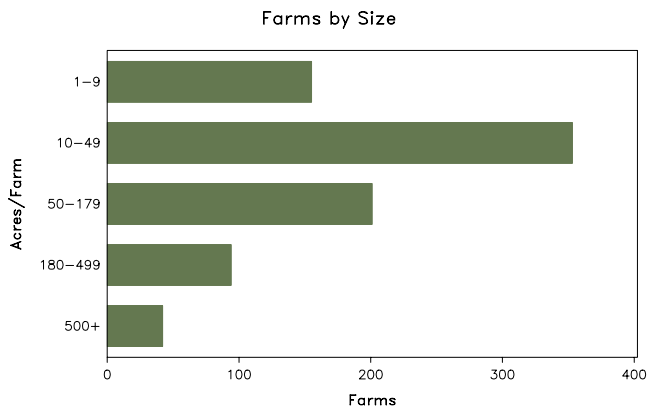
Mobile County – Alabama

Farms with White Operators Compared with All Farms

	White Operators ²	All Farms
Number of Farm Operators ¹	1,266	1,316
Number of Farms	845	876
Land in Farms	112,221 acres	113,653 acres
Average Size of Farm	133 acres	130 acres
Market Value of Products Sold	\$79,076,000	\$83,173,000
Crop Sales	\$70,879,000	\$74,943,000
Livestock Sales	\$8,197,000	\$8,230,000
Average Per Farm	\$93,581	\$94,946
Government Payments	\$2,538,000	\$2,538,000
Average Per Farm Receiving Payments	\$22,457	\$22,457

See footnotes on reverse page.

Farms with White Operators



2007 CENSUS OF AGRICULTURE

Mobile County – Alabama Farms with White Operators

Selected Highlights

Item	Farms	Quantity
MARKET VALUE OF AGRICULTURAL PRODUCTS SOLD (\$1,000)		
Total value of agricultural products sold	845	79,076
Value of crops including nursery and greenhouse	345	70,879
Value of livestock, poultry, and their products	353	8,197
VALUE OF SALES BY COMMODITY GROUP (\$1,000)		
Grains, oilseeds, dry beans, and dry peas	8	(D)
Tobacco	-	-
Cotton and cottonseed	11	2,558
Vegetables, melons, potatoes and sweet potatoes	37	524
Fruits, tree nuts, and berries	121	2,168
Nursery, greenhouse, floriculture, and sod	101	60,388
Cut Christmas trees and short rotation woody crops	4	(D)
Other crops and hay	106	4,230
Poultry and eggs	61	56
Cattle and calves	247	5,410
Milk and other dairy products from cows	3	1,880
Hogs and pigs	14	6
Sheep, goats, and their products	33	150
Horses, ponies, mules, burros, and donkeys	51	407
Aquaculture	6	7
Other animals and other animal products	21	281
TOP CROP ITEMS (acres)		
Forage - land used for all hay and haylage, grass silage, and greenchop	210	8,930
Peanuts for nuts	11	5,925
Cotton, all	11	5,092
Pecans, all	135	2,205
Nursery stock	68	1,443
TOP LIVESTOCK INVENTORY ITEMS (number)		
Cattle and calves	319	19,723
Layers	72	2,132
Horses and ponies	245	1,933
Quail	1	(D)
Goats, all	68	1,105

Operator Characteristics

Item	Quantity
Primary occupation:	
Farming	468
Other	798
Days worked off farm:	
None	492
Any	774
Years on present farm:	
2 years or less	71
3 to 4 years	115
5 to 9 years	260
10 years or more	820
Age group:	
Under 45 years	240
45 to 64 years	676
65 years and over	350
Average age (years)	56.3

Economic Characteristics

Item	Quantity
Farms by value of sales:	
Less than \$1,000	311
\$1,000 to \$2,499	102
\$2,500 to \$4,999	87
\$5,000 to \$9,999	91
\$10,000 to \$49,999	145
\$50,000 to \$99,999	23
\$100,000 to \$249,999	30
\$250,000 to \$499,999	24
\$500,000 or more	32
Total farm production expenses (\$1,000)	64,045
Average per farm (\$)	75,793
Net cash farm income of operation (\$1,000)	19,558
Average per farm (\$)	23,146
Value of agricultural products sold directly to individuals for human consumption (\$1,000)	357
Total organic product sales (\$1,000)	(D)
Total income from farm-related sources, gross before taxes and expenses (\$1,000)	1,990

See "Census of Agriculture, Volume 1, Geographic Area Series" for complete footnotes, explanations, definitions, and methodology.

(D) Cannot be disclosed. (Z) Less than half of the unit shown.

¹ Data were collected for a maximum of three operators per farm. ² Operators reporting selected race alone or in combination with other races.