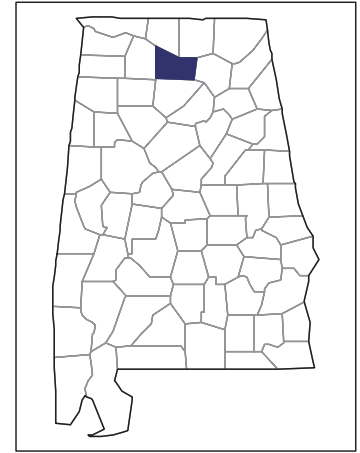


2007 CENSUS OF AGRICULTURE



Morgan County – Alabama

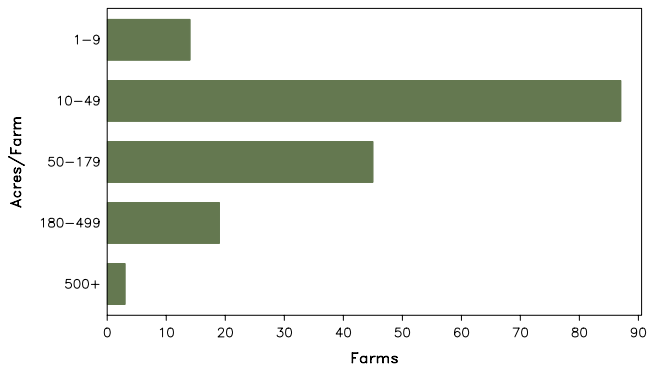
Farms with Women Principal Operators Compared with All Farms

	Women Principal Operators	All Farms
Number of Farms	168	1,457
Land in Farms	14,873 acres	161,531 acres
Average Size of Farm	89 acres	111 acres
Market Value of Products Sold	\$15,052,000	\$96,851,000
Crop Sales	\$562,000	\$6,137,000
Livestock Sales	\$14,490,000	\$90,715,000
Average Per Farm	\$89,595	\$66,473
Government Payments	\$116,000	\$1,432,000
Average Per Farm Receiving Payments	\$2,820	\$5,187

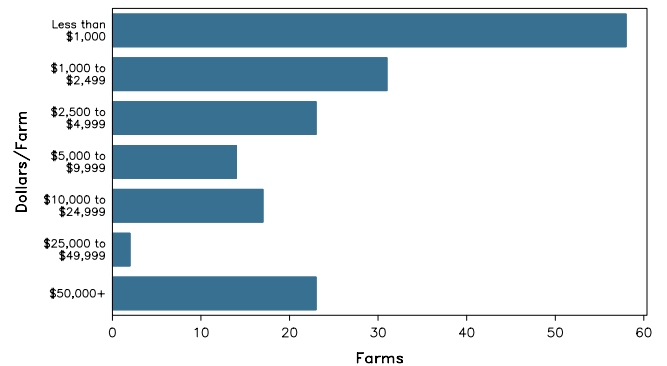
See footnotes on reverse page.

Farms with Women Principal Operators

Farms by Size



Farms by Economic Size



2007 CENSUS OF AGRICULTURE

Morgan County – Alabama Farms with Women Principal Operators

Selected Highlights

Item	Farms	Quantity
MARKET VALUE OF AGRICULTURAL PRODUCTS SOLD (\$1,000)		
Total value of agricultural products sold	168	15,052
Value of crops including nursery and greenhouse	42	562
Value of livestock, poultry, and their products	86	14,490
VALUE OF SALES BY COMMODITY GROUP (\$1,000)		
Grains, oilseeds, dry beans, and dry peas	3	(D)
Tobacco	-	-
Cotton and cottonseed	-	-
Vegetables, melons, potatoes and sweet potatoes	4	(D)
Fruits, tree nuts, and berries	4	22
Nursery, greenhouse, floriculture, and sod	2	(D)
Cut Christmas trees and short rotation woody crops	-	-
Other crops and hay	31	(D)
Poultry and eggs	27	13,867
Cattle and calves	48	(D)
Milk and other dairy products from cows	2	(D)
Hogs and pigs	2	(D)
Sheep, goats, and their products	8	6
Horses, ponies, mules, burros, and donkeys	16	19
Aquaculture	-	-
Other animals and other animal products	2	(D)
TOP CROP ITEMS (acres)		
Forage - land used for all hay and haylage, grass silage, and greenchop	52	1,720
Soybeans for beans	1	(D)
Corn for grain	3	(D)
Vegetables harvested for sale	4	7
Sweet corn	1	(D)
TOP LIVESTOCK INVENTORY ITEMS (number)		
Broilers and other meat-type chickens	17	854,106
Cattle and calves	52	1,719
Goats, all	15	329
Horses and ponies	45	283
Layers	9	136

Operator Characteristics

Item	Quantity
Primary occupation:	
Farming	75
Other	93
Days worked off farm:	
None	74
Any	94
Years on present farm:	
2 years or less	13
3 to 4 years	16
5 to 9 years	47
10 years or more	92
Age group:	
Under 45 years	40
45 to 64 years	89
65 years and over	39
Average age of principal operator (years)	54.3

Economic Characteristics

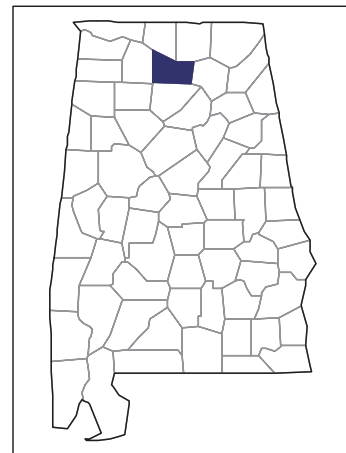
Item	Quantity
Farms by value of sales:	
Less than \$1,000	79
\$1,000 to \$2,499	22
\$2,500 to \$4,999	14
\$5,000 to \$9,999	11
\$10,000 to \$49,999	19
\$50,000 to \$99,999	1
\$100,000 to \$249,999	3
\$250,000 to \$499,999	9
\$500,000 or more	10
Total farm production expenses (\$1,000)	14,771
Average per farm (\$)	87,925
Net cash farm income of operation (\$1,000)	637
Average per farm (\$)	3,794
Value of agricultural products sold directly to individuals for human consumption (\$1,000)	33
Total organic product sales (\$1,000)	(D)
Total income from farm-related sources, gross before taxes and expenses (\$1,000)	241

See "Census of Agriculture, Volume 1, Geographic Area Series" for complete footnotes, explanations, definitions, and methodology.
(D) Cannot be disclosed. (Z) Less than half of the unit shown.

2007 CENSUS OF AGRICULTURE

Morgan County – Alabama

Farms with Spanish, Hispanic, or Latino Operators Compared with All Farms



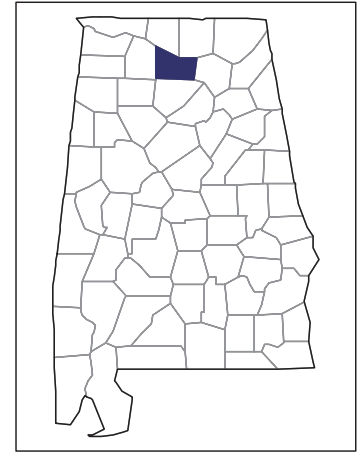
Data are not available at this geographic level for farms with Spanish, Hispanic, or Latino operators.



United States Department of Agriculture
National Agricultural Statistics Service

www.agcensus.usda.gov

2007 CENSUS OF AGRICULTURE



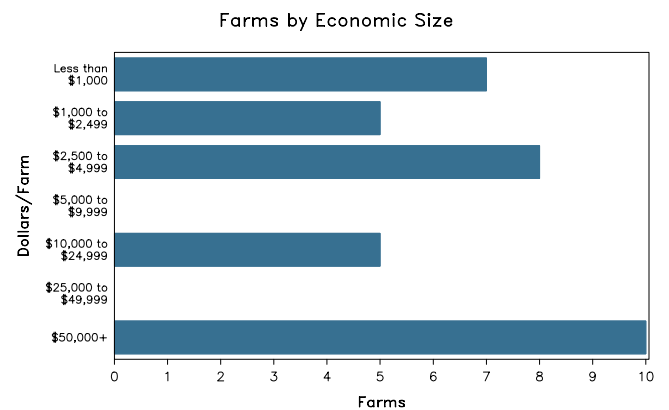
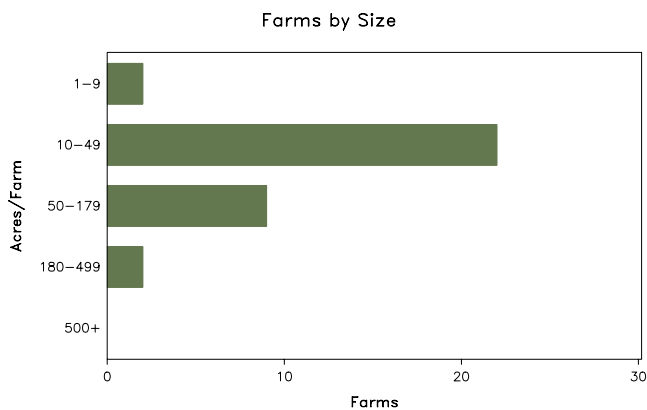
Morgan County – Alabama

Farms with American Indian or Alaska Native Operators Compared with All Farms

	American Indian or Alaska Native Operators ²	All Farms
Number of Farm Operators ¹	45	2,099
Number of Farms	35	1,457
Land in Farms	2,084 acres	161,531 acres
Average Size of Farm	60 acres	111 acres
Market Value of Products Sold	\$1,991,000	\$96,851,000
Crop Sales	\$41,000	\$6,137,000
Livestock Sales	\$1,950,000	\$90,715,000
Average Per Farm	\$56,887	\$66,473
Government Payments	\$10,000	\$1,432,000
Average Per Farm Receiving Payments	\$1,946	\$5,187

See footnotes on reverse page.

Farms with American Indian or Alaska Native Operators



2007 CENSUS OF AGRICULTURE

Morgan County – Alabama Farms with American Indian or Alaska Native Operators

Selected Highlights

Item	Farms	Quantity
MARKET VALUE OF AGRICULTURAL PRODUCTS SOLD (\$1,000)		
Total value of agricultural products sold	35	1,991
Value of crops including nursery and greenhouse	12	41
Value of livestock, poultry, and their products	24	1,950
VALUE OF SALES BY COMMODITY GROUP (\$1,000)		
Grains, oilseeds, dry beans, and dry peas	-	-
Tobacco	-	-
Cotton and cottonseed	-	-
Vegetables, melons, potatoes and sweet potatoes	2	(D)
Fruits, tree nuts, and berries	1	(D)
Nursery, greenhouse, floriculture, and sod	-	-
Cut Christmas trees and short rotation woody crops	-	-
Other crops and hay	10	(D)
Poultry and eggs	7	1,699
Cattle and calves	16	(D)
Milk and other dairy products from cows	-	-
Hogs and pigs	-	-
Sheep, goats, and their products	2	(D)
Horses, ponies, mules, burros, and donkeys	-	-
Aquaculture	-	-
Other animals and other animal products	-	-
TOP CROP ITEMS (acres)		
Forage - land used for all hay and haylage, grass silage, and greenchop	15	399
Pecans, all	1	(D)
Vegetables harvested for sale	2	(D)
TOP LIVESTOCK INVENTORY ITEMS (number)		
Pullets for laying flock replacement	1	(D)
Cattle and calves	13	439
Goats, all	6	56
Horses and ponies	11	54
Mules, burros, and donkeys	3	6

Operator Characteristics

Item	Quantity
Primary occupation:	
Farming	23
Other	22
Days worked off farm:	
None	17
Any	28
Years on present farm:	
2 years or less	2
3 to 4 years	5
5 to 9 years	12
10 years or more	26
Age group:	
Under 45 years	18
45 to 64 years	21
65 years and over	6
Average age (years)	47.8

Economic Characteristics

Item	Quantity
Farms by value of sales:	
Less than \$1,000	9
\$1,000 to \$2,499	7
\$2,500 to \$4,999	4
\$5,000 to \$9,999	-
\$10,000 to \$49,999	5
\$50,000 to \$99,999	3
\$100,000 to \$249,999	6
\$250,000 to \$499,999	-
\$500,000 or more	1
Total farm production expenses (\$1,000)	1,739
Average per farm (\$)	49,699
Net cash farm income of operation (\$1,000)	273
Average per farm (\$)	7,801
Value of agricultural products sold directly to individuals for human consumption (\$1,000)	2
Total organic product sales (\$1,000)	-
Total income from farm-related sources, gross before taxes and expenses (\$1,000)	(D)

See "Census of Agriculture, Volume 1, Geographic Area Series" for complete footnotes, explanations, definitions, and methodology.

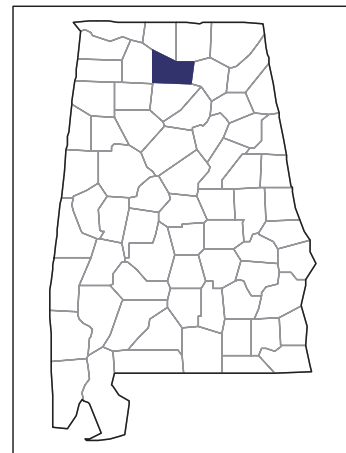
(D) Cannot be disclosed. (Z) Less than half of the unit shown.

¹ Data were collected for a maximum of three operators per farm. ² Operators reporting selected race alone or in combination with other races.

2007 CENSUS OF AGRICULTURE

Morgan County – Alabama

**Farms with Asian Operators
Compared with All Farms**



Data are not available at this geographic level for farms with Asian operators.



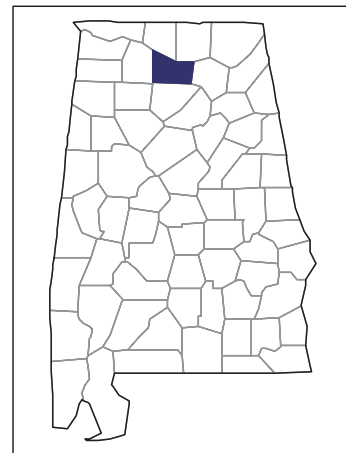
United States Department of Agriculture
National Agricultural Statistics Service

www.agcensus.usda.gov

2007 CENSUS OF AGRICULTURE

Morgan County – Alabama

Farms with Black or African American Operators Compared with All Farms



Data are not available at this geographic level for farms with Black or African American operators.



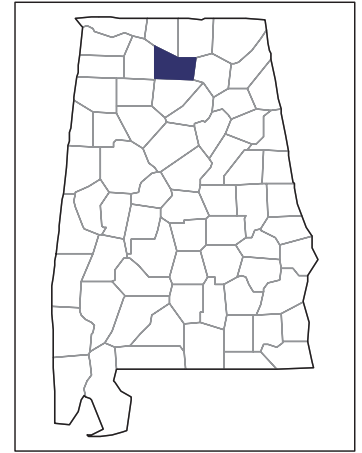
United States Department of Agriculture
National Agricultural Statistics Service

www.agcensus.usda.gov

2007 CENSUS OF AGRICULTURE

Morgan County – Alabama

Farms with Native Hawaiian or Other Pacific Islander Operators Compared with All Farms



Data are not available at this geographic level for farms with Native Hawaiian or Other Pacific Islander operators.



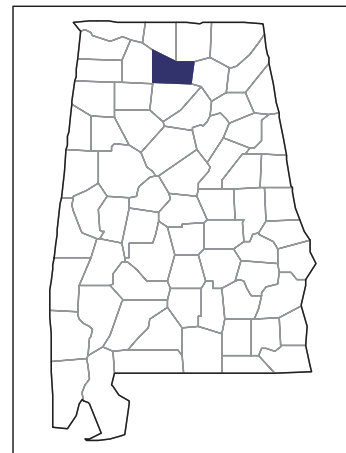
United States Department of Agriculture
National Agricultural Statistics Service

www.agcensus.usda.gov

2007 CENSUS *OF* AGRICULTURE

Morgan County – Alabama

**Farms with White Operators
Compared with All Farms**



Data are not available at this geographic level for farms with White operators.



United States Department of Agriculture
National Agricultural Statistics Service

www.agcensus.usda.gov

