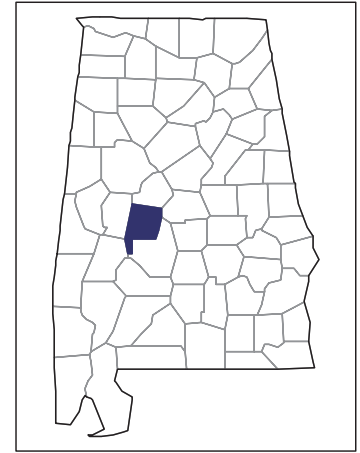


2007 CENSUS OF AGRICULTURE



Perry County – Alabama

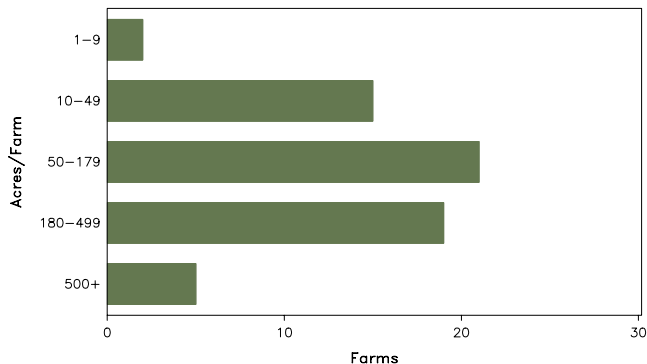
Farms with Women Principal Operators Compared with All Farms

	Women Principal Operators	All Farms
Number of Farms	62	390
Land in Farms	14,052 acres	165,773 acres
Average Size of Farm	227 acres	425 acres
Market Value of Products Sold	\$1,052,000	\$17,548,000
Crop Sales	\$87,000	\$1,952,000
Livestock Sales	\$965,000	\$15,596,000
Average Per Farm	\$16,974	\$44,995
Government Payments	\$122,000	\$1,390,000
Average Per Farm Receiving Payments	\$3,306	\$9,267

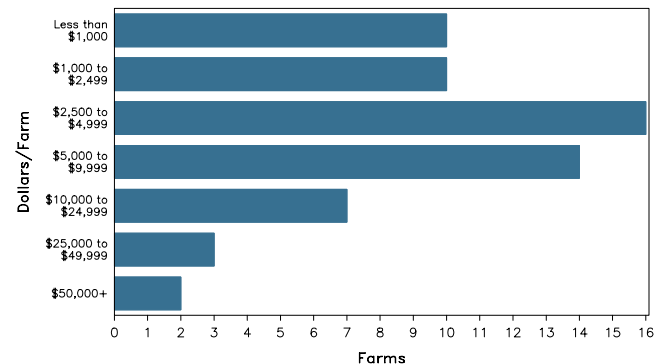
See footnotes on reverse page.

Farms with Women Principal Operators

Farms by Size



Farms by Economic Size



2007 CENSUS OF AGRICULTURE

Perry County – Alabama Farms with Women Principal Operators

Selected Highlights

Item	Farms	Quantity
MARKET VALUE OF AGRICULTURAL PRODUCTS SOLD (\$1,000)		
Total value of agricultural products sold	62	1,052
Value of crops including nursery and greenhouse	14	87
Value of livestock, poultry, and their products	25	965
VALUE OF SALES BY COMMODITY GROUP (\$1,000)		
Grains, oilseeds, dry beans, and dry peas	-	-
Tobacco	-	-
Cotton and cottonseed	-	-
Vegetables, melons, potatoes and sweet potatoes	3	12
Fruits, tree nuts, and berries	6	44
Nursery, greenhouse, floriculture, and sod	-	-
Cut Christmas trees and short rotation woody crops	-	-
Other crops and hay	8	32
Poultry and eggs	5	(D)
Cattle and calves	18	(D)
Milk and other dairy products from cows	-	-
Hogs and pigs	-	-
Sheep, goats, and their products	-	-
Horses, ponies, mules, burros, and donkeys	3	(D)
Aquaculture	2	(D)
Other animals and other animal products	-	-
TOP CROP ITEMS (acres)		
Forage - land used for all hay and haylage, grass silage, and greenchop	16	582
Pecans, all	2	(D)
Vegetables harvested for sale	3	6
Peaches, all	3	5
Watermelons	3	4
TOP LIVESTOCK INVENTORY ITEMS (number)		
Quail	1	(D)
Cattle and calves	31	833
Layers	4	256
Goats, all	4	91
Horses and ponies	8	32

Operator Characteristics

Item	Quantity
Primary occupation:	
Farming	27
Other	35
Days worked off farm:	
None	32
Any	30
Years on present farm:	
2 years or less	2
3 to 4 years	3
5 to 9 years	11
10 years or more	46
Age group:	
Under 45 years	8
45 to 64 years	24
65 years and over	30
Average age of principal operator (years)	63.0

Economic Characteristics

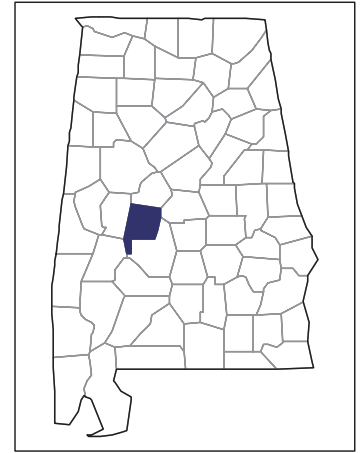
Item	Quantity
Farms by value of sales:	
Less than \$1,000	31
\$1,000 to \$2,499	7
\$2,500 to \$4,999	5
\$5,000 to \$9,999	10
\$10,000 to \$49,999	7
\$50,000 to \$99,999	-
\$100,000 to \$249,999	1
\$250,000 to \$499,999	-
\$500,000 or more	1
Total farm production expenses (\$1,000)	1,778
Average per farm (\$)	28,670
Net cash farm income of operation (\$1,000)	-457
Average per farm (\$)	-7,379
Value of agricultural products sold directly to individuals for human consumption (\$1,000)	(D)
Total organic product sales (\$1,000)	-
Total income from farm-related sources, gross before taxes and expenses (\$1,000)	145

See "Census of Agriculture, Volume 1, Geographic Area Series" for complete footnotes, explanations, definitions, and methodology.
(D) Cannot be disclosed. (Z) Less than half of the unit shown.

2007 CENSUS *OF* AGRICULTURE

Perry County – Alabama

Farms with Spanish, Hispanic, or Latino Operators Compared with All Farms



Data are not available at this geographic level for farms with Spanish, Hispanic, or Latino operators.



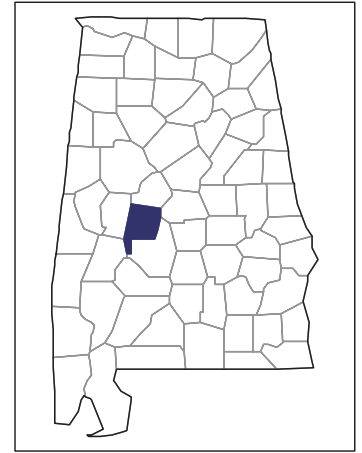
United States Department of Agriculture
National Agricultural Statistics Service

www.agcensus.usda.gov

2007 CENSUS *OF* AGRICULTURE

Perry County – Alabama

Farms with American Indian or Alaska Native Operators Compared with All Farms



Data are not available at this geographic level for farms with American Indian or Alaska Native operators.



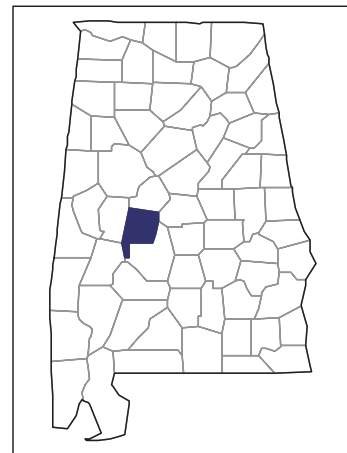
United States Department of Agriculture
National Agricultural Statistics Service

www.agcensus.usda.gov

2007 CENSUS OF AGRICULTURE

Perry County – Alabama

Farms with Asian Operators Compared with All Farms



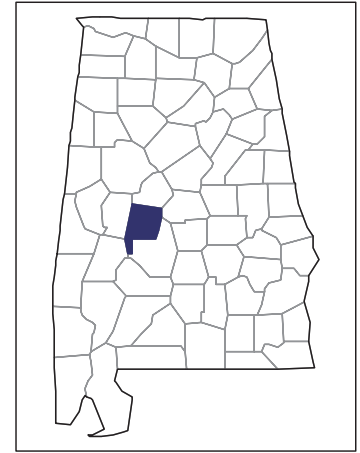
Data are not available at this geographic level for farms with Asian operators.



United States Department of Agriculture
National Agricultural Statistics Service

www.agcensus.usda.gov

2007 CENSUS OF AGRICULTURE



Perry County – Alabama

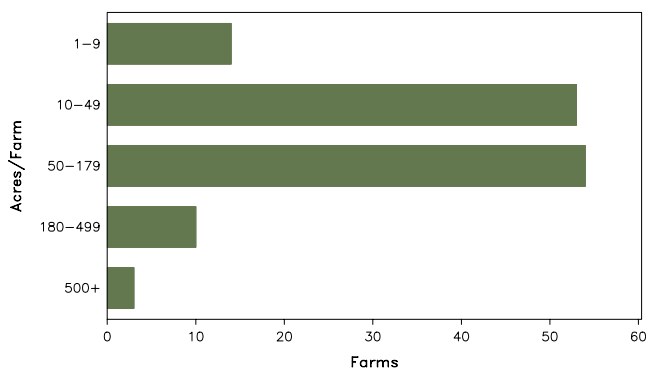
Farms with Black or African American Operators Compared with All Farms

	Black or African American Operators ²	All Farms
Number of Farm Operators ¹	188	574
Number of Farms	134	390
Land in Farms	13,284 acres	165,773 acres
Average Size of Farm	99 acres	425 acres
Market Value of Products Sold	\$1,488,000	\$17,548,000
Crop Sales	\$371,000	\$1,952,000
Livestock Sales	\$1,117,000	\$15,596,000
Average Per Farm	\$11,103	\$44,995
Government Payments	\$77,000	\$1,390,000
Average Per Farm Receiving Payments	\$1,835	\$9,267

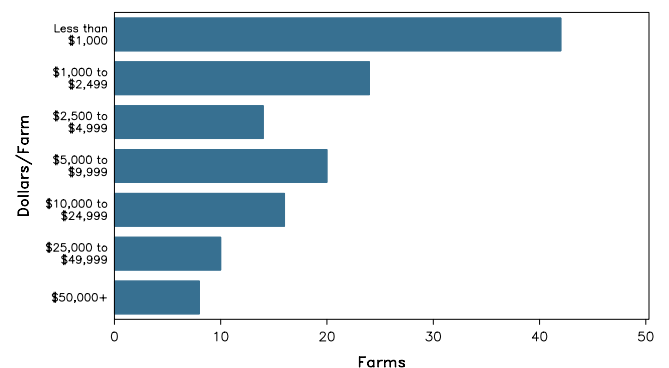
See footnotes on reverse page.

Farms with Black or African American Operators

Farms by Size



Farms by Economic Size



2007 CENSUS OF AGRICULTURE

Perry County – Alabama Farms with Black or African American Operators

Selected Highlights

Item	Farms	Quantity
MARKET VALUE OF AGRICULTURAL PRODUCTS SOLD (\$1,000)		
Total value of agricultural products sold	134	1,488
Value of crops including nursery and greenhouse	32	371
Value of livestock, poultry, and their products	88	1,117
VALUE OF SALES BY COMMODITY GROUP (\$1,000)		
Grains, oilseeds, dry beans, and dry peas	2	(D)
Tobacco	-	-
Cotton and cottonseed	-	-
Vegetables, melons, potatoes and sweet potatoes	15	230
Fruits, tree nuts, and berries	3	(D)
Nursery, greenhouse, floriculture, and sod	-	-
Cut Christmas trees and short rotation woody crops	-	-
Other crops and hay	16	89
Poultry and eggs	3	17
Cattle and calves	77	939
Milk and other dairy products from cows	1	(D)
Hogs and pigs	2	(D)
Sheep, goats, and their products	8	14
Horses, ponies, mules, burros, and donkeys	2	(D)
Aquaculture	3	136
Other animals and other animal products	1	(D)
TOP CROP ITEMS (acres)		
Forage - land used for all hay and haylage, grass silage, and greenchop	40	1,842
Soybeans for beans	2	(D)
Vegetables harvested for sale	15	50
Okra	4	17
Pecans, all	1	(D)
TOP LIVESTOCK INVENTORY ITEMS (number)		
Cattle and calves	94	2,579
Goats, all	11	426
Layers	3	199
Horses and ponies	17	67
Pullets for laying flock replacement	2	(D)

Operator Characteristics

Item	Quantity
Primary occupation:	
Farming	93
Other	95
Days worked off farm:	
None	53
Any	135
Years on present farm:	
2 years or less	14
3 to 4 years	15
5 to 9 years	40
10 years or more	119
Age group:	
Under 45 years	46
45 to 64 years	69
65 years and over	73
Average age (years)	55.3

Economic Characteristics

Item	Quantity
Farms by value of sales:	
Less than \$1,000	43
\$1,000 to \$2,499	24
\$2,500 to \$4,999	14
\$5,000 to \$9,999	21
\$10,000 to \$49,999	26
\$50,000 to \$99,999	5
\$100,000 to \$249,999	-
\$250,000 to \$499,999	1
\$500,000 or more	-
Total farm production expenses (\$1,000)	1,403
Average per farm (\$)	10,470
Net cash farm income of operation (\$1,000)	194
Average per farm (\$)	1,448
Value of agricultural products sold directly to individuals for human consumption (\$1,000)	9
Total organic product sales (\$1,000)	-
Total income from farm-related sources, gross before taxes and expenses (\$1,000)	32

See "Census of Agriculture, Volume 1, Geographic Area Series" for complete footnotes, explanations, definitions, and methodology.

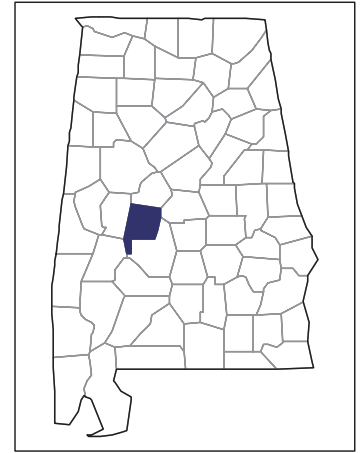
(D) Cannot be disclosed. (Z) Less than half of the unit shown.

¹ Data were collected for a maximum of three operators per farm. ² Operators reporting selected race alone or in combination with other races.

2007 CENSUS *OF* AGRICULTURE

Perry County – Alabama

Farms with Native Hawaiian or Other Pacific Islander Operators Compared with All Farms



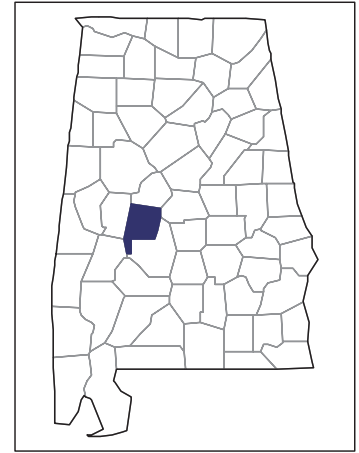
Data are not available at this geographic level for farms with Native Hawaiian or Other Pacific Islander operators.



United States Department of Agriculture
National Agricultural Statistics Service

www.agcensus.usda.gov

2007 CENSUS OF AGRICULTURE



Perry County – Alabama

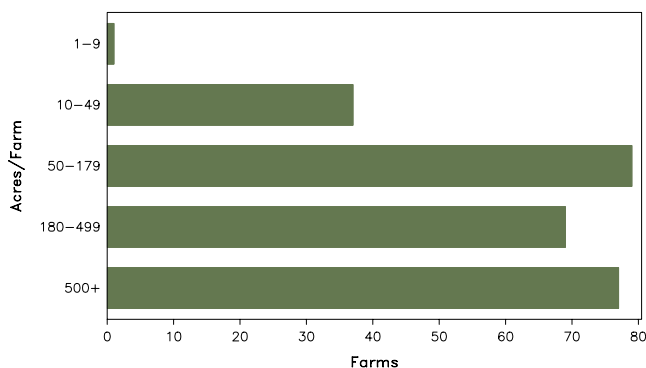
Farms with White Operators Compared with All Farms

	White Operators ²	All Farms
Number of Farm Operators ¹	386	574
Number of Farms	263	390
Land in Farms	154,001 acres	165,773 acres
Average Size of Farm	586 acres	425 acres
Market Value of Products Sold	\$16,113,000	\$17,548,000
Crop Sales	\$1,581,000	\$1,952,000
Livestock Sales	\$14,533,000	\$15,596,000
Average Per Farm	\$61,267	\$44,995
Government Payments	\$1,332,000	\$1,390,000
Average Per Farm Receiving Payments	\$11,897	\$9,267

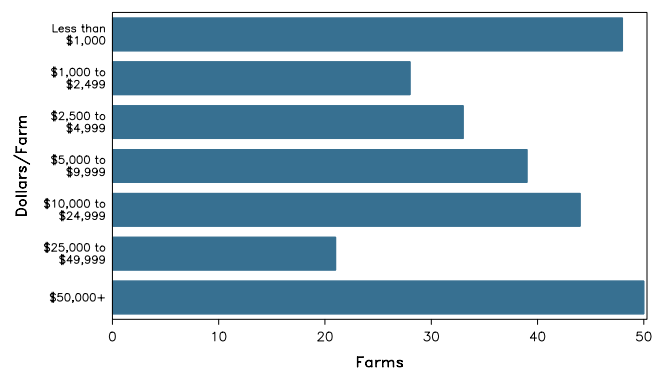
See footnotes on reverse page.

Farms with White Operators

Farms by Size



Farms by Economic Size



2007 CENSUS OF AGRICULTURE

Perry County – Alabama Farms with White Operators

Selected Highlights

Item	Farms	Quantity
MARKET VALUE OF AGRICULTURAL PRODUCTS SOLD (\$1,000)		
Total value of agricultural products sold	263	16,113
Value of crops including nursery and greenhouse	58	1,581
Value of livestock, poultry, and their products	144	14,533
VALUE OF SALES BY COMMODITY GROUP (\$1,000)		
Grains, oilseeds, dry beans, and dry peas	12	(D)
Tobacco	-	-
Cotton and cottonseed	2	(D)
Vegetables, melons, potatoes and sweet potatoes	12	85
Fruits, tree nuts, and berries	11	(D)
Nursery, greenhouse, floriculture, and sod	1	(D)
Cut Christmas trees and short rotation woody crops	-	-
Other crops and hay	33	207
Poultry and eggs	7	(D)
Cattle and calves	108	4,590
Milk and other dairy products from cows	1	(D)
Hogs and pigs	1	(D)
Sheep, goats, and their products	20	30
Horses, ponies, mules, burros, and donkeys	11	(D)
Aquaculture	21	9,395
Other animals and other animal products	1	(D)
TOP CROP ITEMS (acres)		
Forage - land used for all hay and haylage, grass silage, and greenchop	86	7,570
Cotton, all	2	(D)
Corn for grain	8	1,451
Soybeans for beans	3	(D)
Wheat for grain, all	4	456
TOP LIVESTOCK INVENTORY ITEMS (number)		
Quail	2	(D)
Cattle and calves	114	11,790
Goats, all	22	620
Horses and ponies	51	319
Layers	9	150

Operator Characteristics

Item	Quantity
Primary occupation:	
Farming	139
Other	247
Days worked off farm:	
None	131
Any	255
Years on present farm:	
2 years or less	20
3 to 4 years	22
5 to 9 years	99
10 years or more	245
Age group:	
Under 45 years	69
45 to 64 years	207
65 years and over	110
Average age (years)	57.4

Economic Characteristics

Item	Quantity
Farms by value of sales:	
Less than \$1,000	102
\$1,000 to \$2,499	22
\$2,500 to \$4,999	16
\$5,000 to \$9,999	26
\$10,000 to \$49,999	51
\$50,000 to \$99,999	11
\$100,000 to \$249,999	17
\$250,000 to \$499,999	7
\$500,000 or more	11
Total farm production expenses (\$1,000)	17,171
Average per farm (\$)	65,288
Net cash farm income of operation (\$1,000)	2,745
Average per farm (\$)	10,437
Value of agricultural products sold directly to individuals for human consumption (\$1,000)	32
Total organic product sales (\$1,000)	-
Total income from farm-related sources, gross before taxes and expenses (\$1,000)	2,470

See "Census of Agriculture, Volume 1, Geographic Area Series" for complete footnotes, explanations, definitions, and methodology.

(D) Cannot be disclosed. (Z) Less than half of the unit shown.

¹ Data were collected for a maximum of three operators per farm. ² Operators reporting selected race alone or in combination with other races.