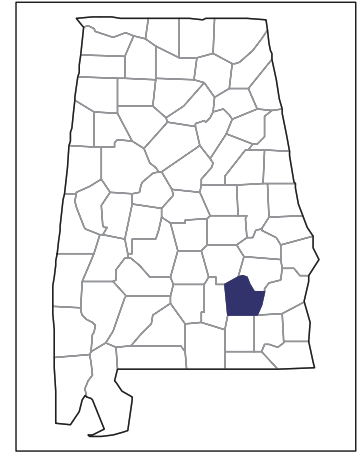


2007 CENSUS OF AGRICULTURE



Pike County – Alabama

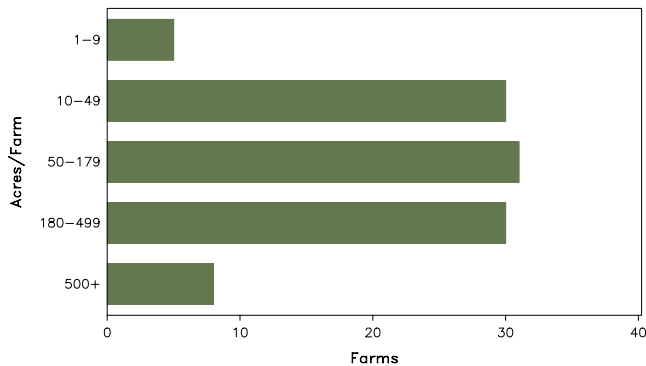
Farms with Women Principal Operators Compared with All Farms

	Women Principal Operators	All Farms
Number of Farms	104	709
Land in Farms	20,067 acres	179,175 acres
Average Size of Farm	193 acres	253 acres
Market Value of Products Sold	\$22,720,000	\$110,888,000
Crop Sales	\$687,000	\$6,321,000
Livestock Sales	\$22,033,000	\$104,568,000
Average Per Farm	\$218,461	\$156,401
Government Payments	\$375,000	\$2,852,000
Average Per Farm Receiving Payments	\$6,688	\$8,462

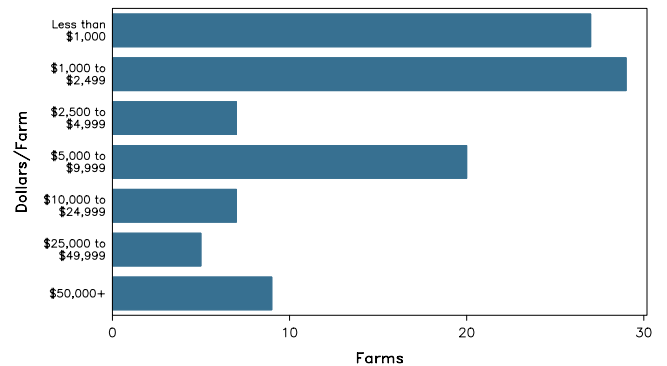
See footnotes on reverse page.

Farms with Women Principal Operators

Farms by Size



Farms by Economic Size



2007 CENSUS OF AGRICULTURE

Pike County – Alabama Farms with Women Principal Operators

Selected Highlights

Item	Farms	Quantity
MARKET VALUE OF AGRICULTURAL PRODUCTS SOLD (\$1,000)		
Total value of agricultural products sold	104	22,720
Value of crops including nursery and greenhouse	24	687
Value of livestock, poultry, and their products	25	22,033
VALUE OF SALES BY COMMODITY GROUP (\$1,000)		
Grains, oilseeds, dry beans, and dry peas	5	(D)
Tobacco	-	-
Cotton and cottonseed	1	(D)
Vegetables, melons, potatoes and sweet potatoes	-	-
Fruits, tree nuts, and berries	10	133
Nursery, greenhouse, floriculture, and sod	1	(D)
Cut Christmas trees and short rotation woody crops	-	-
Other crops and hay	9	365
Poultry and eggs	7	21,865
Cattle and calves	12	(D)
Milk and other dairy products from cows	-	-
Hogs and pigs	-	-
Sheep, goats, and their products	6	(D)
Horses, ponies, mules, burros, and donkeys	-	-
Aquaculture	2	(D)
Other animals and other animal products	-	-
TOP CROP ITEMS (acres)		
Forage - land used for all hay and haylage, grass silage, and greenchop	16	1,031
Peanuts for nuts	1	(D)
Cotton, all	1	(D)
Pecans, all	9	118
Corn for grain	5	105
TOP LIVESTOCK INVENTORY ITEMS (number)		
Broilers and other meat-type chickens	5	438,800
Cattle and calves	18	999
Goats, all	8	143
Hogs and pigs	4	(D)
Horses and ponies	6	16

Operator Characteristics

Item	Quantity
Primary occupation:	
Farming	24
Other	80
Days worked off farm:	
None	54
Any	50
Years on present farm:	
2 years or less	4
3 to 4 years	8
5 to 9 years	17
10 years or more	75
Age group:	
Under 45 years	10
45 to 64 years	43
65 years and over	51
Average age of principal operator (years)	63.6

Economic Characteristics

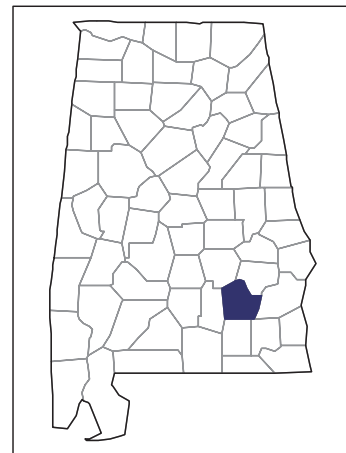
Item	Quantity
Farms by value of sales:	
Less than \$1,000	70
\$1,000 to \$2,499	8
\$2,500 to \$4,999	-
\$5,000 to \$9,999	9
\$10,000 to \$49,999	8
\$50,000 to \$99,999	1
\$100,000 to \$249,999	-
\$250,000 to \$499,999	1
\$500,000 or more	7
Total farm production expenses (\$1,000)	20,092
Average per farm (\$)	193,197
Net cash farm income of operation (\$1,000)	3,158
Average per farm (\$)	30,363
Value of agricultural products sold directly to individuals for human consumption (\$1,000)	1
Total organic product sales (\$1,000)	-
Total income from farm-related sources, gross before taxes and expenses (\$1,000)	156

See "Census of Agriculture, Volume 1, Geographic Area Series" for complete footnotes, explanations, definitions, and methodology.
(D) Cannot be disclosed. (Z) Less than half of the unit shown.

2007 CENSUS *OF* AGRICULTURE

Pike County – Alabama

Farms with Spanish, Hispanic, or Latino Operators Compared with All Farms



Data are not available at this geographic level for farms with Spanish, Hispanic, or Latino operators.



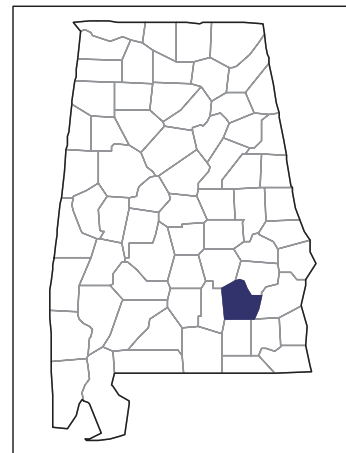
United States Department of Agriculture
National Agricultural Statistics Service

www.agcensus.usda.gov

2007 CENSUS OF AGRICULTURE

Pike County – Alabama

Farms with American Indian or Alaska Native Operators Compared with All Farms



Data are not available at this geographic level for farms with American Indian or Alaska Native operators.



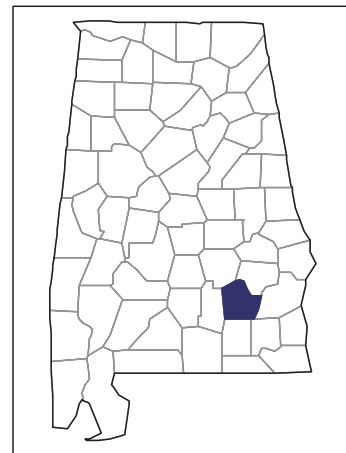
United States Department of Agriculture
National Agricultural Statistics Service

www.agcensus.usda.gov

2007 CENSUS *OF* AGRICULTURE

Pike County – Alabama

Farms with Asian Operators Compared with All Farms



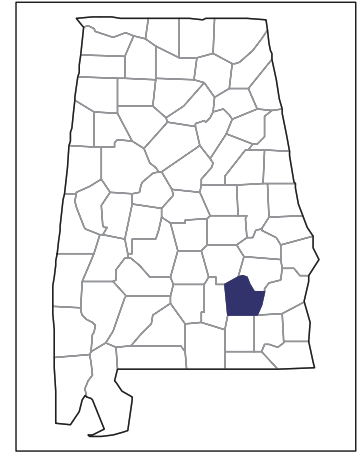
Data are not available at this geographic level for farms with Asian operators.



United States Department of Agriculture
National Agricultural Statistics Service

www.agcensus.usda.gov

2007 CENSUS OF AGRICULTURE



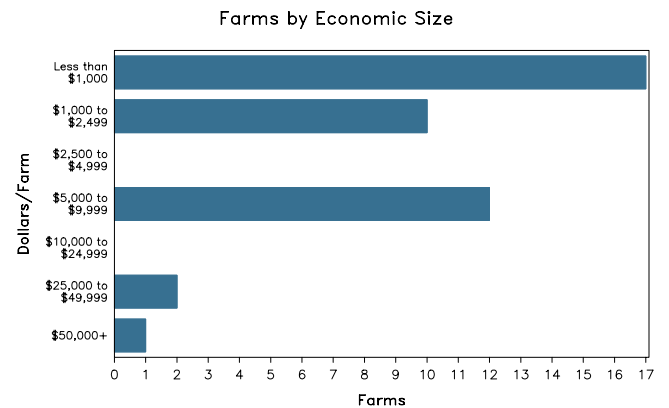
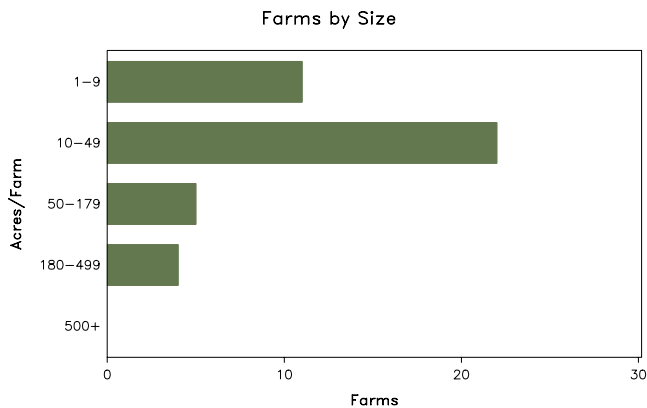
Pike County – Alabama

Farms with Black or African American Operators Compared with All Farms

	Black or African American Operators ²	All Farms
Number of Farm Operators ¹	56	1,005
Number of Farms	42	709
Land in Farms	2,097 acres	179,175 acres
Average Size of Farm	50 acres	253 acres
Market Value of Products Sold	\$262,000	\$110,888,000
Crop Sales	\$68,000	\$6,321,000
Livestock Sales	\$194,000	\$104,568,000
Average Per Farm	\$6,249	\$156,401
Government Payments	(D)	\$2,852,000
Average Per Farm Receiving Payments	(D)	\$8,462

See footnotes on reverse page.

Farms with Black or African American Operators



2007 CENSUS OF AGRICULTURE

Pike County – Alabama Farms with Black or African American Operators

Selected Highlights

Item	Farms	Quantity
MARKET VALUE OF AGRICULTURAL PRODUCTS SOLD (\$1,000)		
Total value of agricultural products sold	42	262
Value of crops including nursery and greenhouse	11	68
Value of livestock, poultry, and their products	26	194
VALUE OF SALES BY COMMODITY GROUP (\$1,000)		
Grains, oilseeds, dry beans, and dry peas	4	27
Tobacco	-	-
Cotton and cottonseed	-	-
Vegetables, melons, potatoes and sweet potatoes	5	(D)
Fruits, tree nuts, and berries	2	(D)
Nursery, greenhouse, floriculture, and sod	-	-
Cut Christmas trees and short rotation woody crops	-	-
Other crops and hay	3	12
Poultry and eggs	2	(D)
Cattle and calves	18	188
Milk and other dairy products from cows	-	-
Hogs and pigs	-	-
Sheep, goats, and their products	6	(D)
Horses, ponies, mules, burros, and donkeys	-	-
Aquaculture	-	-
Other animals and other animal products	-	-
TOP CROP ITEMS (acres)		
Forage - land used for all hay and haylage, grass silage, and greenchop	8	208
Corn for grain	4	72
Vegetables harvested for sale	5	15
Pecans, all	5	(D)
Okra	4	(D)
TOP LIVESTOCK INVENTORY ITEMS (number)		
Cattle and calves	25	720
Goats, all	10	156
Horses and ponies	8	68
Layers	2	(D)
Hogs and pigs	4	(D)

Operator Characteristics

Item	Quantity
Primary occupation:	
Farming	23
Other	33
Days worked off farm:	
None	13
Any	43
Years on present farm:	
2 years or less	-
3 to 4 years	15
5 to 9 years	18
10 years or more	23
Age group:	
Under 45 years	8
45 to 64 years	35
65 years and over	13
Average age (years)	55.7

Economic Characteristics

Item	Quantity
Farms by value of sales:	
Less than \$1,000	17
\$1,000 to \$2,499	10
\$2,500 to \$4,999	1
\$5,000 to \$9,999	11
\$10,000 to \$49,999	2
\$50,000 to \$99,999	1
\$100,000 to \$249,999	-
\$250,000 to \$499,999	-
\$500,000 or more	-
Total farm production expenses (\$1,000)	332
Average per farm (\$)	7,905
Net cash farm income of operation (\$1,000)	-55
Average per farm (\$)	-1,312
Value of agricultural products sold directly to individuals for human consumption (\$1,000)	-
Total organic product sales (\$1,000)	-
Total income from farm-related sources, gross before taxes and expenses (\$1,000)	11

See "Census of Agriculture, Volume 1, Geographic Area Series" for complete footnotes, explanations, definitions, and methodology.

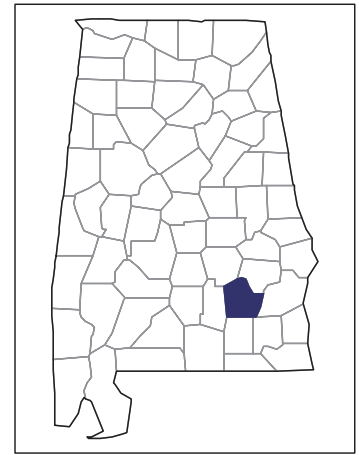
(D) Cannot be disclosed. (Z) Less than half of the unit shown.

¹ Data were collected for a maximum of three operators per farm. ² Operators reporting selected race alone or in combination with other races.

2007 CENSUS OF AGRICULTURE

Pike County – Alabama

Farms with Native Hawaiian or Other Pacific Islander Operators Compared with All Farms



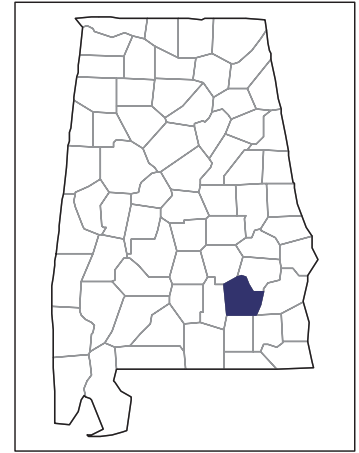
Data are not available at this geographic level for farms with Native Hawaiian or Other Pacific Islander operators.



United States Department of Agriculture
National Agricultural Statistics Service

www.agcensus.usda.gov

2007 CENSUS OF AGRICULTURE



Pike County – Alabama

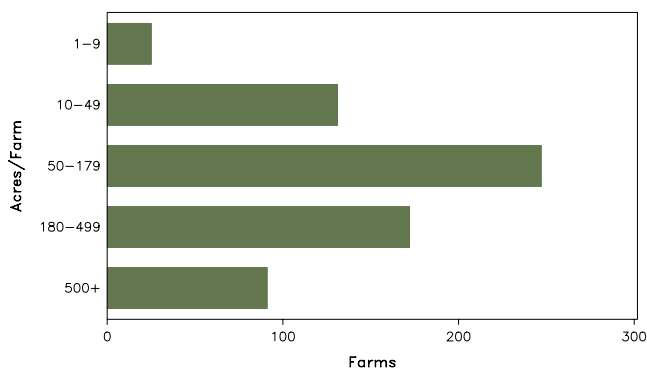
Farms with White Operators Compared with All Farms

	White Operators ²	All Farms
Number of Farm Operators ¹	942	1,005
Number of Farms	666	709
Land in Farms	176,836 acres	179,175 acres
Average Size of Farm	266 acres	253 acres
Market Value of Products Sold	\$106,346,000	\$110,888,000
Crop Sales	\$6,253,000	\$6,321,000
Livestock Sales	\$100,093,000	\$104,568,000
Average Per Farm	\$159,678	\$156,401
Government Payments	(D)	\$2,852,000
Average Per Farm Receiving Payments	(D)	\$8,462

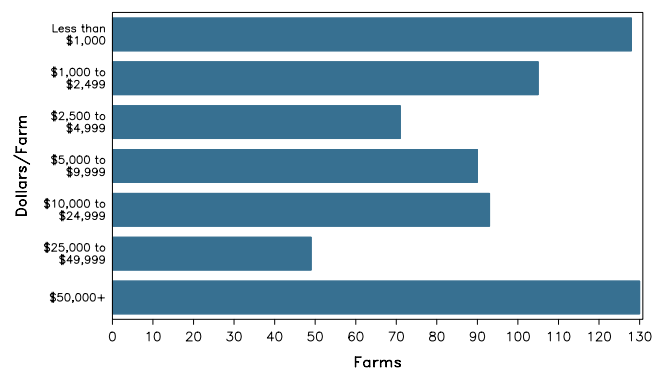
See footnotes on reverse page.

Farms with White Operators

Farms by Size



Farms by Economic Size



2007 CENSUS OF AGRICULTURE

Pike County – Alabama Farms with White Operators

Selected Highlights

Item	Farms	Quantity
MARKET VALUE OF AGRICULTURAL PRODUCTS SOLD (\$1,000)		
Total value of agricultural products sold	666	106,346
Value of crops including nursery and greenhouse	193	6,253
Value of livestock, poultry, and their products	343	100,093
VALUE OF SALES BY COMMODITY GROUP (\$1,000)		
Grains, oilseeds, dry beans, and dry peas	35	602
Tobacco	-	-
Cotton and cottonseed	18	692
Vegetables, melons, potatoes and sweet potatoes	14	(D)
Fruits, tree nuts, and berries	49	(D)
Nursery, greenhouse, floriculture, and sod	6	1,540
Cut Christmas trees and short rotation woody crops	-	-
Other crops and hay	124	2,406
Poultry and eggs	81	92,291
Cattle and calves	265	6,830
Milk and other dairy products from cows	2	(D)
Hogs and pigs	1	(D)
Sheep, goats, and their products	22	(D)
Horses, ponies, mules, burros, and donkeys	12	22
Aquaculture	7	(D)
Other animals and other animal products	4	(D)
TOP CROP ITEMS (acres)		
Forage - land used for all hay and haylage, grass silage, and greenchop	267	13,907
Peanuts for nuts	24	4,274
Cotton, all	18	3,694
Corn for grain	36	3,586
Pecans, all	48	705
TOP LIVESTOCK INVENTORY ITEMS (number)		
Broilers and other meat-type chickens	56	5,319,940
Layers	22	188,845
Pullets for laying flock replacement	3	134,000
Quail	1	(D)
Cattle and calves	304	21,726

Operator Characteristics

Item	Quantity
Primary occupation:	
Farming	315
Other	627
Days worked off farm:	
None	312
Any	630
Years on present farm:	
2 years or less	52
3 to 4 years	71
5 to 9 years	173
10 years or more	646
Age group:	
Under 45 years	187
45 to 64 years	479
65 years and over	276
Average age (years)	57.1

Economic Characteristics

Item	Quantity
Farms by value of sales:	
Less than \$1,000	273
\$1,000 to \$2,499	47
\$2,500 to \$4,999	35
\$5,000 to \$9,999	73
\$10,000 to \$49,999	123
\$50,000 to \$99,999	25
\$100,000 to \$249,999	12
\$250,000 to \$499,999	14
\$500,000 or more	64
Total farm production expenses (\$1,000)	92,415
Average per farm (\$)	138,761
Net cash farm income of operation (\$1,000)	18,564
Average per farm (\$)	27,874
Value of agricultural products sold directly to individuals for human consumption (\$1,000)	170
Total organic product sales (\$1,000)	(D)
Total income from farm-related sources, gross before taxes and expenses (\$1,000)	1,785

See "Census of Agriculture, Volume 1, Geographic Area Series" for complete footnotes, explanations, definitions, and methodology.

(D) Cannot be disclosed. (Z) Less than half of the unit shown.

¹ Data were collected for a maximum of three operators per farm. ² Operators reporting selected race alone or in combination with other races.