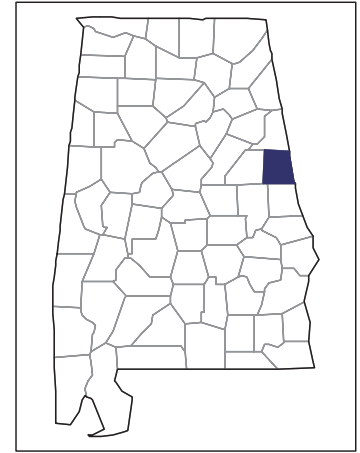


2007 CENSUS OF AGRICULTURE



Randolph County – Alabama

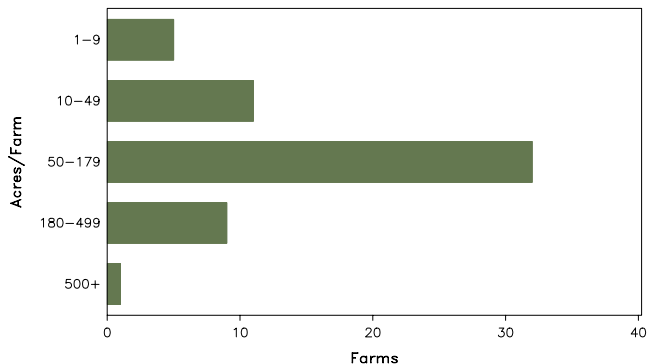
Farms with Women Principal Operators Compared with All Farms

	Women Principal Operators	All Farms
Number of Farms	58	610
Land in Farms	6,954 acres	114,717 acres
Average Size of Farm	120 acres	188 acres
Market Value of Products Sold	\$9,709,000	\$74,945,000
Crop Sales	\$52,000	\$897,000
Livestock Sales	\$9,657,000	\$74,048,000
Average Per Farm	\$167,394	\$122,861
Government Payments	\$5,000	\$153,000
Average Per Farm Receiving Payments	\$531	\$1,311

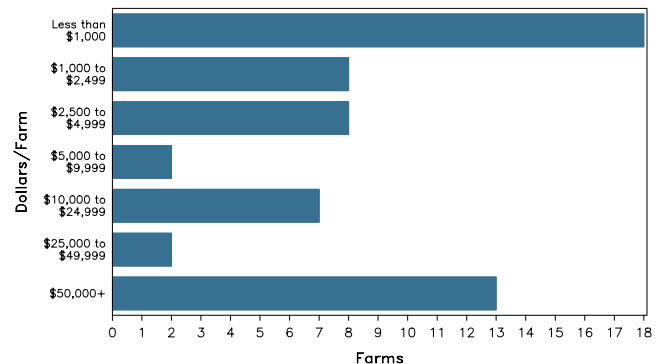
See footnotes on reverse page.

Farms with Women Principal Operators

Farms by Size



Farms by Economic Size



2007 CENSUS OF AGRICULTURE

Randolph County – Alabama Farms with Women Principal Operators

Selected Highlights

Item	Farms	Quantity
MARKET VALUE OF AGRICULTURAL PRODUCTS SOLD (\$1,000)		
Total value of agricultural products sold	58	9,709
Value of crops including nursery and greenhouse	11	52
Value of livestock, poultry, and their products	36	9,657
VALUE OF SALES BY COMMODITY GROUP (\$1,000)		
Grains, oilseeds, dry beans, and dry peas	2	(D)
Tobacco	-	-
Cotton and cottonseed	-	-
Vegetables, melons, potatoes and sweet potatoes	4	1
Fruits, tree nuts, and berries	-	-
Nursery, greenhouse, floriculture, and sod	2	(D)
Cut Christmas trees and short rotation woody crops	-	-
Other crops and hay	5	27
Poultry and eggs	15	9,509
Cattle and calves	17	(D)
Milk and other dairy products from cows	2	(D)
Hogs and pigs	-	-
Sheep, goats, and their products	-	-
Horses, ponies, mules, burros, and donkeys	3	(D)
Aquaculture	-	-
Other animals and other animal products	-	-
TOP CROP ITEMS (acres)		
Forage - land used for all hay and haylage, grass silage, and greenchop	11	363
Corn for grain	2	(D)
Land in berries	4	1
Vegetables harvested for sale	2	(D)
Floriculture crops, total	2	(D)
TOP LIVESTOCK INVENTORY ITEMS (number)		
Broilers and other meat-type chickens	6	473,000
Layers	9	150,884
Cattle and calves	26	612
Horses and ponies	14	100
Goats, all	2	(D)

Operator Characteristics

Item	Quantity
Primary occupation:	
Farming	28
Other	30
Days worked off farm:	
None	29
Any	29
Years on present farm:	
2 years or less	4
3 to 4 years	10
5 to 9 years	10
10 years or more	34
Age group:	
Under 45 years	6
45 to 64 years	28
65 years and over	24
Average age of principal operator (years)	61.2

Economic Characteristics

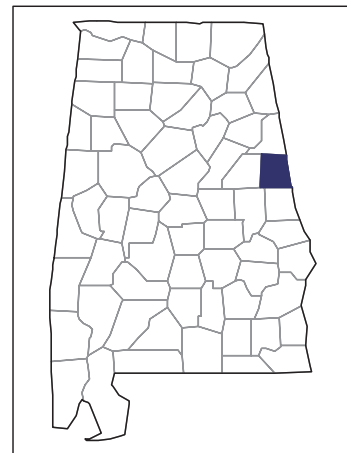
Item	Quantity
Farms by value of sales:	
Less than \$1,000	19
\$1,000 to \$2,499	7
\$2,500 to \$4,999	8
\$5,000 to \$9,999	2
\$10,000 to \$49,999	9
\$50,000 to \$99,999	-
\$100,000 to \$249,999	1
\$250,000 to \$499,999	5
\$500,000 or more	7
Total farm production expenses (\$1,000)	8,346
Average per farm (\$)	143,891
Net cash farm income of operation (\$1,000)	1,642
Average per farm (\$)	28,303
Value of agricultural products sold directly to individuals for human consumption (\$1,000)	53
Total organic product sales (\$1,000)	-
Total income from farm-related sources, gross before taxes and expenses (\$1,000)	273

See "Census of Agriculture, Volume 1, Geographic Area Series" for complete footnotes, explanations, definitions, and methodology.
(D) Cannot be disclosed. (Z) Less than half of the unit shown.

2007 CENSUS *OF* AGRICULTURE

Randolph County – Alabama

Farms with Spanish, Hispanic, or Latino Operators Compared with All Farms



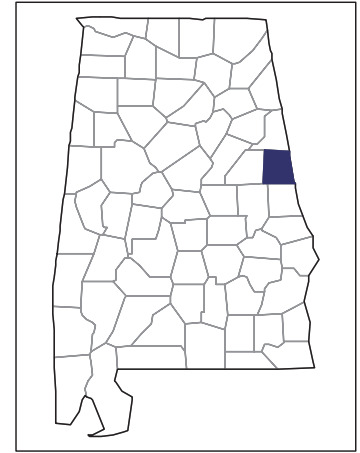
Data are not available at this geographic level for farms with Spanish, Hispanic, or Latino operators.



United States Department of Agriculture
National Agricultural Statistics Service

www.agcensus.usda.gov

2007 CENSUS OF AGRICULTURE



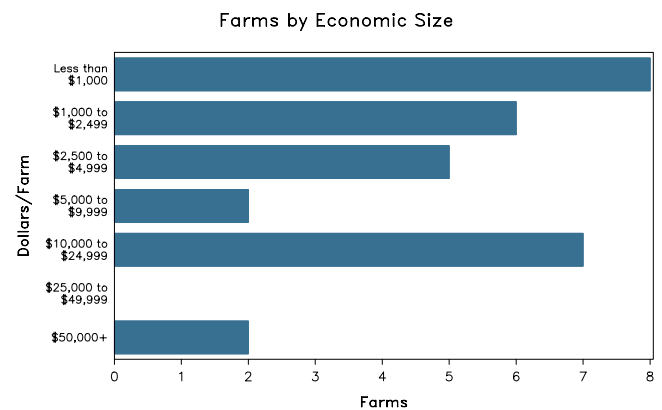
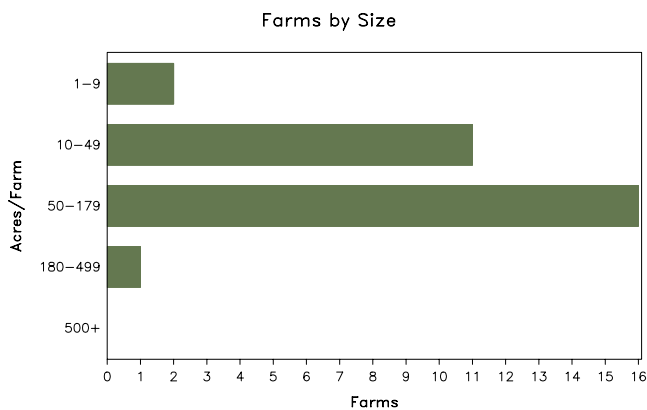
Randolph County – Alabama

Farms with American Indian or Alaska Native Operators Compared with All Farms

	American Indian or Alaska Native Operators ²	All Farms
Number of Farm Operators ¹	37	885
Number of Farms	30	610
Land in Farms	2,198 acres	114,717 acres
Average Size of Farm	73 acres	188 acres
Market Value of Products Sold	(D)	\$74,945,000
Crop Sales	\$67,000	\$897,000
Livestock Sales	(D)	\$74,048,000
Average Per Farm	(D)	\$122,861
Government Payments	\$5,000	\$153,000
Average Per Farm Receiving Payments	\$1,593	\$1,311

See footnotes on reverse page.

Farms with American Indian or Alaska Native Operators



2007 CENSUS OF AGRICULTURE

Randolph County – Alabama Farms with American Indian or Alaska Native Operators

Selected Highlights

Item	Farms	Quantity
MARKET VALUE OF AGRICULTURAL PRODUCTS SOLD (\$1,000)		
Total value of agricultural products sold	30	(D)
Value of crops including nursery and greenhouse	8	67
Value of livestock, poultry, and their products	12	(D)
VALUE OF SALES BY COMMODITY GROUP (\$1,000)		
Grains, oilseeds, dry beans, and dry peas	-	-
Tobacco	-	-
Cotton and cottonseed	-	-
Vegetables, melons, potatoes and sweet potatoes	2	(D)
Fruits, tree nuts, and berries	-	-
Nursery, greenhouse, floriculture, and sod	2	(D)
Cut Christmas trees and short rotation woody crops	1	(D)
Other crops and hay	5	43
Poultry and eggs	2	(D)
Cattle and calves	11	69
Milk and other dairy products from cows	-	-
Hogs and pigs	-	-
Sheep, goats, and their products	-	-
Horses, ponies, mules, burros, and donkeys	-	-
Aquaculture	-	-
Other animals and other animal products	-	-
TOP CROP ITEMS (acres)		
Forage - land used for all hay and haylage, grass silage, and greenchop	6	235
Cut Christmas trees	1	(D)
Floriculture crops, total	2	(D)
Other nursery crops	2	(D)
TOP LIVESTOCK INVENTORY ITEMS (number)		
Broilers and other meat-type chickens	2	(D)
Cattle and calves	13	158
Horses and ponies	8	57
Goats, all	1	(D)
Colonies of bees	1	(D)

Operator Characteristics

Item	Quantity
Primary occupation:	
Farming	22
Other	15
Days worked off farm:	
None	10
Any	27
Years on present farm:	
2 years or less	3
3 to 4 years	5
5 to 9 years	9
10 years or more	20
Age group:	
Under 45 years	11
45 to 64 years	23
65 years and over	3
Average age (years)	51.5

Economic Characteristics

Item	Quantity
Farms by value of sales:	
Less than \$1,000	11
\$1,000 to \$2,499	3
\$2,500 to \$4,999	5
\$5,000 to \$9,999	2
\$10,000 to \$49,999	7
\$50,000 to \$99,999	-
\$100,000 to \$249,999	1
\$250,000 to \$499,999	-
\$500,000 or more	1
Total farm production expenses (\$1,000)	1,539
Average per farm (\$)	51,303
Net cash farm income of operation (\$1,000)	216
Average per farm (\$)	7,195
Value of agricultural products sold directly to individuals for human consumption (\$1,000)	-
Total organic product sales (\$1,000)	-
Total income from farm-related sources, gross before taxes and expenses (\$1,000)	(D)

See "Census of Agriculture, Volume 1, Geographic Area Series" for complete footnotes, explanations, definitions, and methodology.

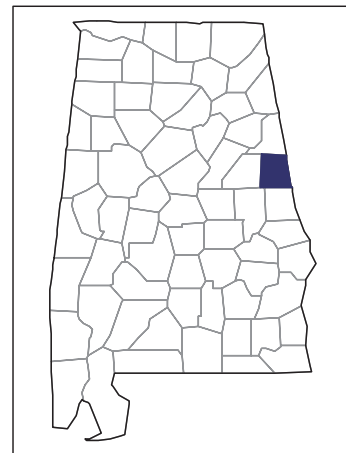
(D) Cannot be disclosed. (Z) Less than half of the unit shown.

¹ Data were collected for a maximum of three operators per farm. ² Operators reporting selected race alone or in combination with other races.

2007 CENSUS *OF* AGRICULTURE

Randolph County – Alabama

**Farms with Asian Operators
Compared with All Farms**



Data are not available at this geographic level for farms with Asian operators.



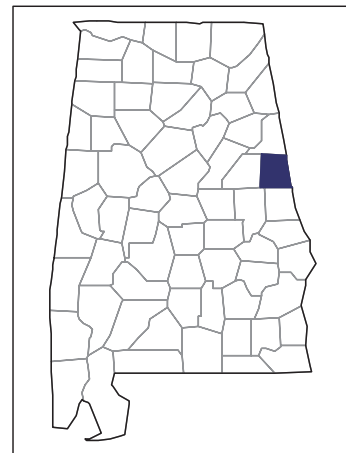
United States Department of Agriculture
National Agricultural Statistics Service

www.agcensus.usda.gov

2007 CENSUS OF AGRICULTURE

Randolph County – Alabama

Farms with Black or African American Operators Compared with All Farms



Data are not available at this geographic level for farms with Black or African American operators.



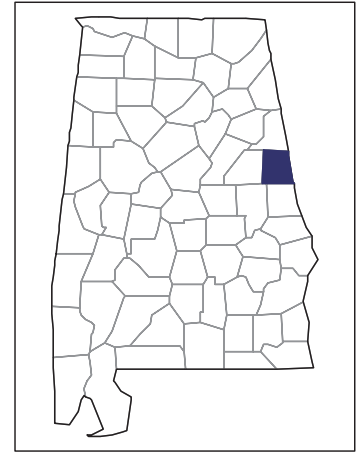
United States Department of Agriculture
National Agricultural Statistics Service

www.agcensus.usda.gov

2007 CENSUS *OF* AGRICULTURE

Randolph County – Alabama

Farms with Native Hawaiian or Other Pacific Islander Operators Compared with All Farms



Data are not available at this geographic level for farms with Native Hawaiian or Other Pacific Islander operators.



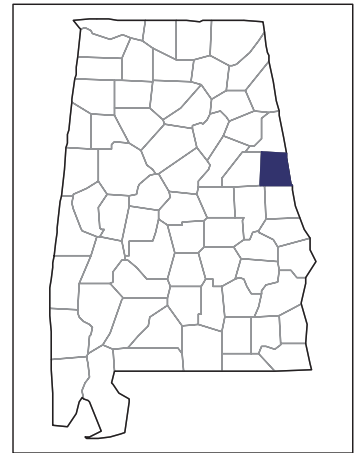
United States Department of Agriculture
National Agricultural Statistics Service

www.agcensus.usda.gov

2007 CENSUS OF AGRICULTURE

Randolph County – Alabama

Farms with White Operators Compared with All Farms



Data are not available at this geographic level for farms with White operators.



United States Department of Agriculture
National Agricultural Statistics Service

www.agcensus.usda.gov

