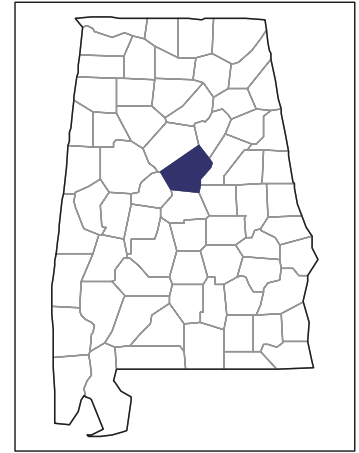


# 2007 CENSUS OF AGRICULTURE



## Shelby County – Alabama

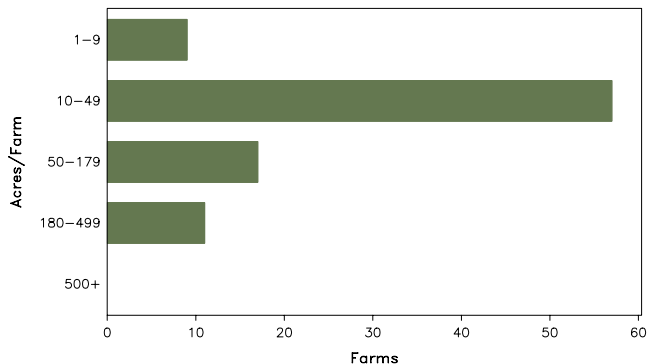
### Farms with Women Principal Operators Compared with All Farms

	Women Principal Operators	All Farms
<b>Number of Farms</b>	94	474
<b>Land in Farms</b>	5,960 acres	54,810 acres
<b>Average Size of Farm</b>	63 acres	116 acres
<b>Market Value of Products Sold</b>	\$2,151,000	\$9,764,000
Crop Sales	(D)	\$6,572,000
Livestock Sales	(D)	\$3,192,000
Average Per Farm	\$22,884	\$20,599
<b>Government Payments</b>	\$25,000	\$543,000
Average Per Farm Receiving Payments	\$3,576	\$8,491

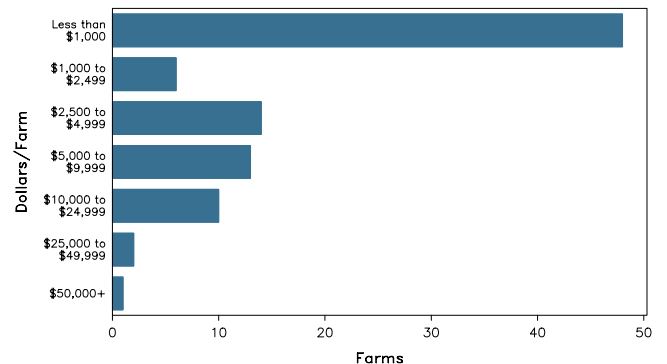
See footnotes on reverse page.

### Farms with Women Principal Operators

Farms by Size



Farms by Economic Size



# 2007 CENSUS OF AGRICULTURE

## Shelby County – Alabama Farms with Women Principal Operators

### Selected Highlights

Item	Farms	Quantity
<b>MARKET VALUE OF AGRICULTURAL PRODUCTS SOLD (\$1,000)</b>		
Total value of agricultural products sold	94	2,151
Value of crops including nursery and greenhouse	15	(D)
Value of livestock, poultry, and their products	41	(D)
<b>VALUE OF SALES BY COMMODITY GROUP (\$1,000)</b>		
Grains, oilseeds, dry beans, and dry peas	2	(D)
Tobacco	-	-
Cotton and cottonseed	-	-
Vegetables, melons, potatoes and sweet potatoes	-	-
Fruits, tree nuts, and berries	3	27
Nursery, greenhouse, floriculture, and sod	2	(D)
Cut Christmas trees and short rotation woody crops	-	-
Other crops and hay	10	31
Poultry and eggs	6	6
Cattle and calves	19	(D)
Milk and other dairy products from cows	-	-
Hogs and pigs	-	-
Sheep, goats, and their products	6	5
Horses, ponies, mules, burros, and donkeys	17	166
Aquaculture	-	-
Other animals and other animal products	3	2
<b>TOP CROP ITEMS (acres)</b>		
Forage - land used for all hay and haylage, grass silage, and greenchop	26	766
Field and grass seed crops, all	2	(D)
Pecans, all	1	(D)
Corn for silage or greenchop	1	(D)
Corn for grain	2	(D)
<b>TOP LIVESTOCK INVENTORY ITEMS (number)</b>		
Horses and ponies	60	715
Cattle and calves	26	459
Layers	16	227
Goats, all	10	101
Geese	5	(D)

### Operator Characteristics

Item	Quantity
Primary occupation:	
Farming	51
Other	43
Days worked off farm:	
None	46
Any	48
Years on present farm:	
2 years or less	8
3 to 4 years	7
5 to 9 years	24
10 years or more	55
Age group:	
Under 45 years	9
45 to 64 years	59
65 years and over	26
Average age of principal operator (years)	57.6

### Economic Characteristics

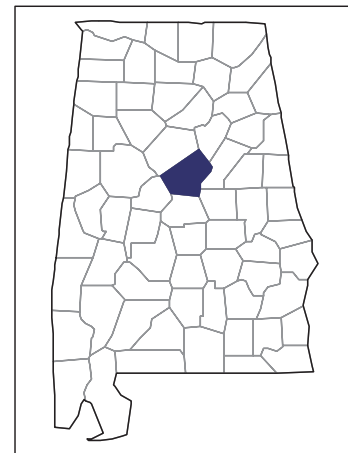
Item	Quantity
Farms by value of sales:	
Less than \$1,000	51
\$1,000 to \$2,499	6
\$2,500 to \$4,999	13
\$5,000 to \$9,999	12
\$10,000 to \$49,999	11
\$50,000 to \$99,999	-
\$100,000 to \$249,999	-
\$250,000 to \$499,999	-
\$500,000 or more	1
Total farm production expenses (\$1,000)	3,856
Average per farm (\$)	41,018
Net cash farm income of operation (\$1,000)	-884
Average per farm (\$)	-9,408
Value of agricultural products sold directly to individuals for human consumption (\$1,000)	7
Total organic product sales (\$1,000)	-
Total income from farm-related sources, gross before taxes and expenses (\$1,000)	795

See "Census of Agriculture, Volume 1, Geographic Area Series" for complete footnotes, explanations, definitions, and methodology.  
(D) Cannot be disclosed. (Z) Less than half of the unit shown.

# 2007 CENSUS *OF* AGRICULTURE

## Shelby County – Alabama

### Farms with Spanish, Hispanic, or Latino Operators Compared with All Farms



Data are not available at this geographic level for farms with Spanish, Hispanic, or Latino operators.



United States Department of Agriculture  
National Agricultural Statistics Service

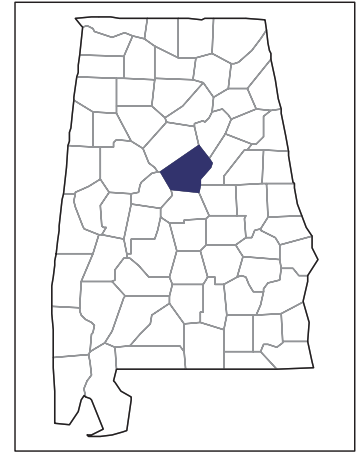
[www.agcensus.usda.gov](http://www.agcensus.usda.gov)



# 2007 CENSUS OF AGRICULTURE

## Shelby County – Alabama

### Farms with American Indian or Alaska Native Operators Compared with All Farms



Data are not available at this geographic level for farms with American Indian or Alaska Native operators.



United States Department of Agriculture  
National Agricultural Statistics Service

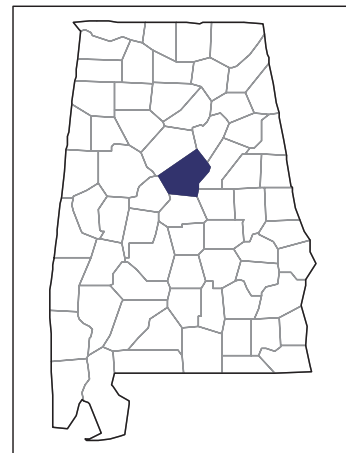
[www.agcensus.usda.gov](http://www.agcensus.usda.gov)



# 2007 CENSUS OF AGRICULTURE

**Shelby County – Alabama**

**Farms with Asian Operators  
Compared with All Farms**



**Data are not available at this geographic level for farms with Asian operators.**



United States Department of Agriculture  
National Agricultural Statistics Service

[www.agcensus.usda.gov](http://www.agcensus.usda.gov)

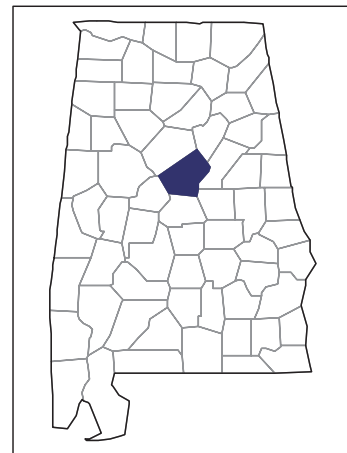




# 2007 CENSUS *OF* **AGRICULTURE**

## **Shelby County – Alabama**

### **Farms with Black or African American Operators Compared with All Farms**



**Data are not available at this geographic level for farms with Black or African American operators.**



United States Department of Agriculture  
National Agricultural Statistics Service

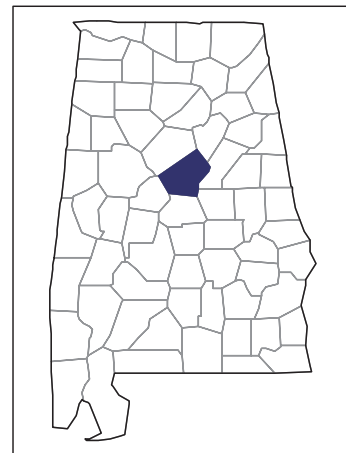
[www.agcensus.usda.gov](http://www.agcensus.usda.gov)



# 2007 CENSUS *OF* AGRICULTURE

## Shelby County – Alabama

### Farms with Native Hawaiian or Other Pacific Islander Operators Compared with All Farms



Data are not available at this geographic level for farms with Native Hawaiian or Other Pacific Islander operators.



United States Department of Agriculture  
National Agricultural Statistics Service

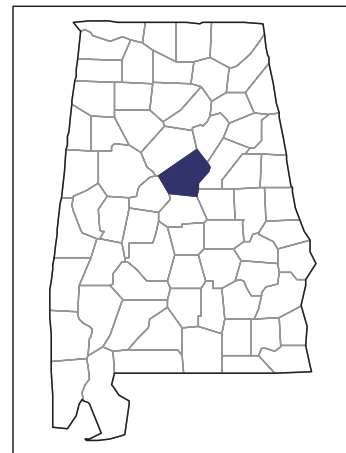
[www.agcensus.usda.gov](http://www.agcensus.usda.gov)



# 2007 CENSUS OF AGRICULTURE

**Shelby County – Alabama**

**Farms with White Operators  
Compared with All Farms**



**Data are not available at this geographic level for farms with White operators.**



United States Department of Agriculture  
National Agricultural Statistics Service

[www.agcensus.usda.gov](http://www.agcensus.usda.gov)

