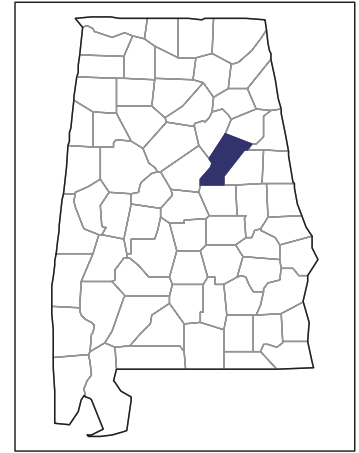


# 2007 CENSUS OF AGRICULTURE



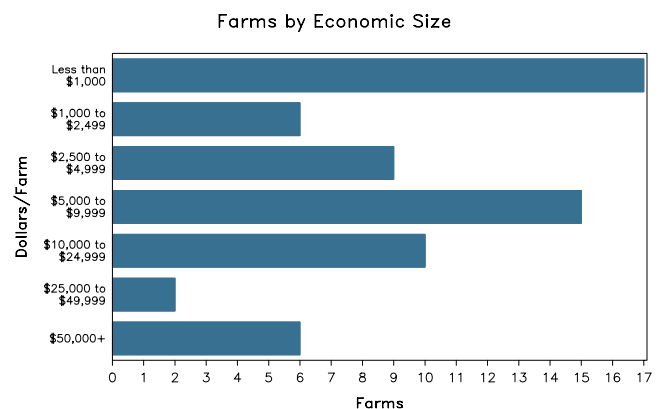
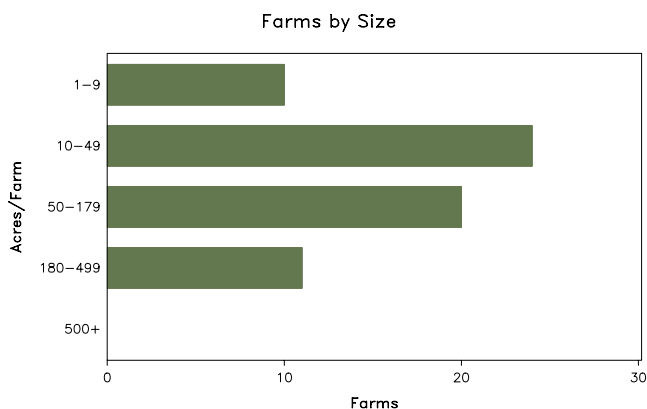
## Talladega County – Alabama

### Farms with Women Principal Operators Compared with All Farms

	Women Principal Operators	All Farms
<b>Number of Farms</b>	65	625
<b>Land in Farms</b>	5,444 acres	119,042 acres
<b>Average Size of Farm</b>	84 acres	190 acres
<b>Market Value of Products Sold</b>	\$2,500,000	\$28,384,000
Crop Sales	\$378,000	\$6,713,000
Livestock Sales	\$2,122,000	\$21,671,000
Average Per Farm	\$38,458	\$45,414
<b>Government Payments</b>	\$22,000	\$1,058,000
Average Per Farm Receiving Payments	\$1,542	\$6,914

See footnotes on reverse page.

### Farms with Women Principal Operators



# 2007 CENSUS OF AGRICULTURE

## Talladega County – Alabama Farms with Women Principal Operators

### Selected Highlights

Item	Farms	Quantity
<b>MARKET VALUE OF AGRICULTURAL PRODUCTS SOLD (\$1,000)</b>		
Total value of agricultural products sold	65	2,500
Value of crops including nursery and greenhouse	22	378
Value of livestock, poultry, and their products	37	2,122
<b>VALUE OF SALES BY COMMODITY GROUP (\$1,000)</b>		
Grains, oilseeds, dry beans, and dry peas	-	-
Tobacco	-	-
Cotton and cottonseed	-	-
Vegetables, melons, potatoes and sweet potatoes	4	8
Fruits, tree nuts, and berries	2	(D)
Nursery, greenhouse, floriculture, and sod	7	(D)
Cut Christmas trees and short rotation woody crops	2	(D)
Other crops and hay	11	(D)
Poultry and eggs	6	(D)
Cattle and calves	21	(D)
Milk and other dairy products from cows	-	-
Hogs and pigs	2	(D)
Sheep, goats, and their products	15	16
Horses, ponies, mules, burros, and donkeys	3	3
Aquaculture	-	-
Other animals and other animal products	1	(D)
<b>TOP CROP ITEMS (acres)</b>		
Forage - land used for all hay and haylage, grass silage, and greenchop	17	688
Grapes	2	(D)
Vegetables harvested for sale	4	4
Cut Christmas trees	2	(D)
Nursery stock	2	(D)
<b>TOP LIVESTOCK INVENTORY ITEMS (number)</b>		
Broilers and other meat-type chickens	1	(D)
Cattle and calves	26	667
Goats, all	15	506
Pullets for laying flock replacement	3	210
Hogs and pigs	2	(D)

### Operator Characteristics

Item	Quantity
Primary occupation:	
Farming	42
Other	23
Days worked off farm:	
None	31
Any	34
Years on present farm:	
2 years or less	11
3 to 4 years	2
5 to 9 years	11
10 years or more	41
Age group:	
Under 45 years	12
45 to 64 years	30
65 years and over	23
Average age of principal operator (years)	58.4

### Economic Characteristics

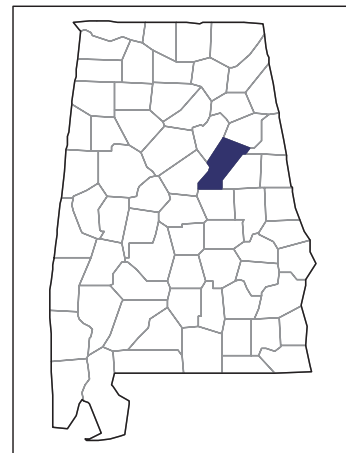
Item	Quantity
Farms by value of sales:	
Less than \$1,000	22
\$1,000 to \$2,499	4
\$2,500 to \$4,999	8
\$5,000 to \$9,999	13
\$10,000 to \$49,999	12
\$50,000 to \$99,999	3
\$100,000 to \$249,999	2
\$250,000 to \$499,999	-
\$500,000 or more	1
Total farm production expenses (\$1,000)	2,323
Average per farm (\$)	35,741
Net cash farm income of operation (\$1,000)	311
Average per farm (\$)	4,777
Value of agricultural products sold directly to individuals for human consumption (\$1,000)	31
Total organic product sales (\$1,000)	-
Total income from farm-related sources, gross before taxes and expenses (\$1,000)	112

See "Census of Agriculture, Volume 1, Geographic Area Series" for complete footnotes, explanations, definitions, and methodology.  
(D) Cannot be disclosed. (Z) Less than half of the unit shown.

# 2007 CENSUS OF AGRICULTURE

## Talladega County – Alabama

### Farms with Spanish, Hispanic, or Latino Operators Compared with All Farms



Data are not available at this geographic level for farms with Spanish, Hispanic, or Latino operators.



United States Department of Agriculture  
National Agricultural Statistics Service

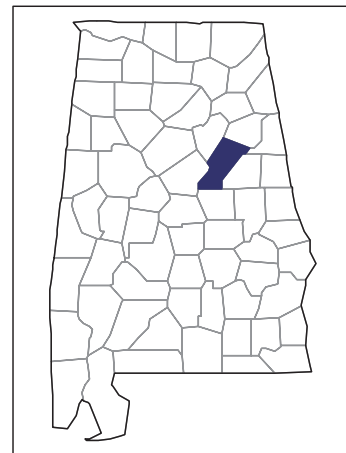
[www.agcensus.usda.gov](http://www.agcensus.usda.gov)



# 2007 CENSUS OF AGRICULTURE

## Talladega County – Alabama

### Farms with American Indian or Alaska Native Operators Compared with All Farms



Data are not available at this geographic level for farms with American Indian or Alaska Native operators.



United States Department of Agriculture  
National Agricultural Statistics Service

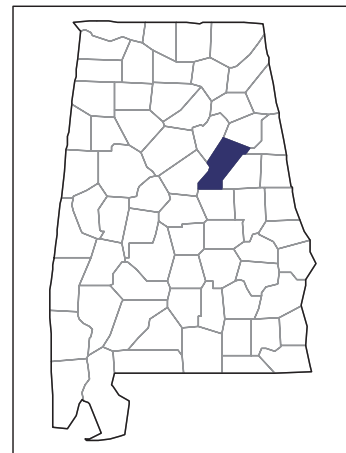
[www.agcensus.usda.gov](http://www.agcensus.usda.gov)



# 2007 CENSUS OF AGRICULTURE

**Talladega County – Alabama**

**Farms with Asian Operators  
Compared with All Farms**



**Data are not available at this geographic level for farms with Asian operators.**



United States Department of Agriculture  
National Agricultural Statistics Service

[www.agcensus.usda.gov](http://www.agcensus.usda.gov)

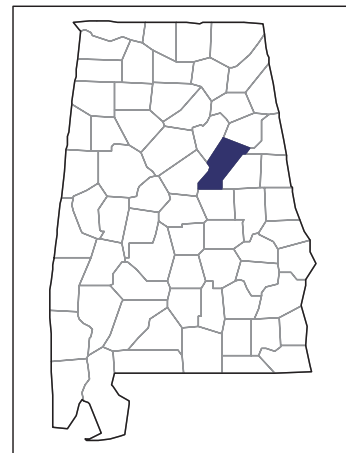




# 2007 CENSUS *OF* AGRICULTURE

## Talladega County – Alabama

### Farms with Black or African American Operators Compared with All Farms



Data are not available at this geographic level for farms with Black or African American operators.



United States Department of Agriculture  
National Agricultural Statistics Service

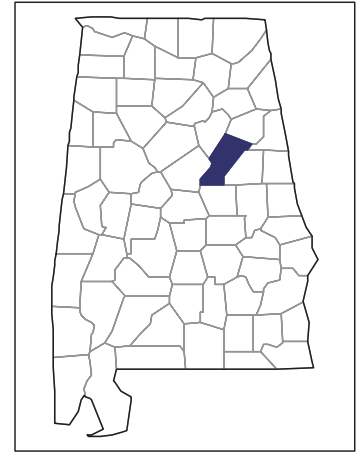
[www.agcensus.usda.gov](http://www.agcensus.usda.gov)



# 2007 CENSUS *OF* AGRICULTURE

## Talladega County – Alabama

### Farms with Native Hawaiian or Other Pacific Islander Operators Compared with All Farms



Data are not available at this geographic level for farms with Native Hawaiian or Other Pacific Islander operators.



United States Department of Agriculture  
National Agricultural Statistics Service

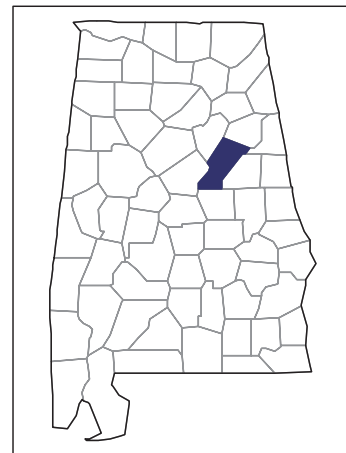
[www.agcensus.usda.gov](http://www.agcensus.usda.gov)



# 2007 CENSUS *OF* AGRICULTURE

**Talladega County – Alabama**

**Farms with White Operators  
Compared with All Farms**



**Data are not available at this geographic level for farms with White operators.**



United States Department of Agriculture  
National Agricultural Statistics Service

[www.agcensus.usda.gov](http://www.agcensus.usda.gov)

