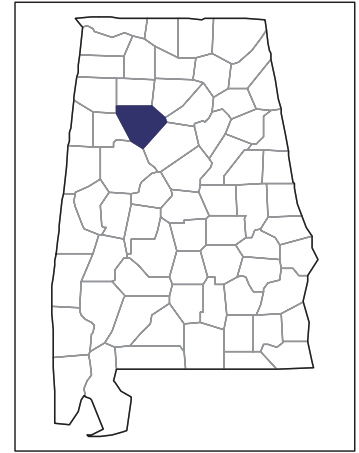


# 2007 CENSUS OF AGRICULTURE



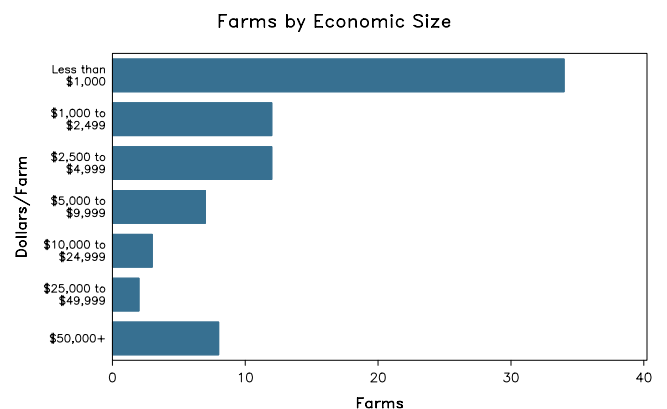
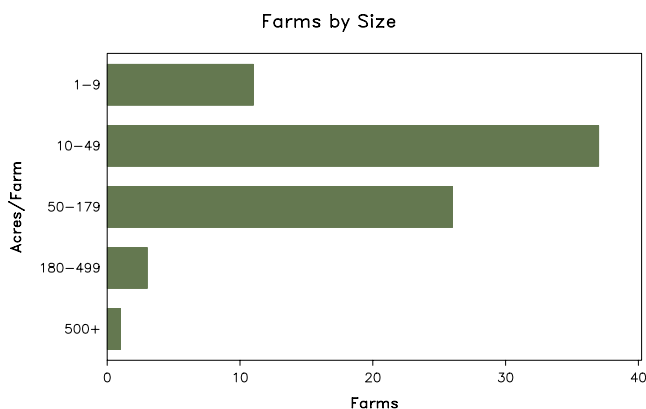
## Walker County – Alabama

### Farms with Women Principal Operators Compared with All Farms

	Women Principal Operators	All Farms
<b>Number of Farms</b>	78	629
<b>Land in Farms</b>	4,500 acres	70,382 acres
<b>Average Size of Farm</b>	58 acres	112 acres
<b>Market Value of Products Sold</b>	\$5,793,000	\$52,562,000
Crop Sales	\$100,000	\$2,764,000
Livestock Sales	\$5,693,000	\$49,798,000
Average Per Farm	\$74,269	\$83,564
<b>Government Payments</b>	\$2,000	\$95,000
Average Per Farm Receiving Payments	\$289	\$1,609

See footnotes on reverse page.

### Farms with Women Principal Operators



# 2007 CENSUS OF AGRICULTURE

## Walker County – Alabama Farms with Women Principal Operators

### Selected Highlights

Item	Farms	Quantity
<b>MARKET VALUE OF AGRICULTURAL PRODUCTS SOLD (\$1,000)</b>		
Total value of agricultural products sold	78	5,793
Value of crops including nursery and greenhouse	11	100
Value of livestock, poultry, and their products	49	5,693
<b>VALUE OF SALES BY COMMODITY GROUP (\$1,000)</b>		
Grains, oilseeds, dry beans, and dry peas	-	-
Tobacco	-	-
Cotton and cottonseed	-	-
Vegetables, melons, potatoes and sweet potatoes	2	(D)
Fruits, tree nuts, and berries	-	-
Nursery, greenhouse, floriculture, and sod	-	-
Cut Christmas trees and short rotation woody crops	-	-
Other crops and hay	9	(D)
Poultry and eggs	10	(D)
Cattle and calves	17	185
Milk and other dairy products from cows	-	-
Hogs and pigs	3	(D)
Sheep, goats, and their products	14	5
Horses, ponies, mules, burros, and donkeys	20	36
Aquaculture	-	-
Other animals and other animal products	-	-
<b>TOP CROP ITEMS (acres)</b>		
Forage - land used for all hay and haylage, grass silage, and greenchop	25	618
Vegetables harvested for sale	2	(D)
Peas, green southern (cowpeas) - blackeyed, crowder, etc.	2	(D)
Squash, all	2	(D)
Sweet corn	2	(D)
<b>TOP LIVESTOCK INVENTORY ITEMS (number)</b>		
Broilers and other meat-type chickens	5	256,800
Pullets for laying flock replacement	1	(D)
Cattle and calves	25	421
Horses and ponies	52	329
Goats, all	17	157

### Operator Characteristics

Item	Quantity
Primary occupation:	
Farming	45
Other	33
Days worked off farm:	
None	38
Any	40
Years on present farm:	
2 years or less	12
3 to 4 years	15
5 to 9 years	24
10 years or more	27
Age group:	
Under 45 years	24
45 to 64 years	42
65 years and over	12
Average age of principal operator (years)	51.7

### Economic Characteristics

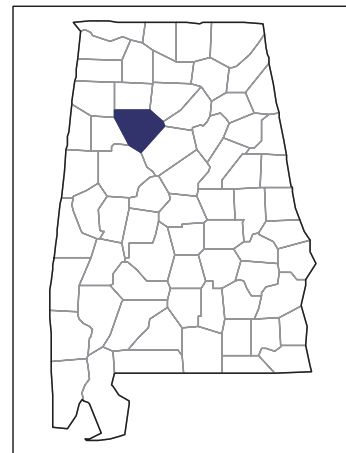
Item	Quantity
Farms by value of sales:	
Less than \$1,000	34
\$1,000 to \$2,499	12
\$2,500 to \$4,999	12
\$5,000 to \$9,999	7
\$10,000 to \$49,999	5
\$50,000 to \$99,999	-
\$100,000 to \$249,999	-
\$250,000 to \$499,999	4
\$500,000 or more	4
Total farm production expenses (\$1,000)	4,944
Average per farm (\$)	63,387
Net cash farm income of operation (\$1,000)	913
Average per farm (\$)	11,703
Value of agricultural products sold directly to individuals for human consumption (\$1,000)	6
Total organic product sales (\$1,000)	-
Total income from farm-related sources, gross before taxes and expenses (\$1,000)	62

See "Census of Agriculture, Volume 1, Geographic Area Series" for complete footnotes, explanations, definitions, and methodology.  
(D) Cannot be disclosed. (Z) Less than half of the unit shown.

# 2007 CENSUS OF AGRICULTURE

## Walker County – Alabama

### Farms with Spanish, Hispanic, or Latino Operators Compared with All Farms



Data are not available at this geographic level for farms with Spanish, Hispanic, or Latino operators.



United States Department of Agriculture  
National Agricultural Statistics Service

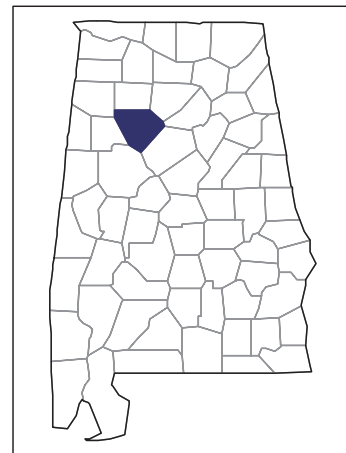
[www.agcensus.usda.gov](http://www.agcensus.usda.gov)



# 2007 CENSUS *OF* AGRICULTURE

## Walker County – Alabama

### Farms with American Indian or Alaska Native Operators Compared with All Farms



Data are not available at this geographic level for farms with American Indian or Alaska Native operators.



United States Department of Agriculture  
National Agricultural Statistics Service

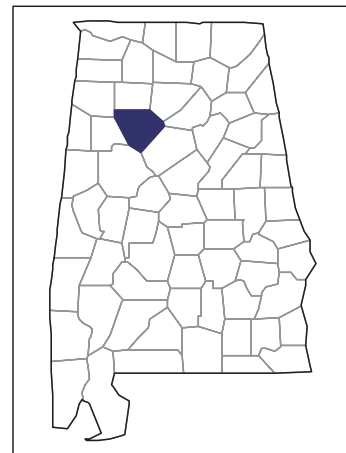
[www.agcensus.usda.gov](http://www.agcensus.usda.gov)



# 2007 CENSUS OF AGRICULTURE

**Walker County – Alabama**

**Farms with Asian Operators  
Compared with All Farms**



**Data are not available at this geographic level for farms with Asian operators.**



United States Department of Agriculture  
National Agricultural Statistics Service

[www.agcensus.usda.gov](http://www.agcensus.usda.gov)

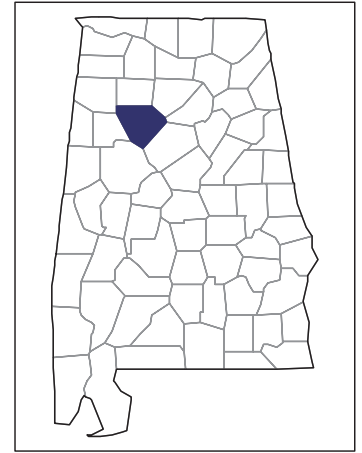




# 2007 CENSUS OF AGRICULTURE

## Walker County – Alabama

### Farms with Black or African American Operators Compared with All Farms



Data are not available at this geographic level for farms with Black or African American operators.



United States Department of Agriculture  
National Agricultural Statistics Service

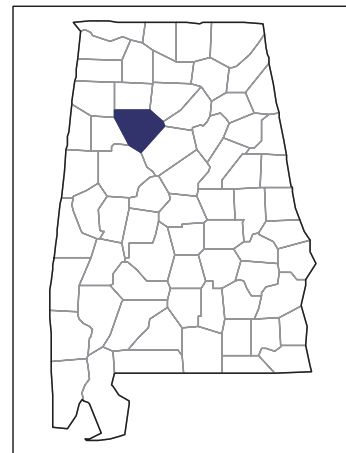
[www.agcensus.usda.gov](http://www.agcensus.usda.gov)



# 2007 CENSUS *OF* AGRICULTURE

## Walker County – Alabama

### Farms with Native Hawaiian or Other Pacific Islander Operators Compared with All Farms



Data are not available at this geographic level for farms with Native Hawaiian or Other Pacific Islander operators.



United States Department of Agriculture  
National Agricultural Statistics Service

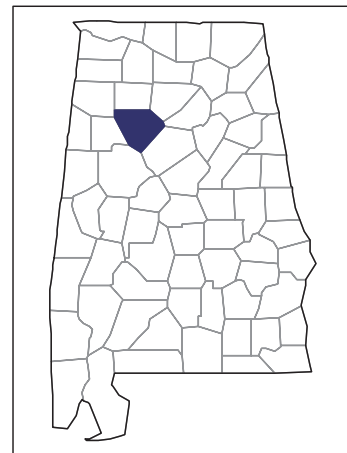
[www.agcensus.usda.gov](http://www.agcensus.usda.gov)



# 2007 CENSUS *OF* AGRICULTURE

**Walker County – Alabama**

**Farms with White Operators  
Compared with All Farms**



**Data are not available at this geographic level for farms with White operators.**



United States Department of Agriculture  
National Agricultural Statistics Service

[www.agcensus.usda.gov](http://www.agcensus.usda.gov)

