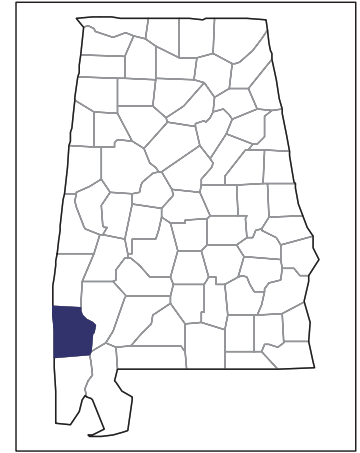


2007 CENSUS OF AGRICULTURE



Washington County – Alabama

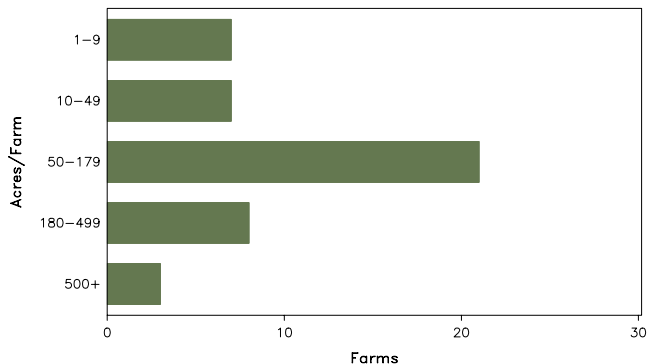
Farms with Women Principal Operators Compared with All Farms

	Women Principal Operators	All Farms
Number of Farms	46	473
Land in Farms	6,485 acres	83,610 acres
Average Size of Farm	141 acres	177 acres
Market Value of Products Sold	\$4,331,000	\$30,780,000
Crop Sales	\$134,000	\$2,587,000
Livestock Sales	\$4,196,000	\$28,194,000
Average Per Farm	\$94,141	\$65,074
Government Payments	\$32,000	\$342,000
Average Per Farm Receiving Payments	\$1,857	\$3,531

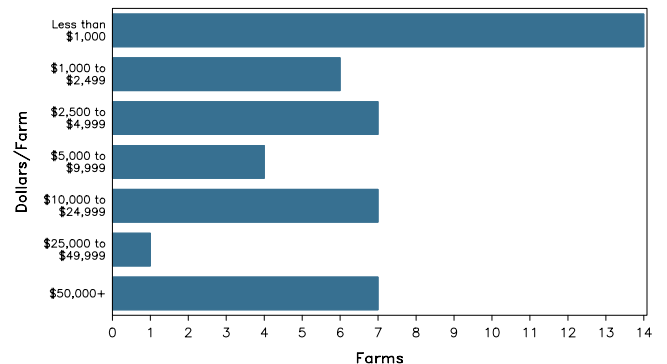
See footnotes on reverse page.

Farms with Women Principal Operators

Farms by Size



Farms by Economic Size



2007 CENSUS OF AGRICULTURE

Washington County – Alabama Farms with Women Principal Operators

Selected Highlights

Item	Farms	Quantity
MARKET VALUE OF AGRICULTURAL PRODUCTS SOLD (\$1,000)		
Total value of agricultural products sold	46	4,331
Value of crops including nursery and greenhouse	10	134
Value of livestock, poultry, and their products	16	4,196
VALUE OF SALES BY COMMODITY GROUP (\$1,000)		
Grains, oilseeds, dry beans, and dry peas	-	-
Tobacco	-	-
Cotton and cottonseed	-	-
Vegetables, melons, potatoes and sweet potatoes	1	(D)
Fruits, tree nuts, and berries	4	(D)
Nursery, greenhouse, floriculture, and sod	-	-
Cut Christmas trees and short rotation woody crops	-	-
Other crops and hay	7	(D)
Poultry and eggs	7	4,070
Cattle and calves	12	(D)
Milk and other dairy products from cows	-	-
Hogs and pigs	2	(D)
Sheep, goats, and their products	1	(D)
Horses, ponies, mules, burros, and donkeys	-	-
Aquaculture	-	-
Other animals and other animal products	-	-
TOP CROP ITEMS (acres)		
Forage - land used for all hay and haylage, grass silage, and greenchop	14	457
Land in berries	2	(D)
Pecans, all	3	10
Vegetables harvested for sale	1	(D)
Watermelons	1	(D)
TOP LIVESTOCK INVENTORY ITEMS (number)		
Broilers and other meat-type chickens	3	249,000
Pullets for laying flock replacement	1	(D)
Layers	3	24,729
Hogs and pigs	2	(D)
Cattle and calves	16	478

Operator Characteristics

Item	Quantity
Primary occupation:	
Farming	19
Other	27
Days worked off farm:	
None	24
Any	22
Years on present farm:	
2 years or less	1
3 to 4 years	2
5 to 9 years	14
10 years or more	29
Age group:	
Under 45 years	2
45 to 64 years	24
65 years and over	20
Average age of principal operator (years)	66.2

Economic Characteristics

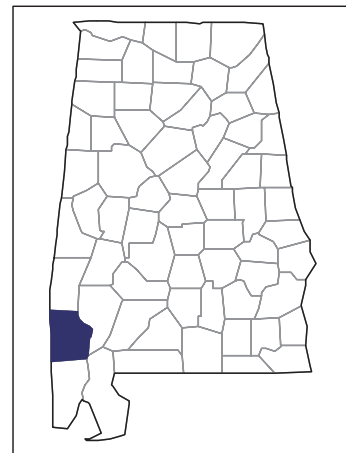
Item	Quantity
Farms by value of sales:	
Less than \$1,000	24
\$1,000 to \$2,499	2
\$2,500 to \$4,999	2
\$5,000 to \$9,999	3
\$10,000 to \$49,999	8
\$50,000 to \$99,999	-
\$100,000 to \$249,999	2
\$250,000 to \$499,999	4
\$500,000 or more	1
Total farm production expenses (\$1,000)	3,697
Average per farm (\$)	80,376
Net cash farm income of operation (\$1,000)	751
Average per farm (\$)	16,328
Value of agricultural products sold directly to individuals for human consumption (\$1,000)	-
Total organic product sales (\$1,000)	-
Total income from farm-related sources, gross before taxes and expenses (\$1,000)	86

See "Census of Agriculture, Volume 1, Geographic Area Series" for complete footnotes, explanations, definitions, and methodology.
(D) Cannot be disclosed. (Z) Less than half of the unit shown.

2007 CENSUS *OF* AGRICULTURE

Washington County – Alabama

Farms with Spanish, Hispanic, or Latino Operators Compared with All Farms



Data are not available at this geographic level for farms with Spanish, Hispanic, or Latino operators.



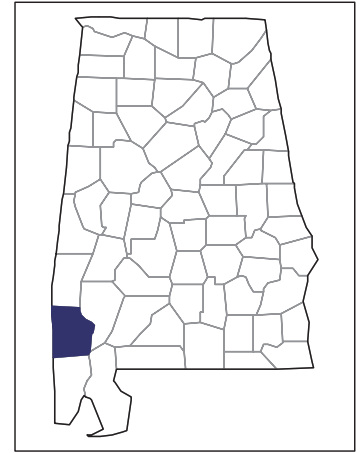
United States Department of Agriculture
National Agricultural Statistics Service

www.agcensus.usda.gov

2007 CENSUS *OF* AGRICULTURE

Washington County – Alabama

Farms with American Indian or Alaska Native Operators Compared with All Farms



Data are not available at this geographic level for farms with American Indian or Alaska Native operators.



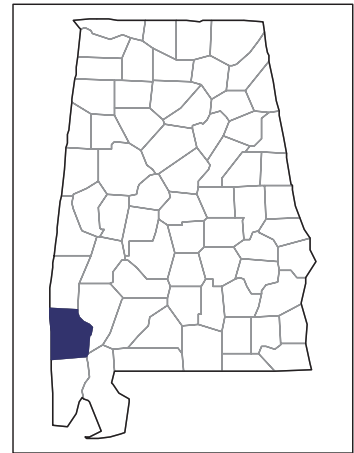
United States Department of Agriculture
National Agricultural Statistics Service

www.agcensus.usda.gov

2007 CENSUS *OF* AGRICULTURE

Washington County – Alabama

Farms with Asian Operators Compared with All Farms



Data are not available at this geographic level for farms with Asian operators.



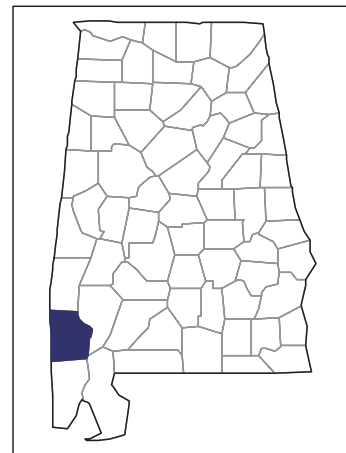
United States Department of Agriculture
National Agricultural Statistics Service

www.agcensus.usda.gov

2007 CENSUS *OF* AGRICULTURE

Washington County – Alabama

Farms with Black or African American Operators Compared with All Farms



Data are not available at this geographic level for farms with Black or African American operators.



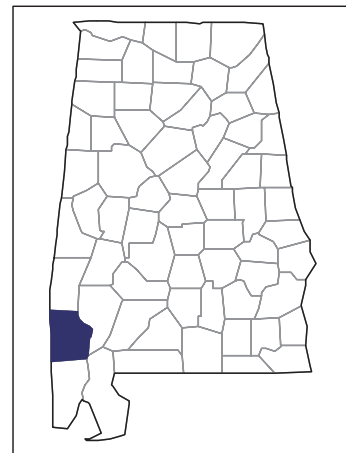
United States Department of Agriculture
National Agricultural Statistics Service

www.agcensus.usda.gov

2007 CENSUS *OF* AGRICULTURE

Washington County – Alabama

Farms with Native Hawaiian or Other Pacific Islander Operators Compared with All Farms



Data are not available at this geographic level for farms with Native Hawaiian or Other Pacific Islander operators.



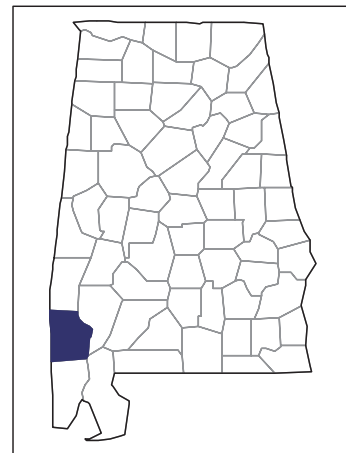
United States Department of Agriculture
National Agricultural Statistics Service

www.agcensus.usda.gov

2007 CENSUS *OF* AGRICULTURE

Washington County – Alabama

Farms with White Operators Compared with All Farms



Data are not available at this geographic level for farms with White operators.



United States Department of Agriculture
National Agricultural Statistics Service

www.agcensus.usda.gov

