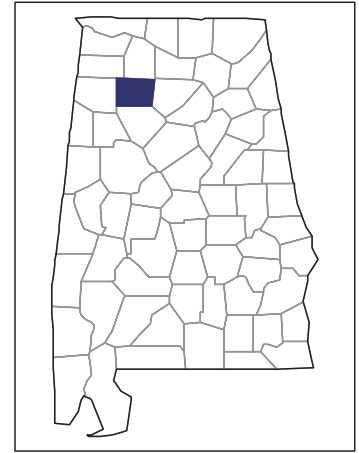


2007 CENSUS OF AGRICULTURE



Winston County – Alabama

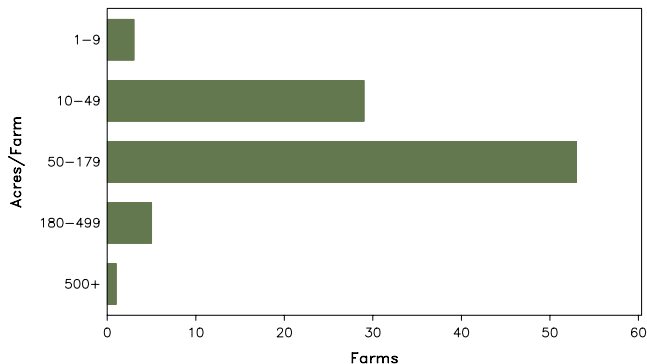
Farms with Women Principal Operators Compared with All Farms

	Women Principal Operators	All Farms
Number of Farms	91	626
Land in Farms	7,904 acres	64,541 acres
Average Size of Farm	87 acres	103 acres
Market Value of Products Sold	\$17,288,000	\$65,480,000
Crop Sales	\$85,000	\$1,156,000
Livestock Sales	\$17,203,000	\$64,325,000
Average Per Farm	\$189,973	\$104,601
Government Payments	\$8,000	\$144,000
Average Per Farm Receiving Payments	\$845	\$1,845

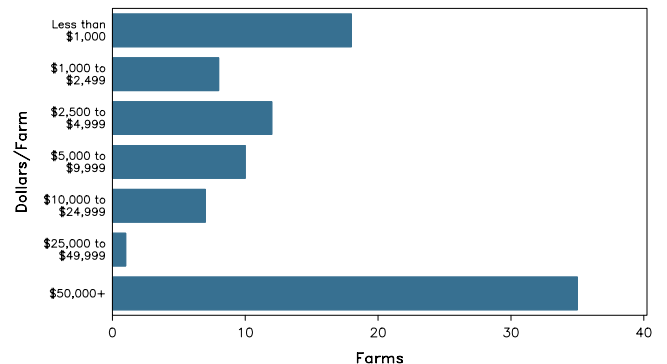
See footnotes on reverse page.

Farms with Women Principal Operators

Farms by Size



Farms by Economic Size



2007 CENSUS OF AGRICULTURE

Winston County – Alabama Farms with Women Principal Operators

Selected Highlights

Item	Farms	Quantity
MARKET VALUE OF AGRICULTURAL PRODUCTS SOLD (\$1,000)		
Total value of agricultural products sold	91	17,288
Value of crops including nursery and greenhouse	10	85
Value of livestock, poultry, and their products	81	17,203
VALUE OF SALES BY COMMODITY GROUP (\$1,000)		
Grains, oilseeds, dry beans, and dry peas	-	-
Tobacco	-	-
Cotton and cottonseed	-	-
Vegetables, melons, potatoes and sweet potatoes	-	-
Fruits, tree nuts, and berries	-	-
Nursery, greenhouse, floriculture, and sod	1	(D)
Cut Christmas trees and short rotation woody crops	-	-
Other crops and hay	9	(D)
Poultry and eggs	36	(D)
Cattle and calves	44	350
Milk and other dairy products from cows	-	-
Hogs and pigs	-	-
Sheep, goats, and their products	13	(D)
Horses, ponies, mules, burros, and donkeys	11	43
Aquaculture	-	-
Other animals and other animal products	1	(D)
TOP CROP ITEMS (acres)		
Forage - land used for all hay and haylage, grass silage, and greenchop	34	1,364
Other nursery crops	1	(D)
TOP LIVESTOCK INVENTORY ITEMS (number)		
Broilers and other meat-type chickens	24	875,778
Layers	6	91,503
Pullets for laying flock replacement	1	(D)
Cattle and calves	54	1,354
Horses and ponies	22	604

Operator Characteristics

Item	Quantity
Primary occupation:	
Farming	49
Other	42
Days worked off farm:	
None	52
Any	39
Years on present farm:	
2 years or less	2
3 to 4 years	2
5 to 9 years	15
10 years or more	72
Age group:	
Under 45 years	14
45 to 64 years	49
65 years and over	28
Average age of principal operator (years)	57.4

Economic Characteristics

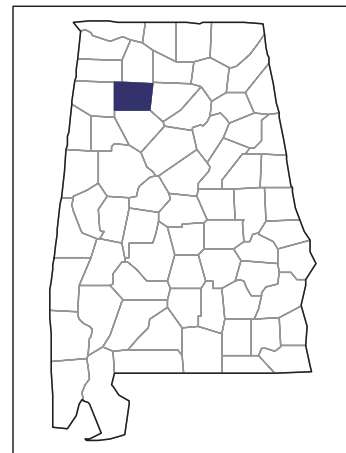
Item	Quantity
Farms by value of sales:	
Less than \$1,000	18
\$1,000 to \$2,499	8
\$2,500 to \$4,999	13
\$5,000 to \$9,999	10
\$10,000 to \$49,999	7
\$50,000 to \$99,999	1
\$100,000 to \$249,999	2
\$250,000 to \$499,999	21
\$500,000 or more	11
Total farm production expenses (\$1,000)	14,052
Average per farm (\$)	154,420
Net cash farm income of operation (\$1,000)	3,306
Average per farm (\$)	36,325
Value of agricultural products sold directly to individuals for human consumption (\$1,000)	-
Total organic product sales (\$1,000)	-
Total income from farm-related sources, gross before taxes and expenses (\$1,000)	63

See "Census of Agriculture, Volume 1, Geographic Area Series" for complete footnotes, explanations, definitions, and methodology.
(D) Cannot be disclosed. (Z) Less than half of the unit shown.

2007 CENSUS *OF* AGRICULTURE

Winston County – Alabama

Farms with Spanish, Hispanic, or Latino Operators Compared with All Farms



Data are not available at this geographic level for farms with Spanish, Hispanic, or Latino operators.



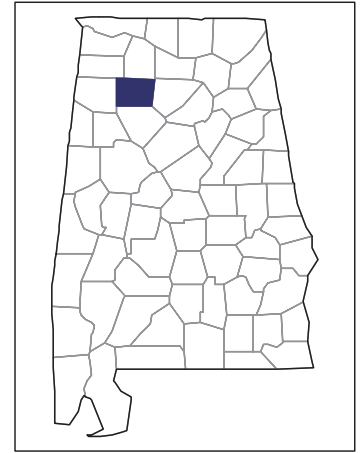
United States Department of Agriculture
National Agricultural Statistics Service

www.agcensus.usda.gov

2007 CENSUS OF AGRICULTURE

Winston County – Alabama

Farms with American Indian or Alaska Native Operators Compared with All Farms



Data are not available at this geographic level for farms with American Indian or Alaska Native operators.



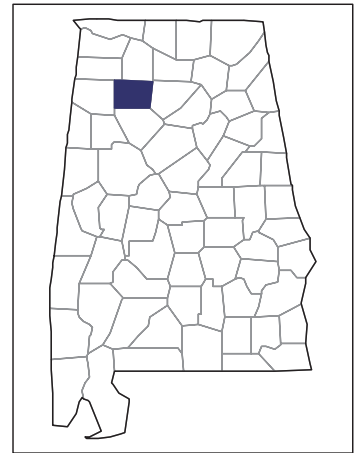
United States Department of Agriculture
National Agricultural Statistics Service

www.agcensus.usda.gov

2007 CENSUS *OF* AGRICULTURE

Winston County – Alabama

**Farms with Asian Operators
Compared with All Farms**



Data are not available at this geographic level for farms with Asian operators.



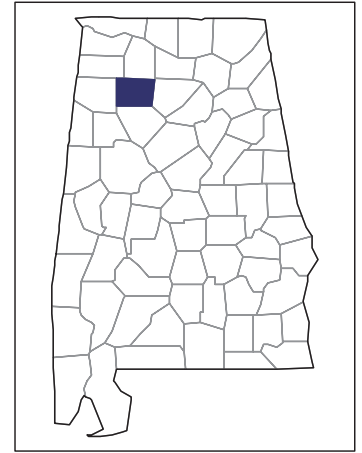
United States Department of Agriculture
National Agricultural Statistics Service

www.agcensus.usda.gov

2007 CENSUS *OF* AGRICULTURE

Winston County – Alabama

Farms with Black or African American Operators Compared with All Farms



Data are not available at this geographic level for farms with Black or African American operators.



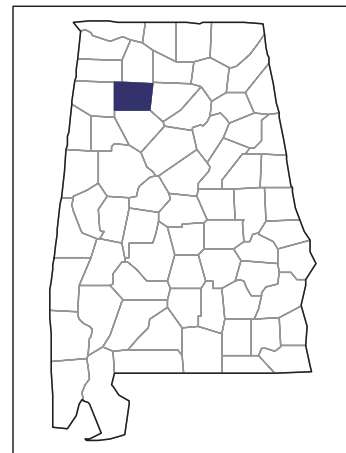
United States Department of Agriculture
National Agricultural Statistics Service

www.agcensus.usda.gov

2007 CENSUS OF AGRICULTURE

Winston County – Alabama

Farms with Native Hawaiian or Other Pacific Islander Operators Compared with All Farms



Data are not available at this geographic level for farms with Native Hawaiian or Other Pacific Islander operators.



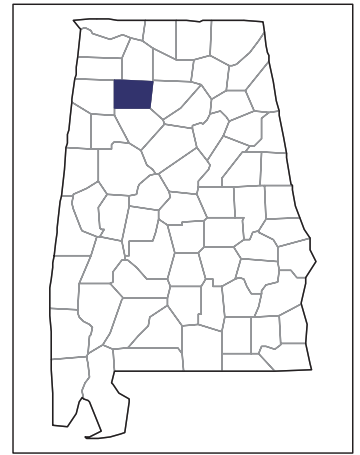
United States Department of Agriculture
National Agricultural Statistics Service

www.agcensus.usda.gov

2007 CENSUS OF AGRICULTURE

Winston County – Alabama

Farms with White Operators Compared with All Farms



Data are not available at this geographic level for farms with White operators.



United States Department of Agriculture
National Agricultural Statistics Service

www.agcensus.usda.gov

