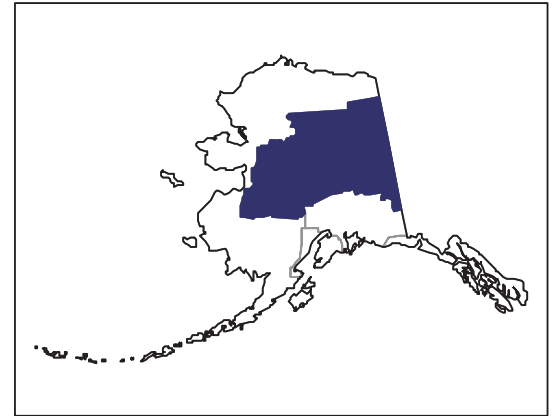


2007 CENSUS OF AGRICULTURE



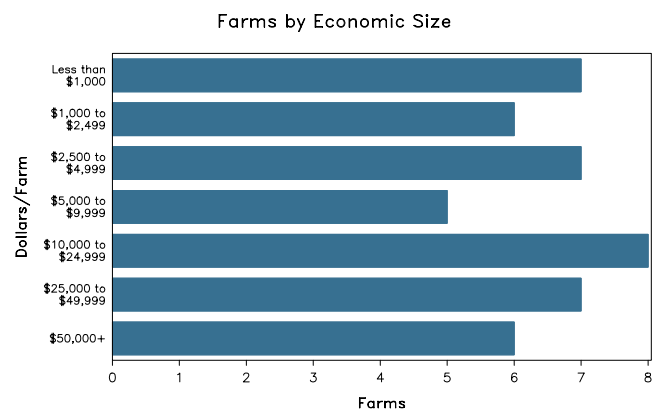
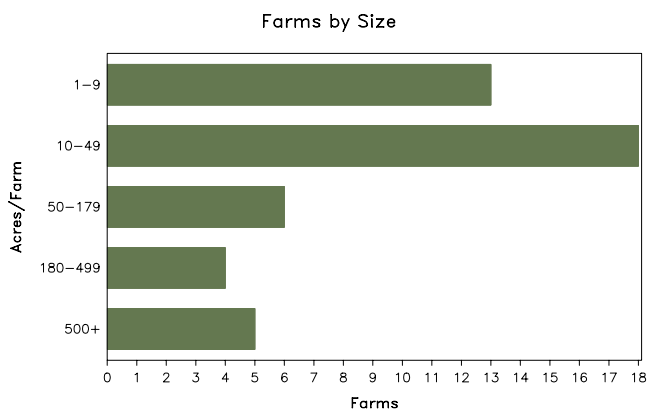
Fairbanks Area – Alaska

Farms with Women Principal Operators Compared with All Farms

	Women Principal Operators	All Farms
Number of Farms	46	212
Land in Farms	(D)	110,780 acres
Average Size of Farm	(D)	523 acres
Market Value of Products Sold	\$1,677,000	\$7,075,000
Crop Sales	\$1,513,000	\$5,889,000
Livestock Sales	\$164,000	\$1,187,000
Average Per Farm	\$36,449	\$33,375
Government Payments	\$130,000	\$1,356,000
Average Per Farm Receiving Payments	\$18,638	\$27,129

See footnotes on reverse page.

Farms with Women Principal Operators



United States Department of Agriculture
National Agricultural Statistics Service

www.agcensus.usda.gov

2007 CENSUS OF AGRICULTURE

Fairbanks Area – Alaska Farms with Women Principal Operators

Selected Highlights

Item	Farms	Quantity
MARKET VALUE OF AGRICULTURAL PRODUCTS SOLD (\$1,000)		
Total value of agricultural products sold	46	1,677
Value of crops including nursery and greenhouse	22	1,513
Value of livestock, poultry, and their products	21	164
VALUE OF SALES BY COMMODITY GROUP (\$1,000)		
Grains, oilseeds, dry beans, and dry peas	-	-
Tobacco	-	-
Cotton and cottonseed	-	-
Vegetables, melons, potatoes and sweet potatoes	9	141
Fruits, tree nuts, and berries	6	(D)
Nursery, greenhouse, floriculture, and sod	13	1,316
Cut Christmas trees and short rotation woody crops	-	-
Other crops and hay	5	(D)
Poultry and eggs	8	11
Cattle and calves	6	(D)
Milk and other dairy products from cows	-	-
Hogs and pigs	2	(D)
Sheep, goats, and their products	4	(D)
Horses, ponies, mules, burros, and donkeys	8	55
Aquaculture	-	-
Other animals and other animal products	3	(D)
TOP CROP ITEMS (acres)		
Forage - land used for all hay and haylage, grass silage, and greenchop	7	227
Vegetables harvested for sale	9	15
Land in berries	6	4
Floriculture crops, total	5	3
Potatoes	4	2
TOP LIVESTOCK INVENTORY ITEMS (number)		
Horses and ponies	13	142
Layers	6	82
Sheep and lambs	5	48
Cattle and calves	6	46
Hogs and pigs	1	(D)

Operator Characteristics

Item	Quantity
Primary occupation:	
Farming	31
Other	15
Days worked off farm:	
None	16
Any	30
Years on present farm:	
2 years or less	4
3 to 4 years	3
5 to 9 years	6
10 years or more	33
Age group:	
Under 45 years	13
45 to 64 years	27
65 years and over	6
Average age of principal operator (years)	52.5

Economic Characteristics

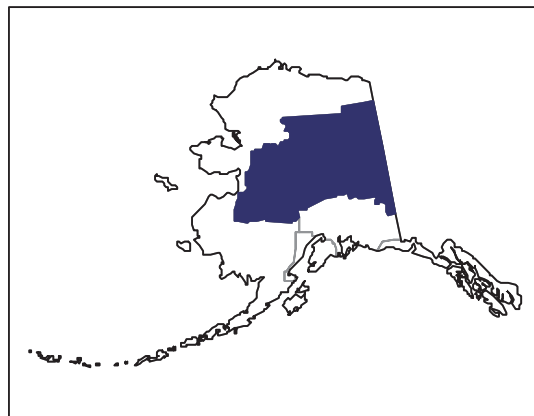
Item	Quantity
Farms by value of sales:	
Less than \$1,000	11
\$1,000 to \$2,499	7
\$2,500 to \$4,999	7
\$5,000 to \$9,999	5
\$10,000 to \$49,999	10
\$50,000 to \$99,999	3
\$100,000 to \$249,999	-
\$250,000 to \$499,999	2
\$500,000 or more	1
Total farm production expenses (\$1,000)	1,861
Average per farm (\$)	40,453
Net cash farm income of operation (\$1,000)	80
Average per farm (\$)	1,730
Value of agricultural products sold directly to individuals for human consumption (\$1,000)	177
Total organic product sales (\$1,000)	(D)
Total income from farm-related sources, gross before taxes and expenses (\$1,000)	133

See "Census of Agriculture, Volume 1, Geographic Area Series" for complete footnotes, explanations, definitions, and methodology.
(D) Cannot be disclosed. (Z) Less than half of the unit shown.

2007 CENSUS *OF* AGRICULTURE

Fairbanks Area – Alaska

Farms with Spanish, Hispanic, or Latino Operators Compared with All Farms



Data are not available at this geographic level for farms with Spanish, Hispanic, or Latino operators.



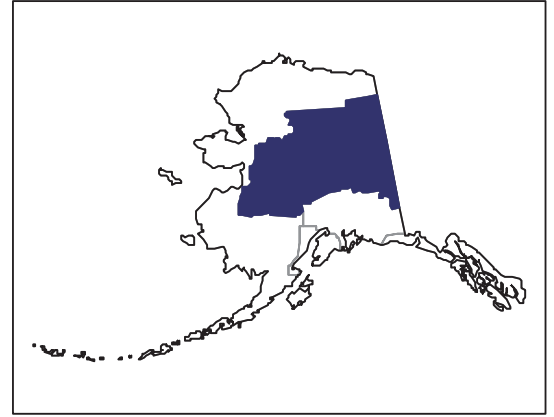
United States Department of Agriculture
National Agricultural Statistics Service

www.agcensus.usda.gov

2007 CENSUS OF AGRICULTURE

Fairbanks Area – Alaska

Farms with American Indian or Alaska Native Operators Compared with All Farms



Data are not available at this geographic level for farms with American Indian or Alaska Native operators.



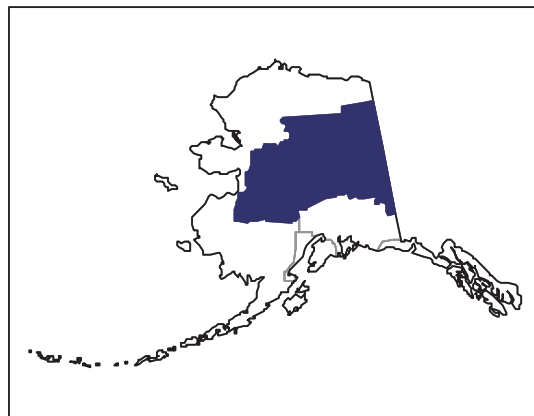
United States Department of Agriculture
National Agricultural Statistics Service

www.agcensus.usda.gov

2007 CENSUS OF AGRICULTURE

Fairbanks Area – Alaska

**Farms with Asian Operators
Compared with All Farms**



Data are not available at this geographic level for farms with Asian operators.



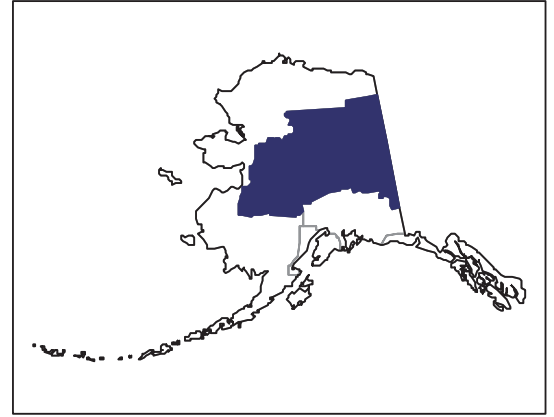
United States Department of Agriculture
National Agricultural Statistics Service

www.agcensus.usda.gov

2007 CENSUS OF AGRICULTURE

Fairbanks Area – Alaska

Farms with Black or African American Operators Compared with All Farms



Data are not available at this geographic level for farms with Black or African American operators.



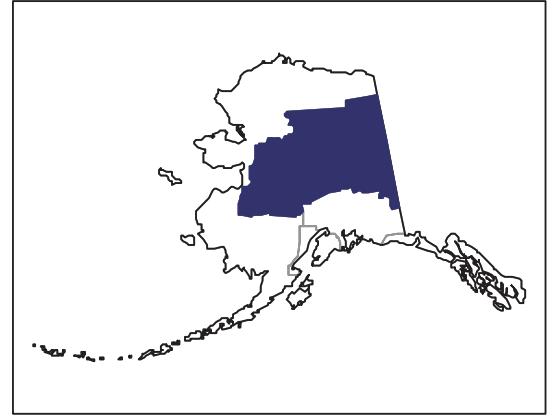
United States Department of Agriculture
National Agricultural Statistics Service

www.agcensus.usda.gov

2007 CENSUS OF AGRICULTURE

Fairbanks Area – Alaska

Farms with Native Hawaiian or Other Pacific Islander Operators Compared with All Farms



Data are not available at this geographic level for farms with Native Hawaiian or Other Pacific Islander operators.



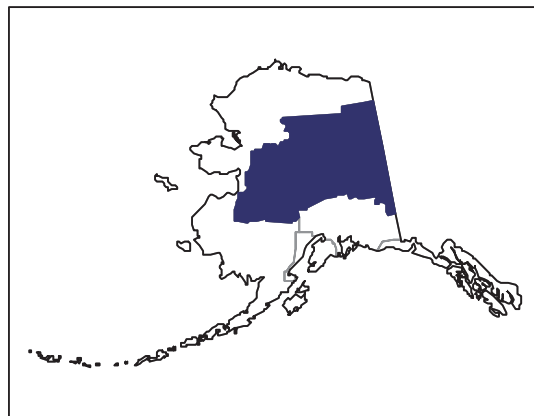
United States Department of Agriculture
National Agricultural Statistics Service

www.agcensus.usda.gov

2007 CENSUS *OF* AGRICULTURE

Fairbanks Area – Alaska

**Farms with White Operators
Compared with All Farms**



Data are not available at this geographic level for farms with White operators.



United States Department of Agriculture
National Agricultural Statistics Service

www.agcensus.usda.gov

