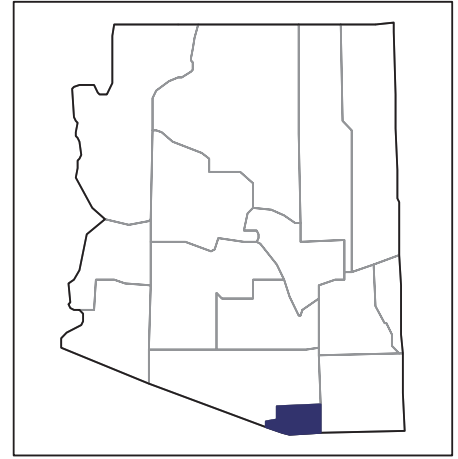


# 2007 CENSUS OF AGRICULTURE



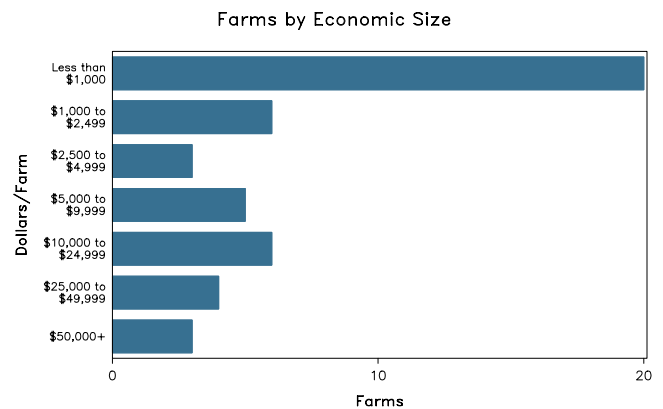
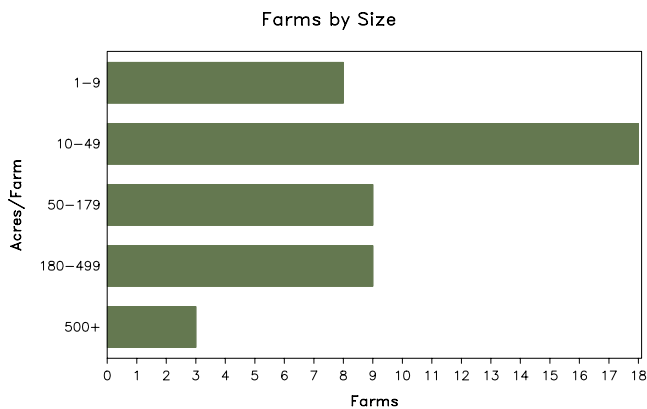
## Santa Cruz County – Arizona

### Farms with Women Principal Operators Compared with All Farms

	Women Principal Operators	All Farms
<b>Number of Farms</b>	47	193
<b>Land in Farms</b>	6,348 acres	129,581 acres
<b>Average Size of Farm</b>	135 acres	671 acres
<b>Market Value of Products Sold</b>	\$490,000	\$4,272,000
Crop Sales	\$155,000	\$456,000
Livestock Sales	\$335,000	\$3,816,000
Average Per Farm	\$10,418	\$22,133
<b>Government Payments</b>	-	\$156,000
Average Per Farm Receiving Payments	-	\$19,469

See footnotes on reverse page.

### Farms with Women Principal Operators



# 2007 CENSUS OF AGRICULTURE

## Santa Cruz County – Arizona Farms with Women Principal Operators

### Selected Highlights

Item	Farms	Quantity
<b>MARKET VALUE OF AGRICULTURAL PRODUCTS SOLD (\$1,000)</b>		
Total value of agricultural products sold	47	490
Value of crops including nursery and greenhouse	7	155
Value of livestock, poultry, and their products	24	335
<b>VALUE OF SALES BY COMMODITY GROUP (\$1,000)</b>		
Grains, oilseeds, dry beans, and dry peas	-	-
Tobacco	-	-
Cotton and cottonseed	-	-
Vegetables, melons, potatoes and sweet potatoes	-	-
Fruits, tree nuts, and berries	5	(D)
Nursery, greenhouse, floriculture, and sod	1	(D)
Cut Christmas trees and short rotation woody crops	-	-
Other crops and hay	2	(D)
Poultry and eggs	3	2
Cattle and calves	16	(D)
Milk and other dairy products from cows	1	(D)
Hogs and pigs	2	(D)
Sheep, goats, and their products	6	15
Horses, ponies, mules, burros, and donkeys	1	(D)
Aquaculture	-	-
Other animals and other animal products	-	-
<b>TOP CROP ITEMS (acres)</b>		
Forage - land used for all hay and haylage, grass silage, and greenchop	2	(D)
Grapes	3	(D)
Apples	2	(D)
Pears, all	2	(D)
Peaches, all	1	(D)
<b>TOP LIVESTOCK INVENTORY ITEMS (number)</b>		
Cattle and calves	26	872
Horses and ponies	20	190
Layers	5	101
Goats, all	5	97
Sheep and lambs	7	67

### Operator Characteristics

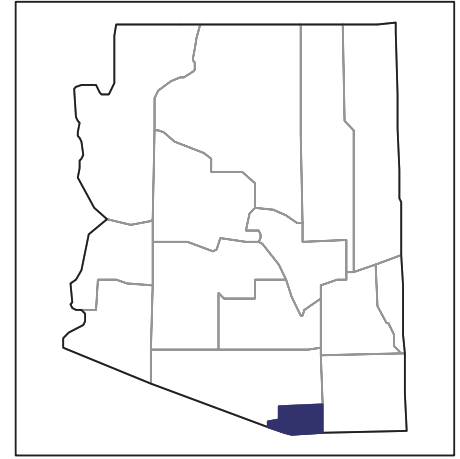
Item	Quantity
Primary occupation:	
Farming	18
Other	29
Days worked off farm:	
None	22
Any	25
Years on present farm:	
2 years or less	5
3 to 4 years	4
5 to 9 years	6
10 years or more	32
Age group:	
Under 45 years	5
45 to 64 years	20
65 years and over	22
Average age of principal operator (years)	64.1

### Economic Characteristics

Item	Quantity
Farms by value of sales:	
Less than \$1,000	20
\$1,000 to \$2,499	6
\$2,500 to \$4,999	3
\$5,000 to \$9,999	5
\$10,000 to \$49,999	10
\$50,000 to \$99,999	3
\$100,000 to \$249,999	-
\$250,000 to \$499,999	-
\$500,000 or more	-
Total farm production expenses (\$1,000)	1,303
Average per farm (\$)	27,717
Net cash farm income of operation (\$1,000)	-663
Average per farm (\$)	-14,108
Value of agricultural products sold directly to individuals for human consumption (\$1,000)	37
Total organic product sales (\$1,000)	-
Total income from farm-related sources, gross before taxes and expenses (\$1,000)	(D)

See "Census of Agriculture, Volume 1, Geographic Area Series" for complete footnotes, explanations, definitions, and methodology.  
(D) Cannot be disclosed. (Z) Less than half of the unit shown.

# 2007 CENSUS OF AGRICULTURE



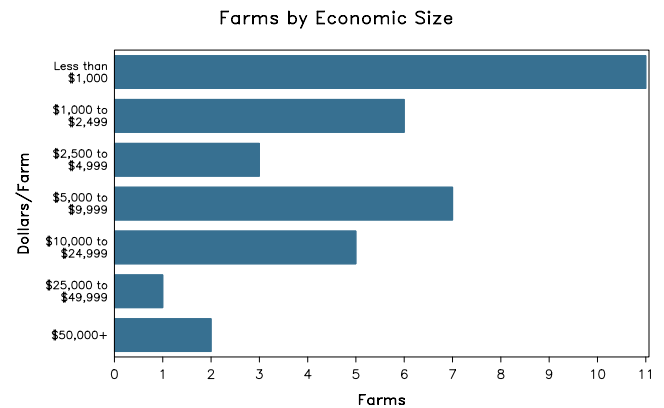
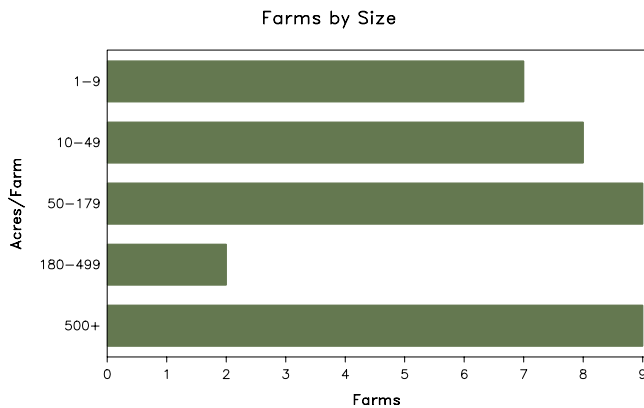
## Santa Cruz County – Arizona

### Farms with Spanish, Hispanic, or Latino Operators Compared with All Farms

	Spanish, Hispanic, or Latino Operators	All Farms
<b>Number of Farm Operators</b> <sup>1</sup>	36	302
<b>Number of Farms</b>	35	193
<b>Land in Farms</b>	11,500 acres	129,581 acres
<b>Average Size of Farm</b>	329 acres	671 acres
<b>Market Value of Products Sold</b>	\$359,000	\$4,272,000
Crop Sales	(D)	\$456,000
Livestock Sales	(D)	\$3,816,000
Average Per Farm	\$10,267	\$22,133
<b>Government Payments</b>	(D)	\$156,000
Average Per Farm Receiving Payments	(D)	\$19,469

See footnotes on reverse page.

### Farms with Spanish, Hispanic, or Latino Operators



# 2007 CENSUS OF AGRICULTURE

## Santa Cruz County – Arizona Farms with Spanish, Hispanic, or Latino Operators

### Selected Highlights

Item	Farms	Quantity
<b>MARKET VALUE OF AGRICULTURAL PRODUCTS SOLD (\$1,000)</b>		
Total value of agricultural products sold	35	359
Value of crops including nursery and greenhouse	2	(D)
Value of livestock, poultry, and their products	25	(D)
<b>VALUE OF SALES BY COMMODITY GROUP (\$1,000)</b>		
Grains, oilseeds, dry beans, and dry peas	1	(D)
Tobacco	-	-
Cotton and cottonseed	-	-
Vegetables, melons, potatoes and sweet potatoes	2	(D)
Fruits, tree nuts, and berries	-	-
Nursery, greenhouse, floriculture, and sod	-	-
Cut Christmas trees and short rotation woody crops	-	-
Other crops and hay	-	-
Poultry and eggs	5	1
Cattle and calves	19	335
Milk and other dairy products from cows	1	(D)
Hogs and pigs	-	-
Sheep, goats, and their products	5	7
Horses, ponies, mules, burros, and donkeys	2	(D)
Aquaculture	-	-
Other animals and other animal products	-	-
<b>TOP CROP ITEMS (acres)</b>		
Forage - land used for all hay and haylage, grass silage, and greenchop	1	(D)
Dry edible beans, excluding limas	1	(D)
Peaches, all	1	(D)
Vegetables harvested for sale	3	2
Corn for grain	1	(D)
<b>TOP LIVESTOCK INVENTORY ITEMS (number)</b>		
Cattle and calves	27	1,839
Horses and ponies	26	133
Sheep and lambs	7	93
Layers	5	61
Llamas	2	(D)

### Operator Characteristics

Item	Quantity
Primary occupation:	
Farming	17
Other	19
Days worked off farm:	
None	7
Any	29
Years on present farm:	
2 years or less	6
3 to 4 years	4
5 to 9 years	7
10 years or more	19
Age group:	
Under 45 years	8
45 to 64 years	17
65 years and over	11
Average age (years)	57.0

### Economic Characteristics

Item	Quantity
Farms by value of sales:	
Less than \$1,000	11
\$1,000 to \$2,499	6
\$2,500 to \$4,999	3
\$5,000 to \$9,999	7
\$10,000 to \$49,999	6
\$50,000 to \$99,999	2
\$100,000 to \$249,999	-
\$250,000 to \$499,999	-
\$500,000 or more	-
Total farm production expenses (\$1,000)	1,024
Average per farm (\$)	29,269
Net cash farm income of operation (\$1,000)	-630
Average per farm (\$)	-17,994
Value of agricultural products sold directly to individuals for human consumption (\$1,000)	5
Total organic product sales (\$1,000)	-
Total income from farm-related sources, gross before taxes and expenses (\$1,000)	(D)

See "Census of Agriculture, Volume 1, Geographic Area Series" for complete footnotes, explanations, definitions, and methodology.

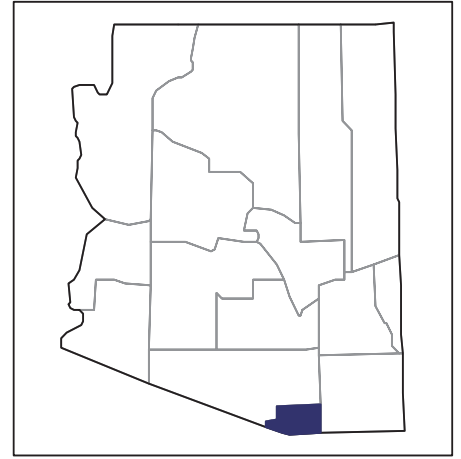
(D) Cannot be disclosed. (Z) Less than half of the unit shown.

<sup>1</sup> Data were collected for a maximum of three operators per farm.

# 2007 CENSUS *OF* AGRICULTURE

**Santa Cruz County – Arizona**

**Farms with American Indian or Alaska  
Native Operators Compared with All  
Farms**



**Data are not available at this geographic level for farms with American Indian or Alaska Native operators.**



United States Department of Agriculture  
National Agricultural Statistics Service

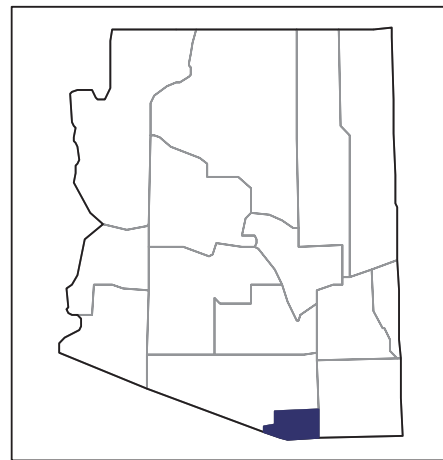
[www.agcensus.usda.gov](http://www.agcensus.usda.gov)



# 2007 CENSUS *OF* AGRICULTURE

**Santa Cruz County – Arizona**

**Farms with Asian Operators  
Compared with All Farms**



**Data are not available at this geographic level for farms with Asian operators.**



United States Department of Agriculture  
National Agricultural Statistics Service

[www.agcensus.usda.gov](http://www.agcensus.usda.gov)

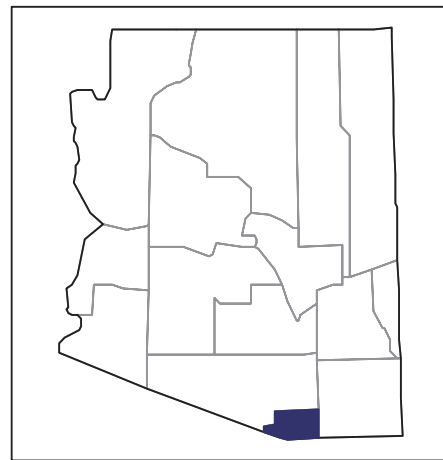




# 2007 CENSUS *OF* AGRICULTURE

**Santa Cruz County – Arizona**

**Farms with Black or African American  
Operators Compared with All Farms**



**Data are not available at this geographic level for farms with Black or African American operators.**



United States Department of Agriculture  
National Agricultural Statistics Service

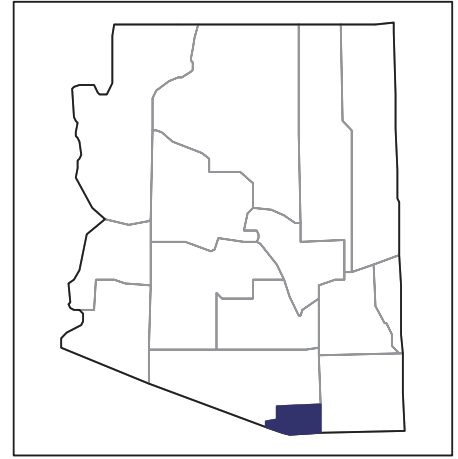
[www.agcensus.usda.gov](http://www.agcensus.usda.gov)



# 2007 CENSUS *OF* AGRICULTURE

**Santa Cruz County – Arizona**

**Farms with Native Hawaiian or Other  
Pacific Islander Operators Compared  
with All Farms**



**Data are not available at this geographic level for farms with Native Hawaiian or Other Pacific Islander operators.**



United States Department of Agriculture  
National Agricultural Statistics Service

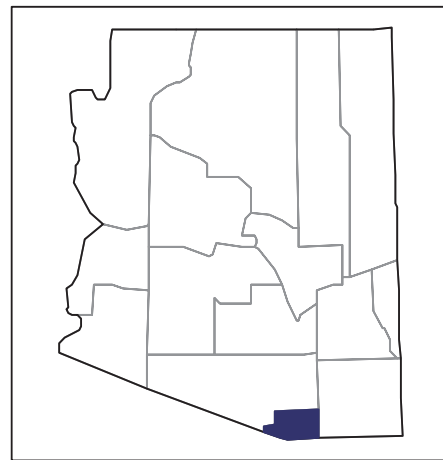
[www.agcensus.usda.gov](http://www.agcensus.usda.gov)



# 2007 CENSUS *OF* AGRICULTURE

**Santa Cruz County – Arizona**

**Farms with White Operators  
Compared with All Farms**



**Data are not available at this geographic level for farms with White operators.**



United States Department of Agriculture  
National Agricultural Statistics Service

[www.agcensus.usda.gov](http://www.agcensus.usda.gov)

