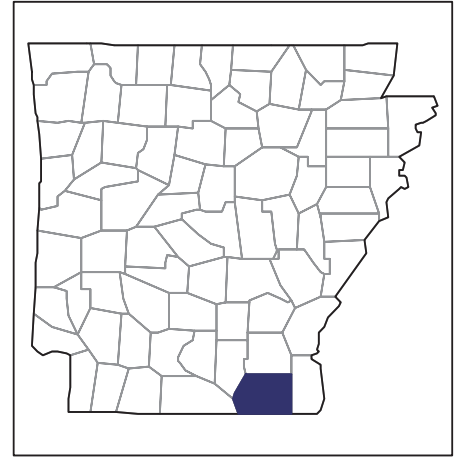


2007 CENSUS OF AGRICULTURE



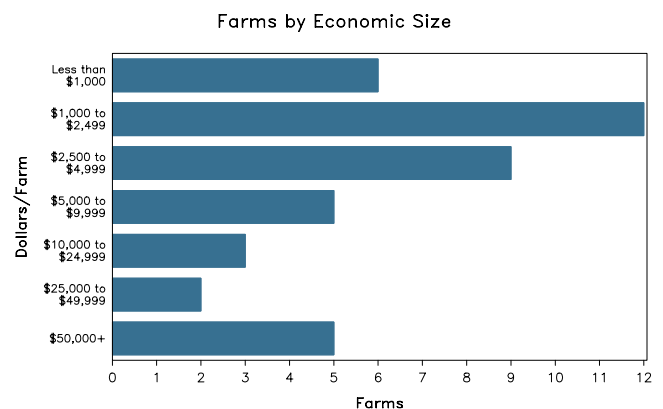
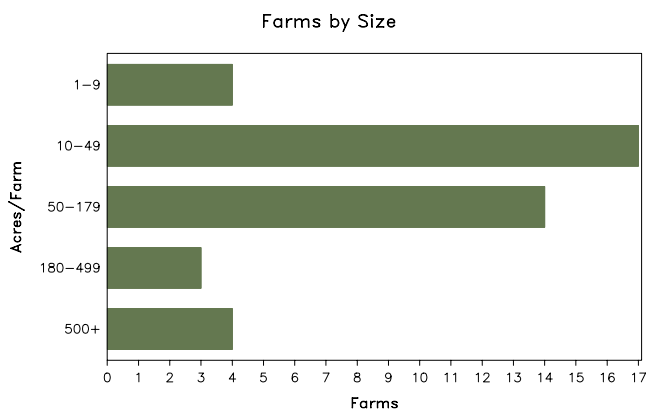
Ashley County – Arkansas

Farms with Women Principal Operators Compared with All Farms

	Women Principal Operators	All Farms
Number of Farms	42	436
Land in Farms	7,678 acres	154,180 acres
Average Size of Farm	183 acres	354 acres
Market Value of Products Sold	\$1,250,000	\$64,713,000
Crop Sales	\$1,162,000	\$55,231,000
Livestock Sales	\$88,000	\$9,482,000
Average Per Farm	\$29,764	\$148,425
Government Payments	\$277,000	\$5,578,000
Average Per Farm Receiving Payments	\$17,283	\$40,419

See footnotes on reverse page.

Farms with Women Principal Operators



2007 CENSUS OF AGRICULTURE

Ashley County – Arkansas Farms with Women Principal Operators

Selected Highlights

Item	Farms	Quantity
MARKET VALUE OF AGRICULTURAL PRODUCTS SOLD (\$1,000)		
Total value of agricultural products sold	42	1,250
Value of crops including nursery and greenhouse	13	1,162
Value of livestock, poultry, and their products	17	88
VALUE OF SALES BY COMMODITY GROUP (\$1,000)		
Grains, oilseeds, dry beans, and dry peas	3	200
Tobacco	-	-
Cotton and cottonseed	3	(D)
Vegetables, melons, potatoes and sweet potatoes	3	240
Fruits, tree nuts, and berries	-	-
Nursery, greenhouse, floriculture, and sod	1	(D)
Cut Christmas trees and short rotation woody crops	1	(D)
Other crops and hay	4	41
Poultry and eggs	3	1
Cattle and calves	8	66
Milk and other dairy products from cows	-	-
Hogs and pigs	-	-
Sheep, goats, and their products	6	7
Horses, ponies, mules, burros, and donkeys	5	14
Aquaculture	-	-
Other animals and other animal products	-	-
TOP CROP ITEMS (acres)		
Soybeans for beans	3	842
Cotton, all	3	(D)
Forage - land used for all hay and haylage, grass silage, and greenchop	10	361
Short-rotation woody crops	1	(D)
Vegetables harvested for sale	3	40
TOP LIVESTOCK INVENTORY ITEMS (number)		
Cattle and calves	12	288
Goats, all	3	86
Layers	3	61
Horses and ponies	12	54
Mules, burros, and donkeys	4	7

Operator Characteristics

Item	Quantity
Primary occupation:	
Farming	17
Other	25
Days worked off farm:	
None	16
Any	26
Years on present farm:	
2 years or less	-
3 to 4 years	-
5 to 9 years	5
10 years or more	37
Age group:	
Under 45 years	10
45 to 64 years	20
65 years and over	12
Average age of principal operator (years)	56.4

Economic Characteristics

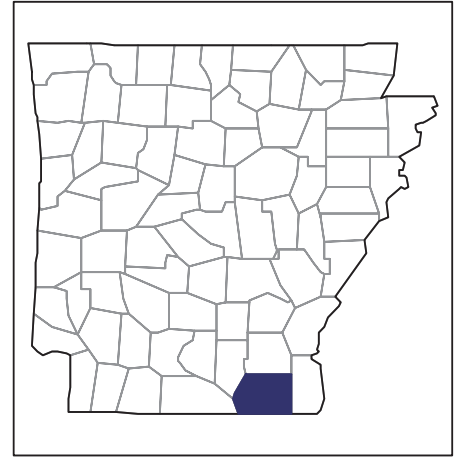
Item	Quantity
Farms by value of sales:	
Less than \$1,000	15
\$1,000 to \$2,499	8
\$2,500 to \$4,999	5
\$5,000 to \$9,999	4
\$10,000 to \$49,999	5
\$50,000 to \$99,999	1
\$100,000 to \$249,999	3
\$250,000 to \$499,999	-
\$500,000 or more	1
Total farm production expenses (\$1,000)	1,189
Average per farm (\$)	28,301
Net cash farm income of operation (\$1,000)	(D)
Average per farm (\$)	(D)
Value of agricultural products sold directly to individuals for human consumption (\$1,000)	-
Total organic product sales (\$1,000)	-
Total income from farm-related sources, gross before taxes and expenses (\$1,000)	(D)

See "Census of Agriculture, Volume 1, Geographic Area Series" for complete footnotes, explanations, definitions, and methodology.
(D) Cannot be disclosed. (Z) Less than half of the unit shown.

2007 CENSUS OF AGRICULTURE

Ashley County – Arkansas

Farms with Spanish, Hispanic, or Latino Operators Compared with All Farms



Data are not available at this geographic level for farms with Spanish, Hispanic, or Latino operators.



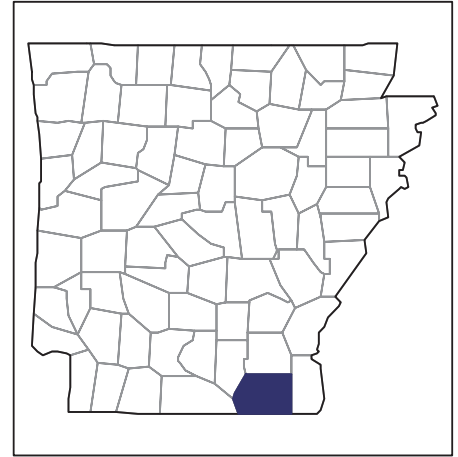
United States Department of Agriculture
National Agricultural Statistics Service

www.agcensus.usda.gov

2007 CENSUS *OF* AGRICULTURE

Ashley County – Arkansas

Farms with American Indian or Alaska Native Operators Compared with All Farms



Data are not available at this geographic level for farms with American Indian or Alaska Native operators.



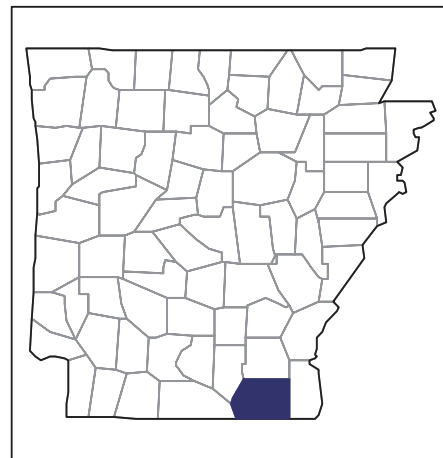
United States Department of Agriculture
National Agricultural Statistics Service

www.agcensus.usda.gov

2007 CENSUS *OF* AGRICULTURE

Ashley County – Arkansas

**Farms with Asian Operators
Compared with All Farms**



Data are not available at this geographic level for farms with Asian operators.



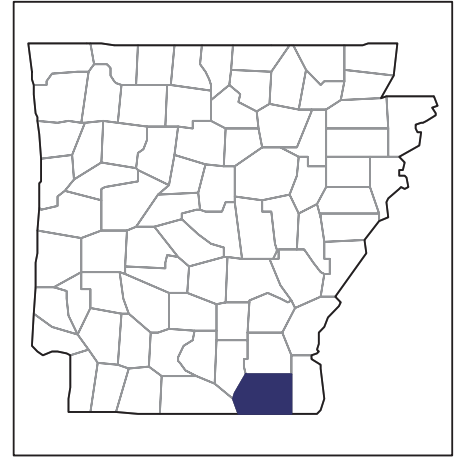
United States Department of Agriculture
National Agricultural Statistics Service

www.agcensus.usda.gov

2007 CENSUS *OF* **AGRICULTURE**

Ashley County – Arkansas

Farms with Black or African American Operators Compared with All Farms



Data are not available at this geographic level for farms with Black or African American operators.



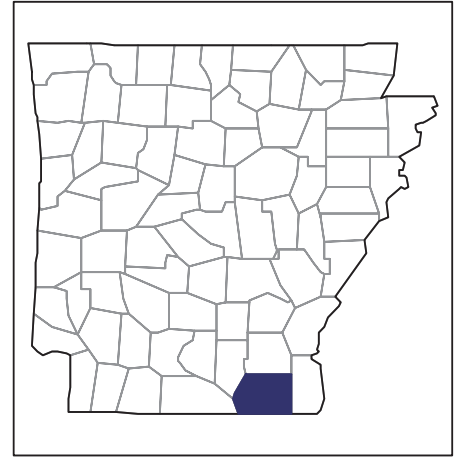
United States Department of Agriculture
National Agricultural Statistics Service

www.agcensus.usda.gov

2007 CENSUS *OF* AGRICULTURE

Ashley County – Arkansas

Farms with Native Hawaiian or Other Pacific Islander Operators Compared with All Farms



Data are not available at this geographic level for farms with Native Hawaiian or Other Pacific Islander operators.



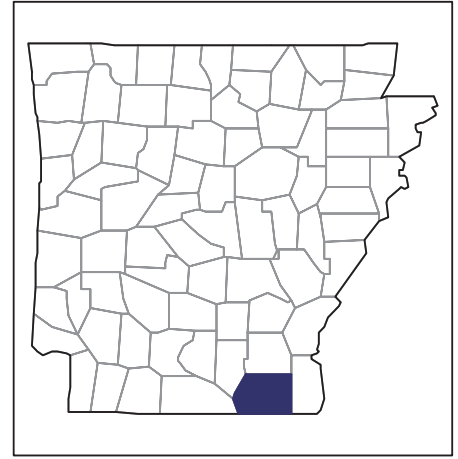
United States Department of Agriculture
National Agricultural Statistics Service

www.agcensus.usda.gov

2007 CENSUS *OF* AGRICULTURE

Ashley County – Arkansas

**Farms with White Operators
Compared with All Farms**



Data are not available at this geographic level for farms with White operators.



United States Department of Agriculture
National Agricultural Statistics Service

www.agcensus.usda.gov

