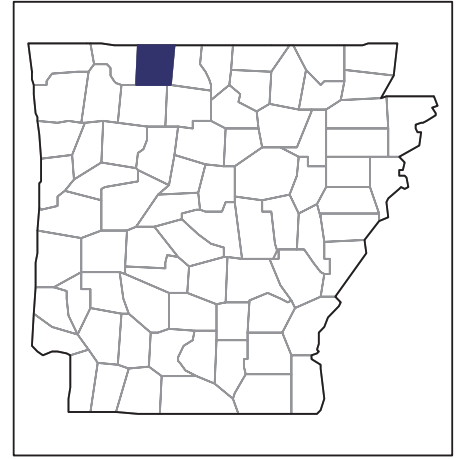


2007 CENSUS OF AGRICULTURE



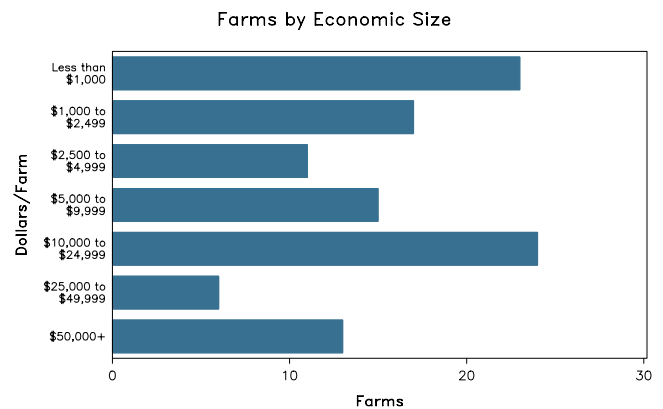
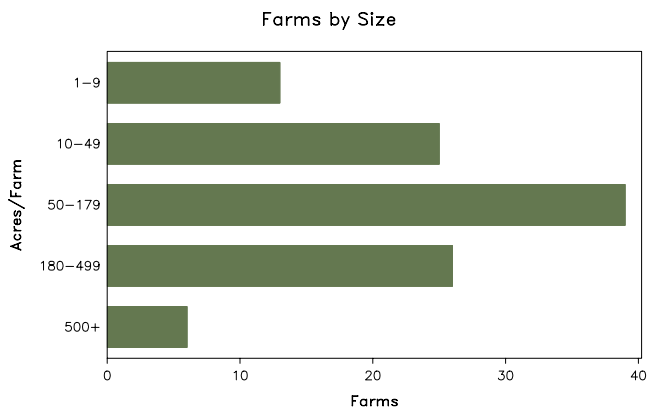
Boone County – Arkansas

Farms with Women Principal Operators Compared with All Farms

	Women Principal Operators	All Farms
Number of Farms	109	1,266
Land in Farms	18,208 acres	242,042 acres
Average Size of Farm	167 acres	191 acres
Market Value of Products Sold	\$7,706,000	\$119,807,000
Crop Sales	\$295,000	\$2,081,000
Livestock Sales	\$7,411,000	\$117,725,000
Average Per Farm	\$70,695	\$94,634
Government Payments	\$113,000	\$1,476,000
Average Per Farm Receiving Payments	\$3,222	\$2,970

See footnotes on reverse page.

Farms with Women Principal Operators



2007 CENSUS OF AGRICULTURE

Boone County – Arkansas Farms with Women Principal Operators

Selected Highlights

Item	Farms	Quantity
MARKET VALUE OF AGRICULTURAL PRODUCTS SOLD (\$1,000)		
Total value of agricultural products sold	109	7,706
Value of crops including nursery and greenhouse	22	295
Value of livestock, poultry, and their products	84	7,411
VALUE OF SALES BY COMMODITY GROUP (\$1,000)		
Grains, oilseeds, dry beans, and dry peas	-	-
Tobacco	-	-
Cotton and cottonseed	-	-
Vegetables, melons, potatoes and sweet potatoes	-	-
Fruits, tree nuts, and berries	1	(D)
Nursery, greenhouse, floriculture, and sod	3	(D)
Cut Christmas trees and short rotation woody crops	-	-
Other crops and hay	18	80
Poultry and eggs	17	6,403
Cattle and calves	63	916
Milk and other dairy products from cows	-	-
Hogs and pigs	4	(D)
Sheep, goats, and their products	14	28
Horses, ponies, mules, burros, and donkeys	7	64
Aquaculture	-	-
Other animals and other animal products	2	(D)
TOP CROP ITEMS (acres)		
Forage - land used for all hay and haylage, grass silage, and greenchop	55	2,418
Field and grass seed crops, all	1	(D)
Peaches, all	1	(D)
TOP LIVESTOCK INVENTORY ITEMS (number)		
Broilers and other meat-type chickens	7	347,500
Layers	14	68,378
Turkeys	4	(D)
Cattle and calves	67	3,711
Goats, all	18	412

Operator Characteristics

Item	Quantity
Primary occupation:	
Farming	51
Other	58
Days worked off farm:	
None	55
Any	54
Years on present farm:	
2 years or less	11
3 to 4 years	12
5 to 9 years	17
10 years or more	69
Age group:	
Under 45 years	14
45 to 64 years	59
65 years and over	36
Average age of principal operator (years)	60.5

Economic Characteristics

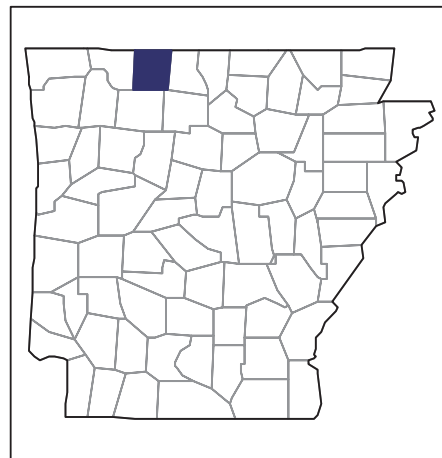
Item	Quantity
Farms by value of sales:	
Less than \$1,000	26
\$1,000 to \$2,499	19
\$2,500 to \$4,999	9
\$5,000 to \$9,999	14
\$10,000 to \$49,999	28
\$50,000 to \$99,999	1
\$100,000 to \$249,999	3
\$250,000 to \$499,999	3
\$500,000 or more	6
Total farm production expenses (\$1,000)	6,935
Average per farm (\$)	63,624
Net cash farm income of operation (\$1,000)	1,008
Average per farm (\$)	9,246
Value of agricultural products sold directly to individuals for human consumption (\$1,000)	(D)
Total organic product sales (\$1,000)	-
Total income from farm-related sources, gross before taxes and expenses (\$1,000)	124

See "Census of Agriculture, Volume 1, Geographic Area Series" for complete footnotes, explanations, definitions, and methodology.
(D) Cannot be disclosed. (Z) Less than half of the unit shown.

2007 CENSUS OF AGRICULTURE

Boone County – Arkansas

Farms with Spanish, Hispanic, or Latino Operators Compared with All Farms



Data are not available at this geographic level for farms with Spanish, Hispanic, or Latino operators.



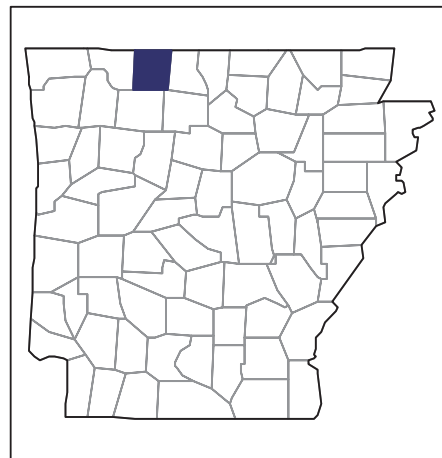
United States Department of Agriculture
National Agricultural Statistics Service

www.agcensus.usda.gov

2007 CENSUS OF AGRICULTURE

Boone County – Arkansas

Farms with American Indian or Alaska Native Operators Compared with All Farms



Data are not available at this geographic level for farms with American Indian or Alaska Native operators.



United States Department of Agriculture
National Agricultural Statistics Service

www.agcensus.usda.gov

2007 CENSUS OF AGRICULTURE

Boone County – Arkansas

**Farms with Asian Operators
Compared with All Farms**



Data are not available at this geographic level for farms with Asian operators.



United States Department of Agriculture
National Agricultural Statistics Service

www.agcensus.usda.gov

2007 CENSUS OF AGRICULTURE

Boone County – Arkansas

Farms with Black or African American Operators Compared with All Farms



Data are not available at this geographic level for farms with Black or African American operators.



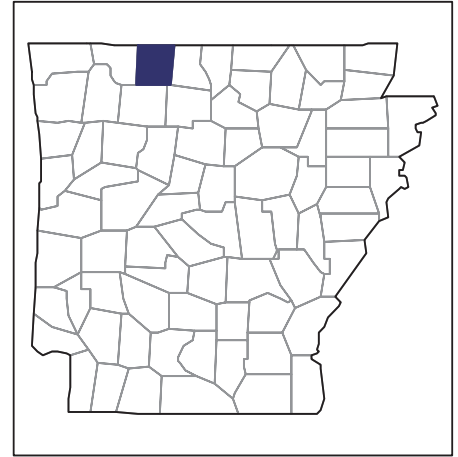
United States Department of Agriculture
National Agricultural Statistics Service

www.agcensus.usda.gov

2007 CENSUS OF AGRICULTURE

Boone County – Arkansas

Farms with Native Hawaiian or Other Pacific Islander Operators Compared with All Farms



Data are not available at this geographic level for farms with Native Hawaiian or Other Pacific Islander operators.



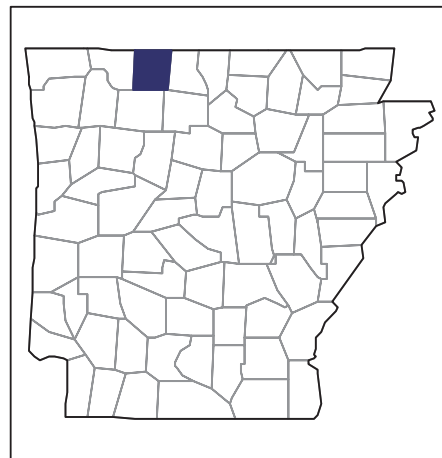
United States Department of Agriculture
National Agricultural Statistics Service

www.agcensus.usda.gov

2007 CENSUS OF AGRICULTURE

Boone County – Arkansas

Farms with White Operators Compared with All Farms



Data are not available at this geographic level for farms with White operators.



United States Department of Agriculture
National Agricultural Statistics Service

www.agcensus.usda.gov

