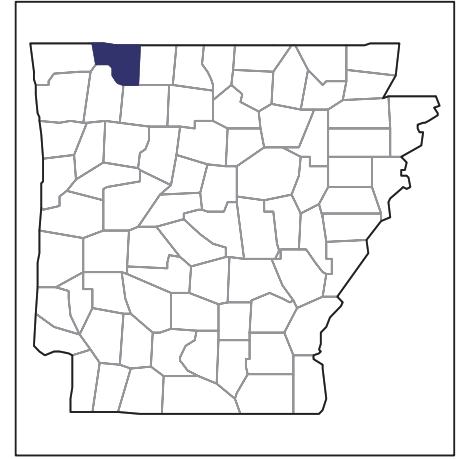


2007 CENSUS OF AGRICULTURE



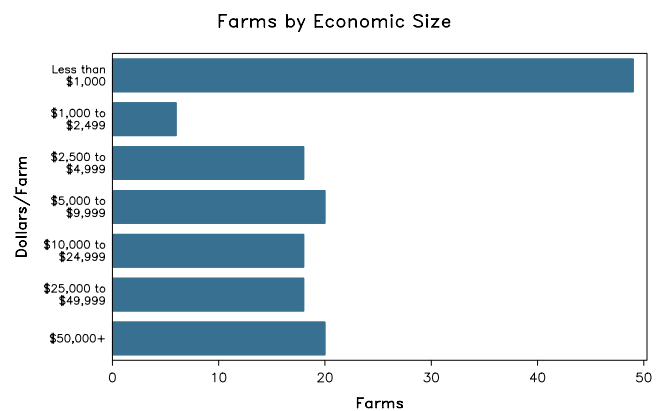
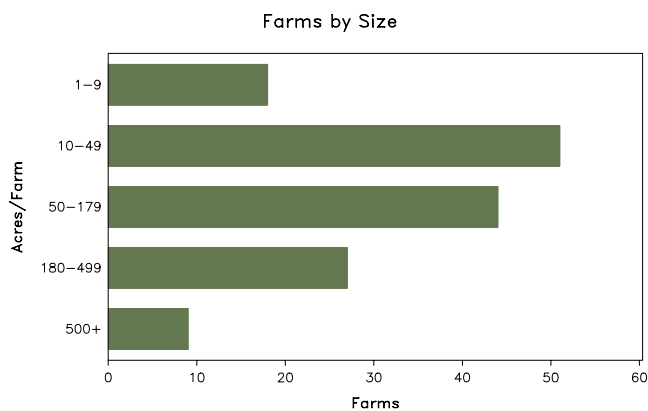
Carroll County – Arkansas

Farms with Women Principal Operators Compared with All Farms

	Women Principal Operators	All Farms
Number of Farms	149	1,139
Land in Farms	20,204 acres	242,506 acres
Average Size of Farm	136 acres	213 acres
Market Value of Products Sold	\$14,948,000	\$261,109,000
Crop Sales	\$262,000	\$2,273,000
Livestock Sales	\$14,686,000	\$258,836,000
Average Per Farm	\$100,322	\$229,244
Government Payments	\$57,000	\$413,000
Average Per Farm Receiving Payments	\$4,381	\$2,429

See footnotes on reverse page.

Farms with Women Principal Operators



2007 CENSUS OF AGRICULTURE

Carroll County – Arkansas Farms with Women Principal Operators

Selected Highlights

Item	Farms	Quantity
MARKET VALUE OF AGRICULTURAL PRODUCTS SOLD (\$1,000)		
Total value of agricultural products sold	149	14,948
Value of crops including nursery and greenhouse	35	262
Value of livestock, poultry, and their products	97	14,686
VALUE OF SALES BY COMMODITY GROUP (\$1,000)		
Grains, oilseeds, dry beans, and dry peas	-	-
Tobacco	-	-
Cotton and cottonseed	-	-
Vegetables, melons, potatoes and sweet potatoes	2	(D)
Fruits, tree nuts, and berries	1	(D)
Nursery, greenhouse, floriculture, and sod	2	(D)
Cut Christmas trees and short rotation woody crops	-	-
Other crops and hay	30	162
Poultry and eggs	23	(D)
Cattle and calves	81	1,441
Milk and other dairy products from cows	1	(D)
Hogs and pigs	-	-
Sheep, goats, and their products	1	(D)
Horses, ponies, mules, burros, and donkeys	5	(D)
Aquaculture	-	-
Other animals and other animal products	-	-
TOP CROP ITEMS (acres)		
Forage - land used for all hay and haylage, grass silage, and greenchop	76	2,867
Vegetables harvested for sale	2	(D)
Pears, all	1	(D)
Floriculture crops, total	2	(D)
Okra	2	(D)
TOP LIVESTOCK INVENTORY ITEMS (number)		
Broilers and other meat-type chickens	11	781,476
Turkeys	11	74,677
Layers	8	33,605
Cattle and calves	105	4,633
Horses and ponies	43	256

Operator Characteristics

Item	Quantity
Primary occupation:	
Farming	62
Other	87
Days worked off farm:	
None	68
Any	81
Years on present farm:	
2 years or less	11
3 to 4 years	12
5 to 9 years	23
10 years or more	103
Age group:	
Under 45 years	26
45 to 64 years	63
65 years and over	60
Average age of principal operator (years)	60.4

Economic Characteristics

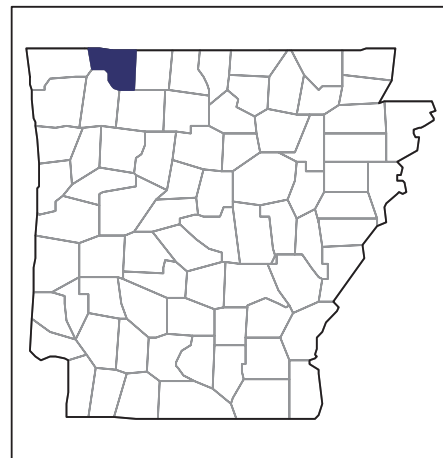
Item	Quantity
Farms by value of sales:	
Less than \$1,000	50
\$1,000 to \$2,499	6
\$2,500 to \$4,999	17
\$5,000 to \$9,999	20
\$10,000 to \$49,999	36
\$50,000 to \$99,999	2
\$100,000 to \$249,999	2
\$250,000 to \$499,999	2
\$500,000 or more	14
Total farm production expenses (\$1,000)	12,843
Average per farm (\$)	86,195
Net cash farm income of operation (\$1,000)	2,212
Average per farm (\$)	14,846
Value of agricultural products sold directly to individuals for human consumption (\$1,000)	41
Total organic product sales (\$1,000)	-
Total income from farm-related sources, gross before taxes and expenses (\$1,000)	50

See "Census of Agriculture, Volume 1, Geographic Area Series" for complete footnotes, explanations, definitions, and methodology.
(D) Cannot be disclosed. (Z) Less than half of the unit shown.

2007 CENSUS *OF* AGRICULTURE

Carroll County – Arkansas

Farms with Spanish, Hispanic, or Latino Operators Compared with All Farms



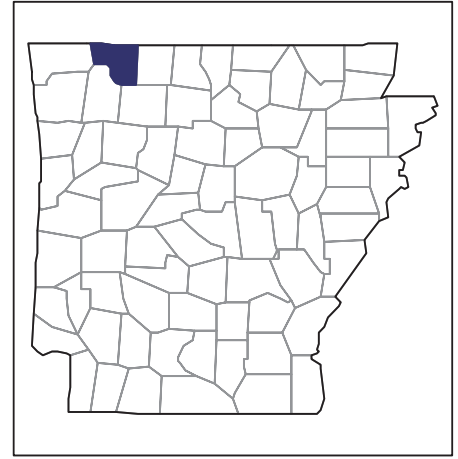
Data are not available at this geographic level for farms with Spanish, Hispanic, or Latino operators.



United States Department of Agriculture
National Agricultural Statistics Service

www.agcensus.usda.gov

2007 CENSUS OF AGRICULTURE



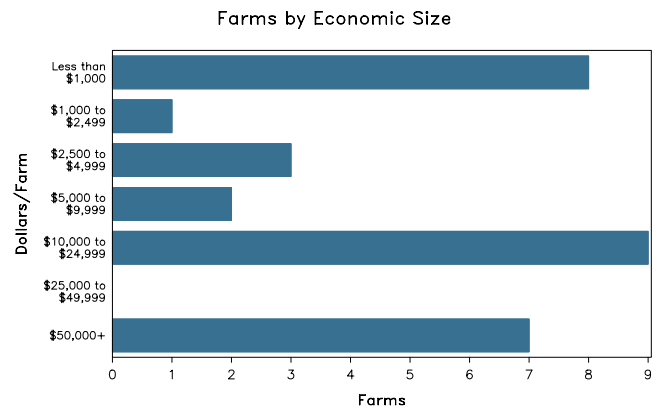
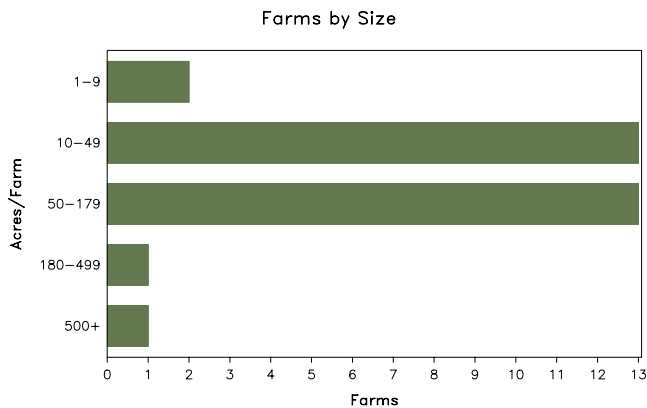
Carroll County – Arkansas

Farms with American Indian or Alaska Native Operators Compared with All Farms

	American Indian or Alaska Native Operators ²	All Farms
Number of Farm Operators ¹	37	1,740
Number of Farms	30	1,139
Land in Farms	3,004 acres	242,506 acres
Average Size of Farm	100 acres	213 acres
Market Value of Products Sold	\$1,735,000	\$261,109,000
Crop Sales	(D)	\$2,273,000
Livestock Sales	(D)	\$258,836,000
Average Per Farm	\$57,843	\$229,244
Government Payments	\$5,000	\$413,000
Average Per Farm Receiving Payments	\$1,800	\$2,429

See footnotes on reverse page.

Farms with American Indian or Alaska Native Operators



2007 CENSUS OF AGRICULTURE

Carroll County – Arkansas Farms with American Indian or Alaska Native Operators

Selected Highlights

Item	Farms	Quantity
MARKET VALUE OF AGRICULTURAL PRODUCTS SOLD (\$1,000)		
Total value of agricultural products sold	30	1,735
Value of crops including nursery and greenhouse	4	(D)
Value of livestock, poultry, and their products	21	(D)
VALUE OF SALES BY COMMODITY GROUP (\$1,000)		
Grains, oilseeds, dry beans, and dry peas	-	-
Tobacco	-	-
Cotton and cottonseed	-	-
Vegetables, melons, potatoes and sweet potatoes	-	-
Fruits, tree nuts, and berries	1	(D)
Nursery, greenhouse, floriculture, and sod	1	(D)
Cut Christmas trees and short rotation woody crops	-	-
Other crops and hay	3	(D)
Poultry and eggs	4	(D)
Cattle and calves	17	552
Milk and other dairy products from cows	-	-
Hogs and pigs	-	-
Sheep, goats, and their products	-	-
Horses, ponies, mules, burros, and donkeys	3	(D)
Aquaculture	-	-
Other animals and other animal products	-	-
TOP CROP ITEMS (acres)		
Forage - land used for all hay and haylage, grass silage, and greenchop	18	886
Other nursery crops	1	(D)
TOP LIVESTOCK INVENTORY ITEMS (number)		
Broilers and other meat-type chickens	4	(D)
Cattle and calves	17	1,526
Layers	2	(D)
Horses and ponies	7	58
Quail	2	(D)

Operator Characteristics

Item	Quantity
Primary occupation:	
Farming	19
Other	18
Days worked off farm:	
None	15
Any	22
Years on present farm:	
2 years or less	-
3 to 4 years	5
5 to 9 years	12
10 years or more	20
Age group:	
Under 45 years	20
45 to 64 years	11
65 years and over	6
Average age (years)	45.9

Economic Characteristics

Item	Quantity
Farms by value of sales:	
Less than \$1,000	8
\$1,000 to \$2,499	1
\$2,500 to \$4,999	3
\$5,000 to \$9,999	2
\$10,000 to \$49,999	9
\$50,000 to \$99,999	4
\$100,000 to \$249,999	1
\$250,000 to \$499,999	1
\$500,000 or more	1
Total farm production expenses (\$1,000)	1,443
Average per farm (\$)	48,091
Net cash farm income of operation (\$1,000)	323
Average per farm (\$)	10,779
Value of agricultural products sold directly to individuals for human consumption (\$1,000)	-
Total organic product sales (\$1,000)	-
Total income from farm-related sources, gross before taxes and expenses (\$1,000)	25

See "Census of Agriculture, Volume 1, Geographic Area Series" for complete footnotes, explanations, definitions, and methodology.

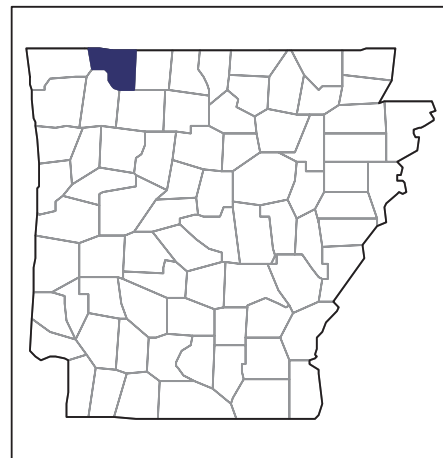
(D) Cannot be disclosed. (Z) Less than half of the unit shown.

¹ Data were collected for a maximum of three operators per farm. ² Operators reporting selected race alone or in combination with other races.

2007 CENSUS *OF* **AGRICULTURE**

Carroll County – Arkansas

**Farms with Asian Operators
Compared with All Farms**



Data are not available at this geographic level for farms with Asian operators.



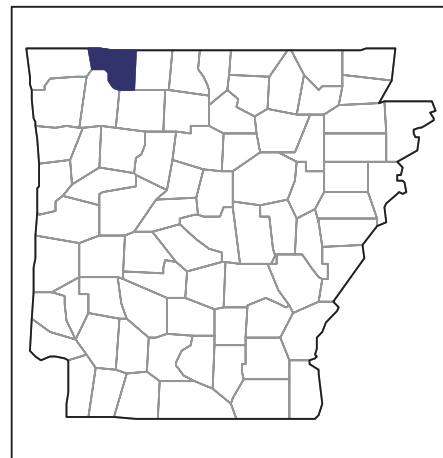
United States Department of Agriculture
National Agricultural Statistics Service

www.agcensus.usda.gov

2007 CENSUS OF AGRICULTURE

Carroll County – Arkansas

Farms with Black or African American Operators Compared with All Farms



Data are not available at this geographic level for farms with Black or African American operators.



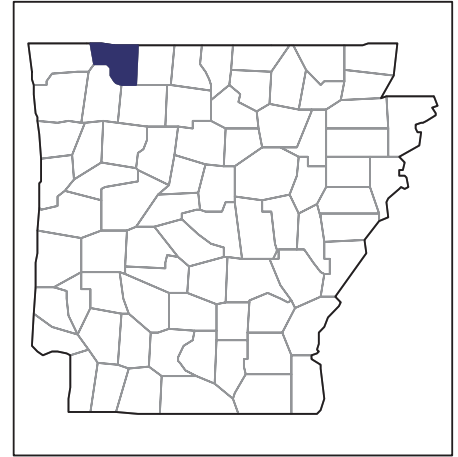
United States Department of Agriculture
National Agricultural Statistics Service

www.agcensus.usda.gov

2007 CENSUS OF AGRICULTURE

Carroll County – Arkansas

Farms with Native Hawaiian or Other Pacific Islander Operators Compared with All Farms



Data are not available at this geographic level for farms with Native Hawaiian or Other Pacific Islander operators.



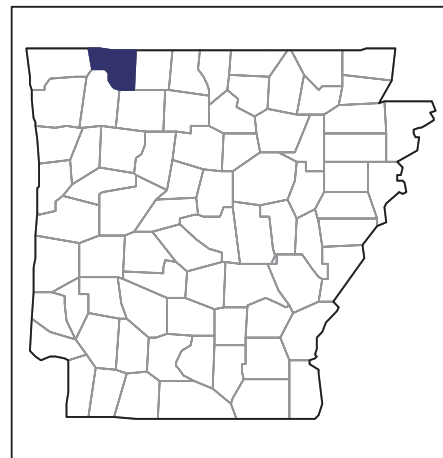
United States Department of Agriculture
National Agricultural Statistics Service

www.agcensus.usda.gov

2007 CENSUS *OF* AGRICULTURE

Carroll County – Arkansas

**Farms with White Operators
Compared with All Farms**



Data are not available at this geographic level for farms with White operators.



United States Department of Agriculture
National Agricultural Statistics Service

www.agcensus.usda.gov

