

# 2007 CENSUS OF AGRICULTURE



## Clay County – Arkansas

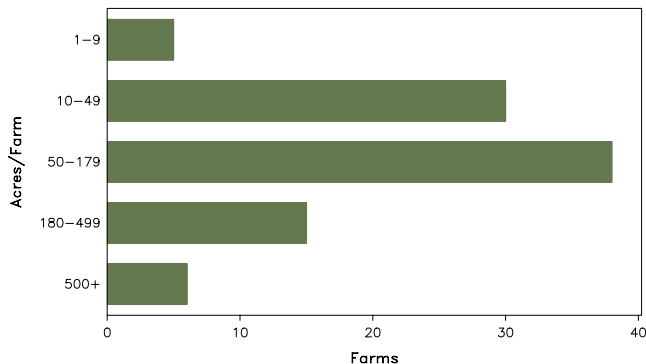
### Farms with Women Principal Operators Compared with All Farms

	Women Principal Operators	All Farms
<b>Number of Farms</b>	94	731
<b>Land in Farms</b>	19,615 acres	330,464 acres
<b>Average Size of Farm</b>	209 acres	452 acres
<b>Market Value of Products Sold</b>	\$6,442,000	\$142,070,000
Crop Sales	\$6,378,000	\$139,431,000
Livestock Sales	\$64,000	\$2,638,000
Average Per Farm	\$68,535	\$194,350
<b>Government Payments</b>	\$648,000	\$12,282,000
Average Per Farm Receiving Payments	\$9,825	\$23,574

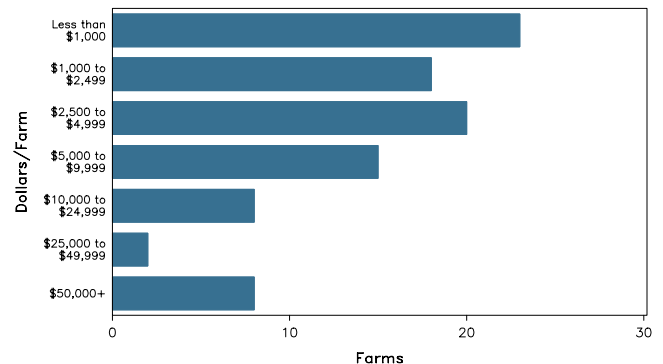
See footnotes on reverse page.

### Farms with Women Principal Operators

Farms by Size



Farms by Economic Size



# 2007 CENSUS OF AGRICULTURE

## Clay County – Arkansas Farms with Women Principal Operators

### Selected Highlights

Item	Farms	Quantity
<b>MARKET VALUE OF AGRICULTURAL PRODUCTS SOLD (\$1,000)</b>		
Total value of agricultural products sold	94	6,442
Value of crops including nursery and greenhouse	34	6,378
Value of livestock, poultry, and their products	15	64
<b>VALUE OF SALES BY COMMODITY GROUP (\$1,000)</b>		
Grains, oilseeds, dry beans, and dry peas	19	(D)
Tobacco	-	-
Cotton and cottonseed	-	-
Vegetables, melons, potatoes and sweet potatoes	1	(D)
Fruits, tree nuts, and berries	-	-
Nursery, greenhouse, floriculture, and sod	2	(D)
Cut Christmas trees and short rotation woody crops	-	-
Other crops and hay	12	(D)
Poultry and eggs	4	(D)
Cattle and calves	11	55
Milk and other dairy products from cows	-	-
Hogs and pigs	-	-
Sheep, goats, and their products	-	-
Horses, ponies, mules, burros, and donkeys	2	(D)
Aquaculture	-	-
Other animals and other animal products	-	-
<b>TOP CROP ITEMS (acres)</b>		
Rice	8	5,825
Soybeans for beans	18	4,991
Corn for grain	2	(D)
Forage - land used for all hay and haylage, grass silage, and greenchop	21	481
Wheat for grain, all	3	255
<b>TOP LIVESTOCK INVENTORY ITEMS (number)</b>		
Cattle and calves	12	257
Horses and ponies	18	144
Goats, all	3	(D)
Layers	4	52
Mules, burros, and donkeys	2	(D)

### Operator Characteristics

Item	Quantity
Primary occupation:	
Farming	20
Other	74
Days worked off farm:	
None	55
Any	39
Years on present farm:	
2 years or less	1
3 to 4 years	10
5 to 9 years	27
10 years or more	56
Age group:	
Under 45 years	9
45 to 64 years	46
65 years and over	39
Average age of principal operator (years)	62.4

### Economic Characteristics

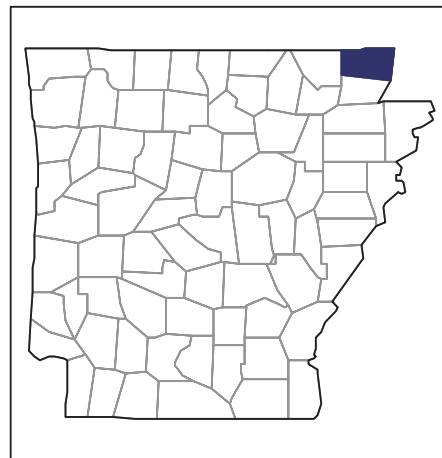
Item	Quantity
Farms by value of sales:	
Less than \$1,000	55
\$1,000 to \$2,499	3
\$2,500 to \$4,999	12
\$5,000 to \$9,999	9
\$10,000 to \$49,999	7
\$50,000 to \$99,999	-
\$100,000 to \$249,999	3
\$250,000 to \$499,999	2
\$500,000 or more	3
Total farm production expenses (\$1,000)	5,378
Average per farm (\$)	57,216
Net cash farm income of operation (\$1,000)	1,753
Average per farm (\$)	18,644
Value of agricultural products sold directly to individuals for human consumption (\$1,000)	-
Total organic product sales (\$1,000)	-
Total income from farm-related sources, gross before taxes and expenses (\$1,000)	40

See "Census of Agriculture, Volume 1, Geographic Area Series" for complete footnotes, explanations, definitions, and methodology.  
(D) Cannot be disclosed. (Z) Less than half of the unit shown.

# 2007 CENSUS *OF* AGRICULTURE

## Clay County – Arkansas

### Farms with Spanish, Hispanic, or Latino Operators Compared with All Farms



Data are not available at this geographic level for farms with Spanish, Hispanic, or Latino operators.



United States Department of Agriculture  
National Agricultural Statistics Service

[www.agcensus.usda.gov](http://www.agcensus.usda.gov)



# 2007 CENSUS OF AGRICULTURE

## Clay County – Arkansas

### Farms with American Indian or Alaska Native Operators Compared with All Farms



Data are not available at this geographic level for farms with American Indian or Alaska Native operators.



United States Department of Agriculture  
National Agricultural Statistics Service

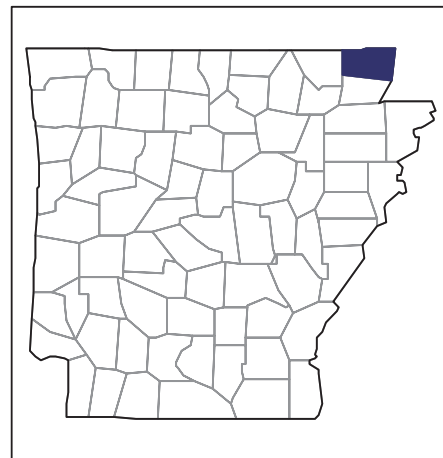
[www.agcensus.usda.gov](http://www.agcensus.usda.gov)



# 2007 CENSUS *OF* AGRICULTURE

**Clay County – Arkansas**

**Farms with Asian Operators  
Compared with All Farms**



**Data are not available at this geographic level for farms with Asian operators.**



United States Department of Agriculture  
National Agricultural Statistics Service

[www.agcensus.usda.gov](http://www.agcensus.usda.gov)

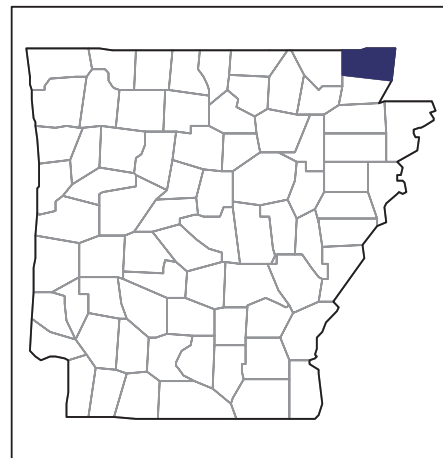




# 2007 CENSUS *OF* AGRICULTURE

## Clay County – Arkansas

### Farms with Black or African American Operators Compared with All Farms



Data are not available at this geographic level for farms with Black or African American operators.



United States Department of Agriculture  
National Agricultural Statistics Service

[www.agcensus.usda.gov](http://www.agcensus.usda.gov)



# 2007 CENSUS OF AGRICULTURE

## Clay County – Arkansas

### Farms with Native Hawaiian or Other Pacific Islander Operators Compared with All Farms



Data are not available at this geographic level for farms with Native Hawaiian or Other Pacific Islander operators.



United States Department of Agriculture  
National Agricultural Statistics Service

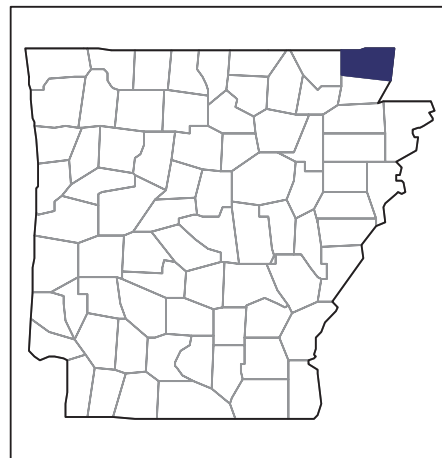
[www.agcensus.usda.gov](http://www.agcensus.usda.gov)



# 2007 CENSUS OF AGRICULTURE

## Clay County – Arkansas

### Farms with White Operators Compared with All Farms



Data are not available at this geographic level for farms with White operators.



United States Department of Agriculture  
National Agricultural Statistics Service

[www.agcensus.usda.gov](http://www.agcensus.usda.gov)

