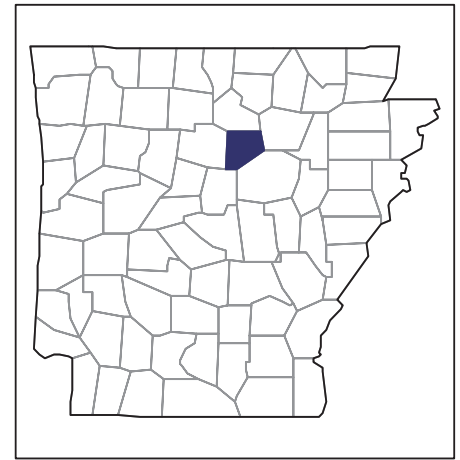


2007 CENSUS OF AGRICULTURE



Cleburne County – Arkansas

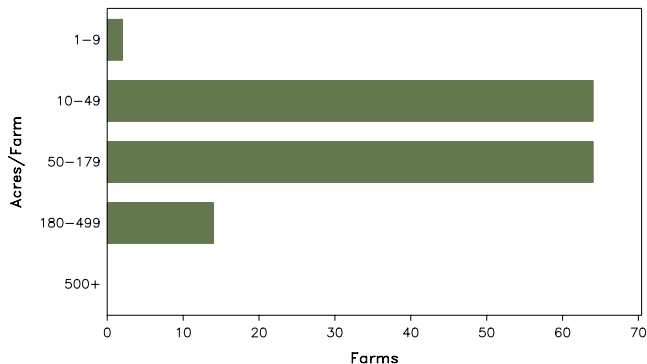
Farms with Women Principal Operators Compared with All Farms

	Women Principal Operators	All Farms
Number of Farms	144	905
Land in Farms	12,494 acres	129,815 acres
Average Size of Farm	87 acres	143 acres
Market Value of Products Sold	\$4,977,000	\$56,122,000
Crop Sales	\$228,000	\$1,618,000
Livestock Sales	\$4,749,000	\$54,505,000
Average Per Farm	\$34,565	\$62,014
Government Payments	\$50,000	\$646,000
Average Per Farm Receiving Payments	\$1,865	\$3,891

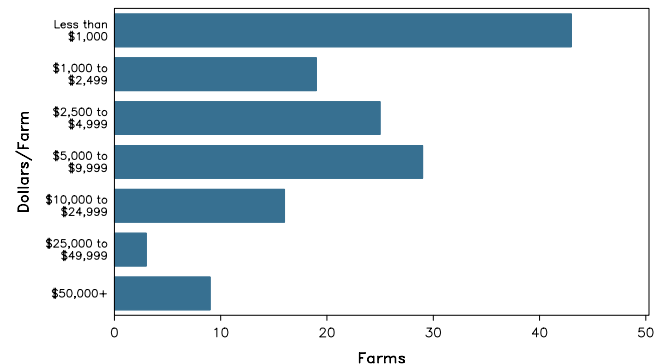
See footnotes on reverse page.

Farms with Women Principal Operators

Farms by Size



Farms by Economic Size



2007 CENSUS OF AGRICULTURE

Cleburne County – Arkansas Farms with Women Principal Operators

Selected Highlights

Item	Farms	Quantity
MARKET VALUE OF AGRICULTURAL PRODUCTS SOLD (\$1,000)		
Total value of agricultural products sold	144	4,977
Value of crops including nursery and greenhouse	42	228
Value of livestock, poultry, and their products	76	4,749
VALUE OF SALES BY COMMODITY GROUP (\$1,000)		
Grains, oilseeds, dry beans, and dry peas	-	-
Tobacco	-	-
Cotton and cottonseed	-	-
Vegetables, melons, potatoes and sweet potatoes	1	(D)
Fruits, tree nuts, and berries	2	(D)
Nursery, greenhouse, floriculture, and sod	-	-
Cut Christmas trees and short rotation woody crops	-	-
Other crops and hay	41	218
Poultry and eggs	17	3,815
Cattle and calves	57	(D)
Milk and other dairy products from cows	-	-
Hogs and pigs	1	(D)
Sheep, goats, and their products	8	5
Horses, ponies, mules, burros, and donkeys	6	10
Aquaculture	1	(D)
Other animals and other animal products	3	-
TOP CROP ITEMS (acres)		
Forage - land used for all hay and haylage, grass silage, and greenchop	74	2,740
Land in berries	3	(D)
Grapes	1	(D)
Vegetables harvested for sale	1	(D)
Beans, snap	1	(D)
TOP LIVESTOCK INVENTORY ITEMS (number)		
Broilers and other meat-type chickens	7	192,200
Pullets for laying flock replacement	1	(D)
Layers	10	(D)
Cattle and calves	70	2,024
Quail	2	(D)

Operator Characteristics

Item	Quantity
Primary occupation:	
Farming	48
Other	96
Days worked off farm:	
None	69
Any	75
Years on present farm:	
2 years or less	9
3 to 4 years	15
5 to 9 years	26
10 years or more	94
Age group:	
Under 45 years	17
45 to 64 years	73
65 years and over	54
Average age of principal operator (years)	61.0

Economic Characteristics

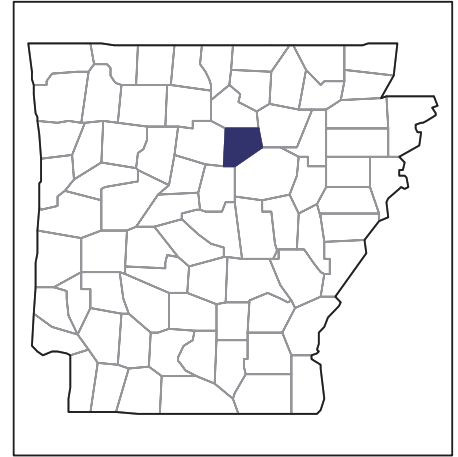
Item	Quantity
Farms by value of sales:	
Less than \$1,000	49
\$1,000 to \$2,499	18
\$2,500 to \$4,999	22
\$5,000 to \$9,999	30
\$10,000 to \$49,999	16
\$50,000 to \$99,999	-
\$100,000 to \$249,999	2
\$250,000 to \$499,999	3
\$500,000 or more	4
Total farm production expenses (\$1,000)	4,381
Average per farm (\$)	30,426
Net cash farm income of operation (\$1,000)	692
Average per farm (\$)	4,805
Value of agricultural products sold directly to individuals for human consumption (\$1,000)	(D)
Total organic product sales (\$1,000)	-
Total income from farm-related sources, gross before taxes and expenses (\$1,000)	46

See "Census of Agriculture, Volume 1, Geographic Area Series" for complete footnotes, explanations, definitions, and methodology.
(D) Cannot be disclosed. (Z) Less than half of the unit shown.

2007 CENSUS *OF* AGRICULTURE

Cleburne County – Arkansas

Farms with Spanish, Hispanic, or Latino Operators Compared with All Farms



Data are not available at this geographic level for farms with Spanish, Hispanic, or Latino operators.



United States Department of Agriculture
National Agricultural Statistics Service

www.agcensus.usda.gov

2007 CENSUS *OF* AGRICULTURE

Cleburne County – Arkansas

Farms with American Indian or Alaska Native Operators Compared with All Farms



Data are not available at this geographic level for farms with American Indian or Alaska Native operators.



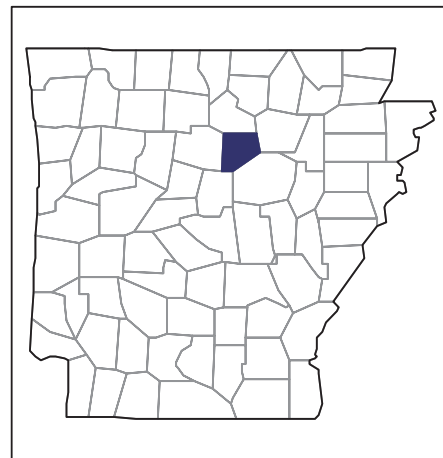
United States Department of Agriculture
National Agricultural Statistics Service

www.agcensus.usda.gov

2007 CENSUS *OF* AGRICULTURE

Cleburne County – Arkansas

**Farms with Asian Operators
Compared with All Farms**



Data are not available at this geographic level for farms with Asian operators.



United States Department of Agriculture
National Agricultural Statistics Service

www.agcensus.usda.gov

2007 CENSUS *OF* AGRICULTURE

Cleburne County – Arkansas

Farms with Black or African American Operators Compared with All Farms



Data are not available at this geographic level for farms with Black or African American operators.



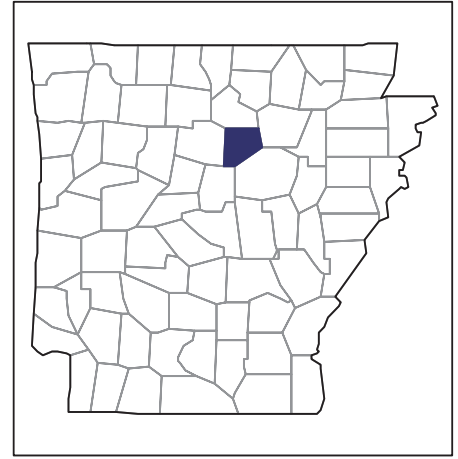
United States Department of Agriculture
National Agricultural Statistics Service

www.agcensus.usda.gov

2007 CENSUS OF AGRICULTURE

Cleburne County – Arkansas

Farms with Native Hawaiian or Other Pacific Islander Operators Compared with All Farms



Data are not available at this geographic level for farms with Native Hawaiian or Other Pacific Islander operators.



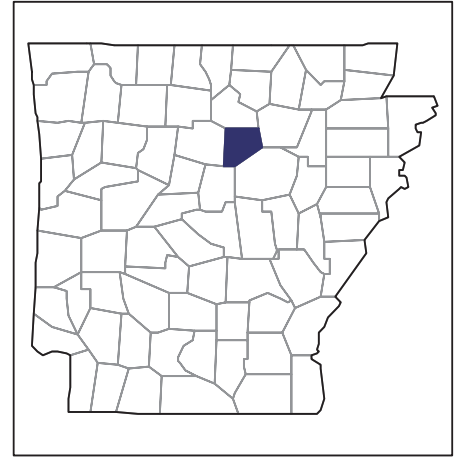
United States Department of Agriculture
National Agricultural Statistics Service

www.agcensus.usda.gov

2007 CENSUS *OF* AGRICULTURE

Cleburne County – Arkansas

**Farms with White Operators
Compared with All Farms**



Data are not available at this geographic level for farms with White operators.



United States Department of Agriculture
National Agricultural Statistics Service

www.agcensus.usda.gov

