

# 2007 CENSUS OF AGRICULTURE



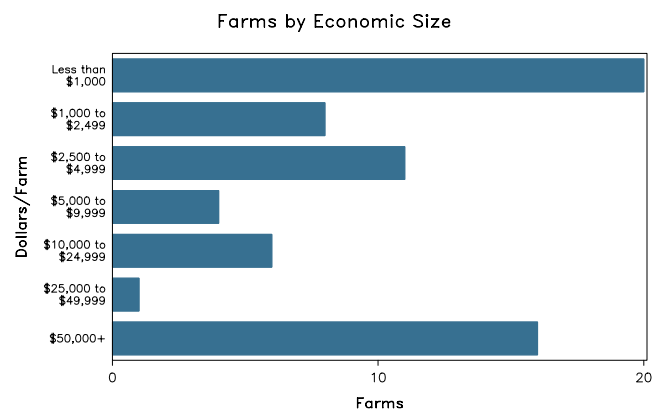
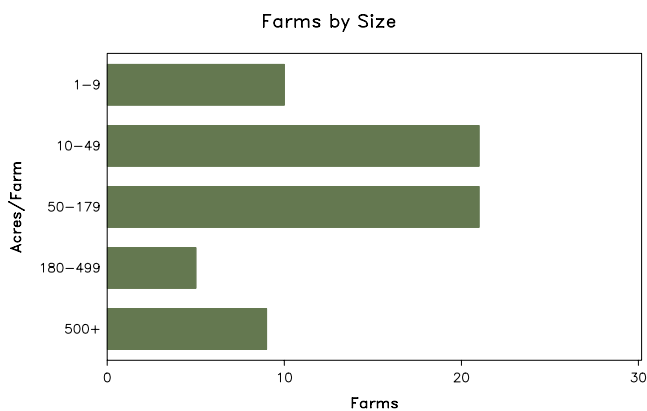
## Craighead County – Arkansas

### Farms with Women Principal Operators Compared with All Farms

	Women Principal Operators	All Farms
<b>Number of Farms</b>	66	736
<b>Land in Farms</b>	12,202 acres	336,919 acres
<b>Average Size of Farm</b>	185 acres	458 acres
<b>Market Value of Products Sold</b>	\$4,245,000	\$158,935,000
Crop Sales	\$4,116,000	\$153,368,000
Livestock Sales	\$129,000	\$5,567,000
Average Per Farm	\$64,322	\$215,945
<b>Government Payments</b>	\$538,000	\$16,297,000
Average Per Farm Receiving Payments	\$22,425	\$44,896

See footnotes on reverse page.

### Farms with Women Principal Operators



# 2007 CENSUS OF AGRICULTURE

## Craighead County – Arkansas Farms with Women Principal Operators

### Selected Highlights

Item	Farms	Quantity
<b>MARKET VALUE OF AGRICULTURAL PRODUCTS SOLD (\$1,000)</b>		
Total value of agricultural products sold	66	4,245
Value of crops including nursery and greenhouse	27	4,116
Value of livestock, poultry, and their products	26	129
<b>VALUE OF SALES BY COMMODITY GROUP (\$1,000)</b>		
Grains, oilseeds, dry beans, and dry peas	15	(D)
Tobacco	-	-
Cotton and cottonseed	2	(D)
Vegetables, melons, potatoes and sweet potatoes	-	-
Fruits, tree nuts, and berries	-	-
Nursery, greenhouse, floriculture, and sod	-	-
Cut Christmas trees and short rotation woody crops	-	-
Other crops and hay	11	(D)
Poultry and eggs	1	(D)
Cattle and calves	11	(D)
Milk and other dairy products from cows	-	-
Hogs and pigs	-	-
Sheep, goats, and their products	5	(D)
Horses, ponies, mules, burros, and donkeys	8	36
Aquaculture	-	-
Other animals and other animal products	10	10
<b>TOP CROP ITEMS (acres)</b>		
Soybeans for beans	8	3,980
Rice	14	3,844
Forage - land used for all hay and haylage, grass silage, and greenchop	21	907
Corn for grain	6	594
Cotton, all	2	(D)
<b>TOP LIVESTOCK INVENTORY ITEMS (number)</b>		
Cattle and calves	18	1,223
Horses and ponies	33	287
Goats, all	8	159
Rabbits and their pelts	3	(D)
Layers	5	42

### Operator Characteristics

Item	Quantity
Primary occupation:	
Farming	20
Other	46
Days worked off farm:	
None	27
Any	39
Years on present farm:	
2 years or less	2
3 to 4 years	7
5 to 9 years	17
10 years or more	40
Age group:	
Under 45 years	21
45 to 64 years	28
65 years and over	17
Average age of principal operator (years)	54.4

### Economic Characteristics

Item	Quantity
Farms by value of sales:	
Less than \$1,000	26
\$1,000 to \$2,499	6
\$2,500 to \$4,999	10
\$5,000 to \$9,999	4
\$10,000 to \$49,999	4
\$50,000 to \$99,999	7
\$100,000 to \$249,999	1
\$250,000 to \$499,999	6
\$500,000 or more	2
Total farm production expenses (\$1,000)	3,512
Average per farm (\$)	53,217
Net cash farm income of operation (\$1,000)	1,458
Average per farm (\$)	22,084
Value of agricultural products sold directly to individuals for human consumption (\$1,000)	8
Total organic product sales (\$1,000)	-
Total income from farm-related sources, gross before taxes and expenses (\$1,000)	186

See "Census of Agriculture, Volume 1, Geographic Area Series" for complete footnotes, explanations, definitions, and methodology.  
(D) Cannot be disclosed. (Z) Less than half of the unit shown.

# 2007 CENSUS OF AGRICULTURE

## Craighead County – Arkansas

### Farms with Spanish, Hispanic, or Latino Operators Compared with All Farms



Data are not available at this geographic level for farms with Spanish, Hispanic, or Latino operators.



United States Department of Agriculture  
National Agricultural Statistics Service

[www.agcensus.usda.gov](http://www.agcensus.usda.gov)



# 2007 CENSUS OF AGRICULTURE

## Craighead County – Arkansas

### Farms with American Indian or Alaska Native Operators Compared with All Farms



Data are not available at this geographic level for farms with American Indian or Alaska Native operators.



United States Department of Agriculture  
National Agricultural Statistics Service

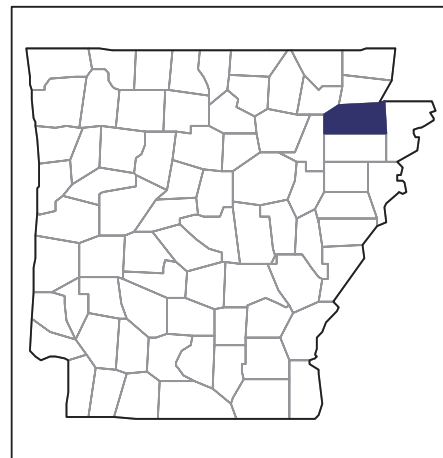
[www.agcensus.usda.gov](http://www.agcensus.usda.gov)



# 2007 CENSUS *OF* AGRICULTURE

**Craighead County – Arkansas**

**Farms with Asian Operators  
Compared with All Farms**



**Data are not available at this geographic level for farms with Asian operators.**



United States Department of Agriculture  
National Agricultural Statistics Service

[www.agcensus.usda.gov](http://www.agcensus.usda.gov)

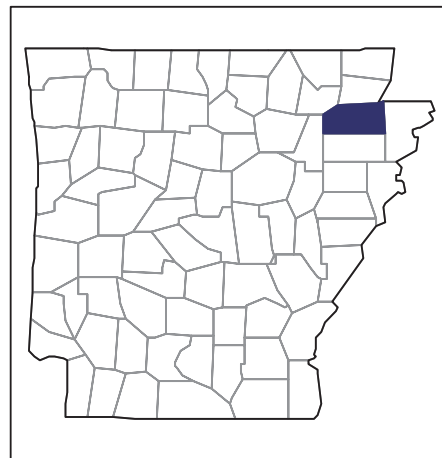




# 2007 CENSUS *OF* AGRICULTURE

## Craighead County – Arkansas

### Farms with Black or African American Operators Compared with All Farms



Data are not available at this geographic level for farms with Black or African American operators.



United States Department of Agriculture  
National Agricultural Statistics Service

[www.agcensus.usda.gov](http://www.agcensus.usda.gov)



# 2007 CENSUS *OF* AGRICULTURE

## Craighead County – Arkansas

### Farms with Native Hawaiian or Other Pacific Islander Operators Compared with All Farms



Data are not available at this geographic level for farms with Native Hawaiian or Other Pacific Islander operators.



United States Department of Agriculture  
National Agricultural Statistics Service

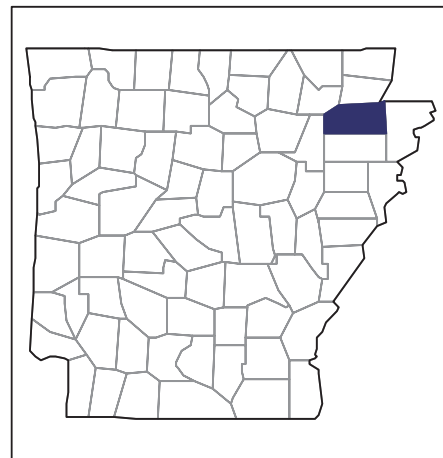
[www.agcensus.usda.gov](http://www.agcensus.usda.gov)



# 2007 CENSUS *OF* AGRICULTURE

**Craighead County – Arkansas**

**Farms with White Operators  
Compared with All Farms**



**Data are not available at this geographic level for farms with White operators.**



United States Department of Agriculture  
National Agricultural Statistics Service

[www.agcensus.usda.gov](http://www.agcensus.usda.gov)

