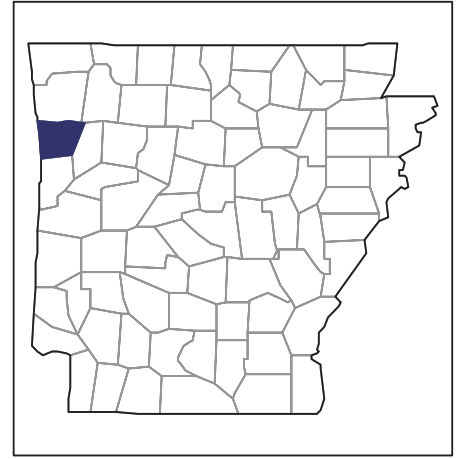


2007 CENSUS OF AGRICULTURE



Crawford County – Arkansas

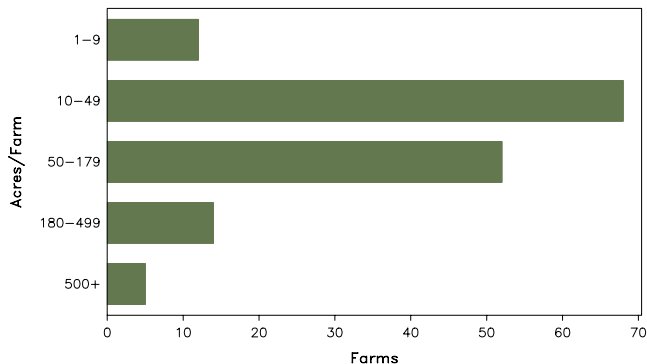
Farms with Women Principal Operators Compared with All Farms

	Women Principal Operators	All Farms
Number of Farms	151	1,026
Land in Farms	14,754 acres	119,227 acres
Average Size of Farm	98 acres	116 acres
Market Value of Products Sold	\$5,647,000	\$58,523,000
Crop Sales	\$409,000	\$10,801,000
Livestock Sales	\$5,238,000	\$47,722,000
Average Per Farm	\$37,394	\$57,040
Government Payments	(D)	\$171,000
Average Per Farm Receiving Payments	(D)	\$4,079

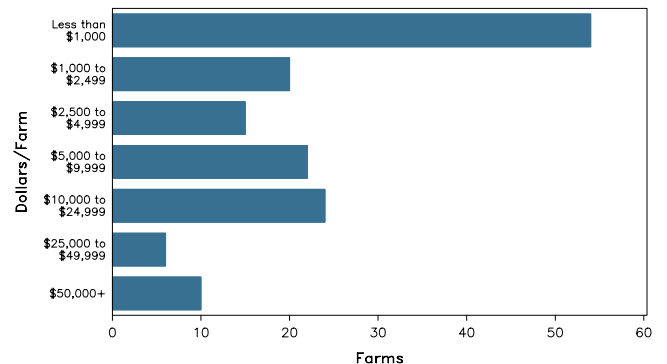
See footnotes on reverse page.

Farms with Women Principal Operators

Farms by Size



Farms by Economic Size



2007 CENSUS OF AGRICULTURE

Crawford County – Arkansas Farms with Women Principal Operators

Selected Highlights

Item	Farms	Quantity
MARKET VALUE OF AGRICULTURAL PRODUCTS SOLD (\$1,000)		
Total value of agricultural products sold	151	5,647
Value of crops including nursery and greenhouse	44	409
Value of livestock, poultry, and their products	90	5,238
VALUE OF SALES BY COMMODITY GROUP (\$1,000)		
Grains, oilseeds, dry beans, and dry peas	1	(D)
Tobacco	-	-
Cotton and cottonseed	-	-
Vegetables, melons, potatoes and sweet potatoes	3	27
Fruits, tree nuts, and berries	2	(D)
Nursery, greenhouse, floriculture, and sod	2	(D)
Cut Christmas trees and short rotation woody crops	-	-
Other crops and hay	38	162
Poultry and eggs	13	(D)
Cattle and calves	68	759
Milk and other dairy products from cows	-	-
Hogs and pigs	4	(D)
Sheep, goats, and their products	8	5
Horses, ponies, mules, burros, and donkeys	10	20
Aquaculture	-	-
Other animals and other animal products	3	6
TOP CROP ITEMS (acres)		
Forage - land used for all hay and haylage, grass silage, and greenchop	77	3,405
Soybeans for beans	1	(D)
Wheat for grain, all	1	(D)
Sorghum for grain	1	(D)
Corn for grain	1	(D)
TOP LIVESTOCK INVENTORY ITEMS (number)		
Broilers and other meat-type chickens	4	324,676
Layers	12	(D)
Cattle and calves	92	3,104
Horses and ponies	51	500
Goats, all	10	169

Operator Characteristics

Item	Quantity
Primary occupation:	
Farming	59
Other	92
Days worked off farm:	
None	49
Any	102
Years on present farm:	
2 years or less	17
3 to 4 years	17
5 to 9 years	26
10 years or more	91
Age group:	
Under 45 years	32
45 to 64 years	72
65 years and over	47
Average age of principal operator (years)	56.9

Economic Characteristics

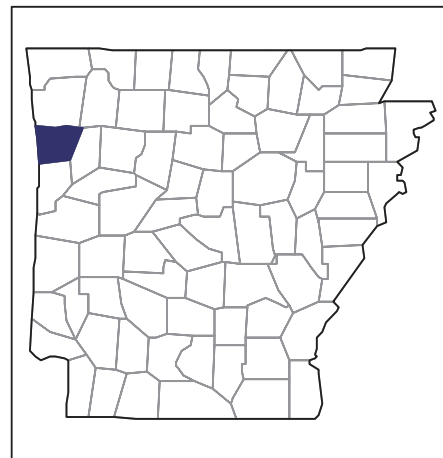
Item	Quantity
Farms by value of sales:	
Less than \$1,000	54
\$1,000 to \$2,499	20
\$2,500 to \$4,999	15
\$5,000 to \$9,999	22
\$10,000 to \$49,999	30
\$50,000 to \$99,999	2
\$100,000 to \$249,999	2
\$250,000 to \$499,999	3
\$500,000 or more	3
Total farm production expenses (\$1,000)	5,157
Average per farm (\$)	34,152
Net cash farm income of operation (\$1,000)	584
Average per farm (\$)	3,870
Value of agricultural products sold directly to individuals for human consumption (\$1,000)	13
Total organic product sales (\$1,000)	-
Total income from farm-related sources, gross before taxes and expenses (\$1,000)	86

See "Census of Agriculture, Volume 1, Geographic Area Series" for complete footnotes, explanations, definitions, and methodology.
(D) Cannot be disclosed. (Z) Less than half of the unit shown.

2007 CENSUS OF AGRICULTURE

Crawford County – Arkansas

Farms with Spanish, Hispanic, or Latino Operators Compared with All Farms



Data are not available at this geographic level for farms with Spanish, Hispanic, or Latino operators.



United States Department of Agriculture
National Agricultural Statistics Service

www.agcensus.usda.gov

2007 CENSUS OF AGRICULTURE



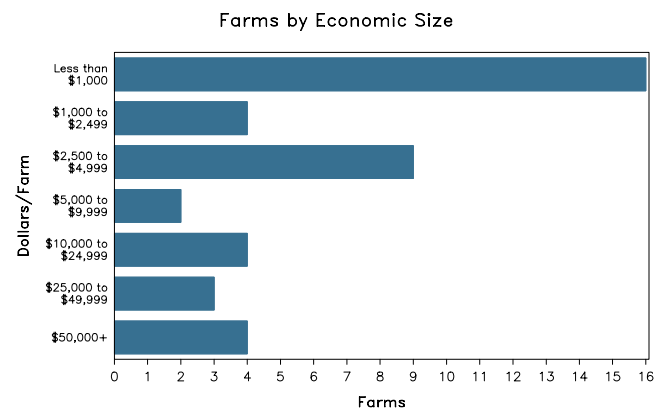
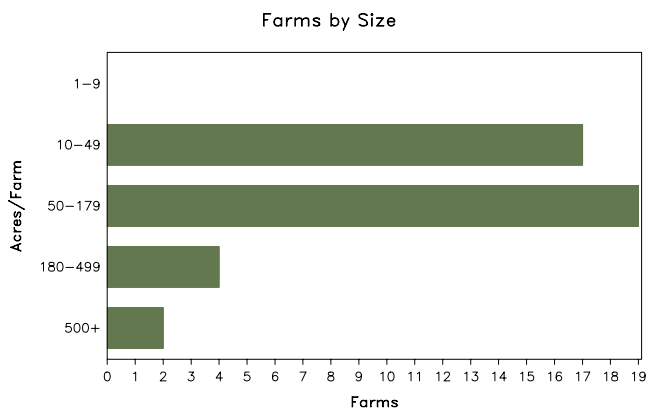
Crawford County – Arkansas

Farms with American Indian or Alaska Native Operators Compared with All Farms

	American Indian or Alaska Native Operators ²	All Farms
Number of Farm Operators ¹	56	1,552
Number of Farms	42	1,026
Land in Farms	4,757 acres	119,227 acres
Average Size of Farm	113 acres	116 acres
Market Value of Products Sold	\$2,192,000	\$58,523,000
Crop Sales	\$117,000	\$10,801,000
Livestock Sales	\$2,075,000	\$47,722,000
Average Per Farm	\$52,181	\$57,040
Government Payments	(D)	\$171,000
Average Per Farm Receiving Payments	(D)	\$4,079

See footnotes on reverse page.

Farms with American Indian or Alaska Native Operators



2007 CENSUS OF AGRICULTURE

Crawford County – Arkansas Farms with American Indian or Alaska Native Operators

Selected Highlights

Item	Farms	Quantity
MARKET VALUE OF AGRICULTURAL PRODUCTS SOLD (\$1,000)		
Total value of agricultural products sold	42	2,192
Value of crops including nursery and greenhouse	8	117
Value of livestock, poultry, and their products	23	2,075
VALUE OF SALES BY COMMODITY GROUP (\$1,000)		
Grains, oilseeds, dry beans, and dry peas	-	-
Tobacco	-	-
Cotton and cottonseed	-	-
Vegetables, melons, potatoes and sweet potatoes	1	(D)
Fruits, tree nuts, and berries	-	-
Nursery, greenhouse, floriculture, and sod	-	-
Cut Christmas trees and short rotation woody crops	-	-
Other crops and hay	7	(D)
Poultry and eggs	5	(D)
Cattle and calves	16	(D)
Milk and other dairy products from cows	1	(D)
Hogs and pigs	2	(D)
Sheep, goats, and their products	3	(D)
Horses, ponies, mules, burros, and donkeys	5	17
Aquaculture	-	-
Other animals and other animal products	-	-
TOP CROP ITEMS (acres)		
Forage - land used for all hay and haylage, grass silage, and greenchop	23	1,385
Vegetables harvested for sale	1	(D)
Garlic	1	(D)
Onions, green	1	(D)
Parsley	1	(D)
TOP LIVESTOCK INVENTORY ITEMS (number)		
Broilers and other meat-type chickens	1	(D)
Cattle and calves	27	1,081
Layers	6	228
Horses and ponies	19	153
Ducks	2	(D)

Operator Characteristics

Item	Quantity
Primary occupation:	
Farming	31
Other	25
Days worked off farm:	
None	12
Any	44
Years on present farm:	
2 years or less	1
3 to 4 years	6
5 to 9 years	7
10 years or more	42
Age group:	
Under 45 years	7
45 to 64 years	33
65 years and over	16
Average age (years)	56.2

Economic Characteristics

Item	Quantity
Farms by value of sales:	
Less than \$1,000	16
\$1,000 to \$2,499	4
\$2,500 to \$4,999	9
\$5,000 to \$9,999	2
\$10,000 to \$49,999	7
\$50,000 to \$99,999	2
\$100,000 to \$249,999	1
\$250,000 to \$499,999	-
\$500,000 or more	1
Total farm production expenses (\$1,000)	1,753
Average per farm (\$)	41,740
Net cash farm income of operation (\$1,000)	483
Average per farm (\$)	11,494
Value of agricultural products sold directly to individuals for human consumption (\$1,000)	(D)
Total organic product sales (\$1,000)	-
Total income from farm-related sources, gross before taxes and expenses (\$1,000)	42

See "Census of Agriculture, Volume 1, Geographic Area Series" for complete footnotes, explanations, definitions, and methodology.

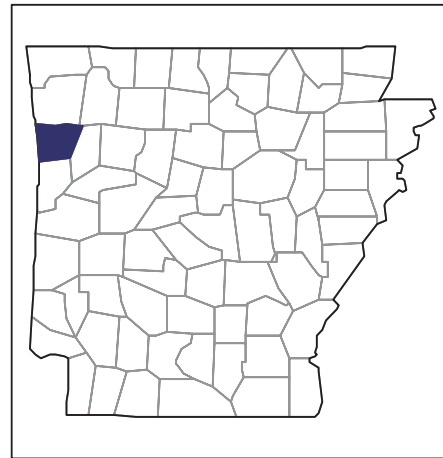
(D) Cannot be disclosed. (Z) Less than half of the unit shown.

¹ Data were collected for a maximum of three operators per farm. ² Operators reporting selected race alone or in combination with other races.

2007 CENSUS *OF* AGRICULTURE

Crawford County – Arkansas

**Farms with Asian Operators
Compared with All Farms**



Data are not available at this geographic level for farms with Asian operators.



United States Department of Agriculture
National Agricultural Statistics Service

www.agcensus.usda.gov

2007 CENSUS *OF* AGRICULTURE

Crawford County – Arkansas

Farms with Black or African American Operators Compared with All Farms



Data are not available at this geographic level for farms with Black or African American operators.



United States Department of Agriculture
National Agricultural Statistics Service

www.agcensus.usda.gov

2007 CENSUS *OF* AGRICULTURE

Crawford County – Arkansas

Farms with Native Hawaiian or Other Pacific Islander Operators Compared with All Farms



Data are not available at this geographic level for farms with Native Hawaiian or Other Pacific Islander operators.



United States Department of Agriculture
National Agricultural Statistics Service

www.agcensus.usda.gov

2007 CENSUS OF AGRICULTURE



Crawford County – Arkansas

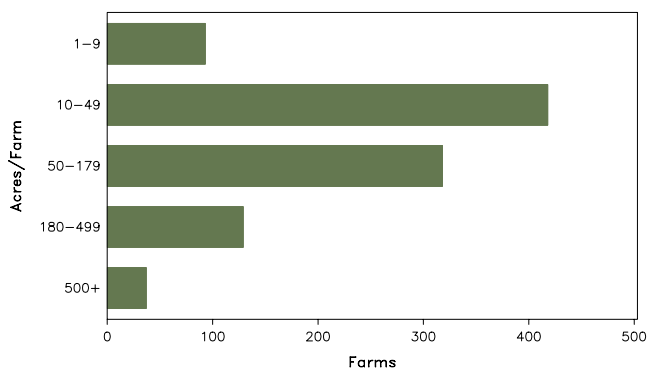
Farms with White Operators Compared with All Farms

	White Operators ²	All Farms
Number of Farm Operators ¹	1,493	1,552
Number of Farms	995	1,026
Land in Farms	117,090 acres	119,227 acres
Average Size of Farm	118 acres	116 acres
Market Value of Products Sold	\$57,281,000	\$58,523,000
Crop Sales	\$10,772,000	\$10,801,000
Livestock Sales	\$46,509,000	\$47,722,000
Average Per Farm	\$57,568	\$57,040
Government Payments	\$163,000	\$171,000
Average Per Farm Receiving Payments	\$4,300	\$4,079

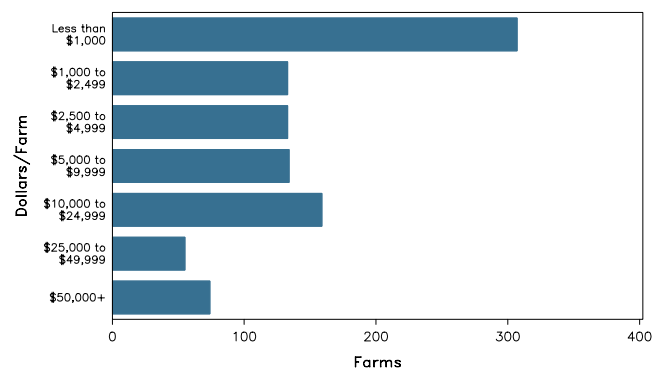
See footnotes on reverse page.

Farms with White Operators

Farms by Size



Farms by Economic Size



2007 CENSUS OF AGRICULTURE

Crawford County – Arkansas Farms with White Operators

Selected Highlights

Item	Farms	Quantity
MARKET VALUE OF AGRICULTURAL PRODUCTS SOLD (\$1,000)		
Total value of agricultural products sold	995	57,281
Value of crops including nursery and greenhouse	272	10,772
Value of livestock, poultry, and their products	624	46,509
VALUE OF SALES BY COMMODITY GROUP (\$1,000)		
Grains, oilseeds, dry beans, and dry peas	22	2,092
Tobacco	-	-
Cotton and cottonseed	-	-
Vegetables, melons, potatoes and sweet potatoes	21	(D)
Fruits, tree nuts, and berries	16	212
Nursery, greenhouse, floriculture, and sod	13	6,017
Cut Christmas trees and short rotation woody crops	5	114
Other crops and hay	211	(D)
Poultry and eggs	96	(D)
Cattle and calves	499	(D)
Milk and other dairy products from cows	3	(D)
Hogs and pigs	18	(D)
Sheep, goats, and their products	40	(D)
Horses, ponies, mules, burros, and donkeys	66	(D)
Aquaculture	1	(D)
Other animals and other animal products	13	38
TOP CROP ITEMS (acres)		
Forage - land used for all hay and haylage, grass silage, and greenchop	460	24,834
Soybeans for beans	22	4,502
Corn for grain	12	3,188
Wheat for grain, all	10	1,344
Sorghum for grain	5	779
TOP LIVESTOCK INVENTORY ITEMS (number)		
Broilers and other meat-type chickens	25	(D)
Layers	77	161,007
Turkeys	8	(D)
Cattle and calves	623	25,849
Quail	1	(D)

Operator Characteristics

Item	Quantity
Primary occupation:	
Farming	512
Other	981
Days worked off farm:	
None	478
Any	1,015
Years on present farm:	
2 years or less	84
3 to 4 years	119
5 to 9 years	292
10 years or more	998
Age group:	
Under 45 years	288
45 to 64 years	850
65 years and over	355
Average age (years)	55.5

Economic Characteristics

Item	Quantity
Farms by value of sales:	
Less than \$1,000	310
\$1,000 to \$2,499	132
\$2,500 to \$4,999	133
\$5,000 to \$9,999	135
\$10,000 to \$49,999	211
\$50,000 to \$99,999	14
\$100,000 to \$249,999	15
\$250,000 to \$499,999	13
\$500,000 or more	32
Total farm production expenses (\$1,000)	53,140
Average per farm (\$)	53,407
Net cash farm income of operation (\$1,000)	5,018
Average per farm (\$)	5,043
Value of agricultural products sold directly to individuals for human consumption (\$1,000)	(D)
Total organic product sales (\$1,000)	-
Total income from farm-related sources, gross before taxes and expenses (\$1,000)	714

See "Census of Agriculture, Volume 1, Geographic Area Series" for complete footnotes, explanations, definitions, and methodology.

(D) Cannot be disclosed. (Z) Less than half of the unit shown.

¹ Data were collected for a maximum of three operators per farm. ² Operators reporting selected race alone or in combination with other races.