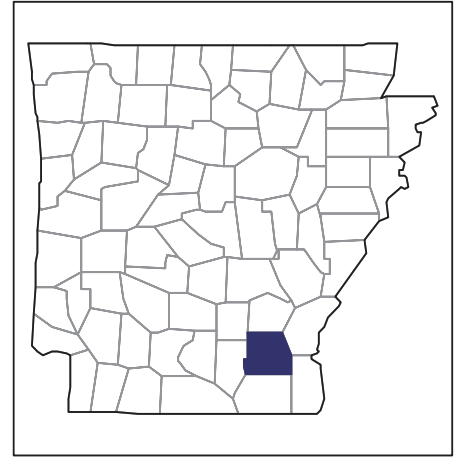


2007 CENSUS OF AGRICULTURE



Drew County – Arkansas

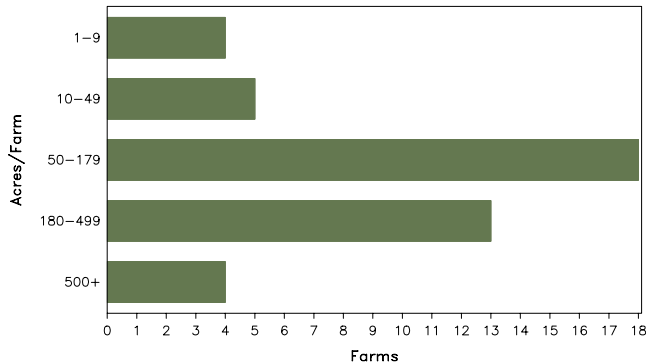
Farms with Women Principal Operators Compared with All Farms

	Women Principal Operators	All Farms
Number of Farms	44	368
Land in Farms	9,866 acres	124,371 acres
Average Size of Farm	224 acres	338 acres
Market Value of Products Sold	\$4,943,000	\$57,338,000
Crop Sales	\$1,434,000	\$35,925,000
Livestock Sales	\$3,509,000	\$21,413,000
Average Per Farm	\$112,344	\$155,809
Government Payments	\$266,000	\$3,292,000
Average Per Farm Receiving Payments	\$11,557	\$24,750

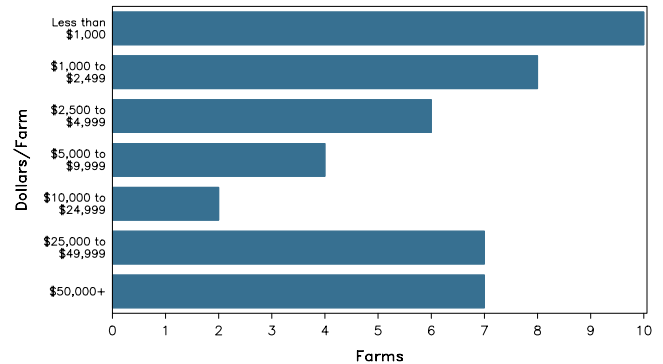
See footnotes on reverse page.

Farms with Women Principal Operators

Farms by Size



Farms by Economic Size



2007 CENSUS OF AGRICULTURE

Drew County – Arkansas Farms with Women Principal Operators

Selected Highlights

Item	Farms	Quantity
MARKET VALUE OF AGRICULTURAL PRODUCTS SOLD (\$1,000)		
Total value of agricultural products sold	44	4,943
Value of crops including nursery and greenhouse	19	1,434
Value of livestock, poultry, and their products	8	3,509
VALUE OF SALES BY COMMODITY GROUP (\$1,000)		
Grains, oilseeds, dry beans, and dry peas	4	(D)
Tobacco	-	-
Cotton and cottonseed	2	(D)
Vegetables, melons, potatoes and sweet potatoes	4	64
Fruits, tree nuts, and berries	-	-
Nursery, greenhouse, floriculture, and sod	-	-
Cut Christmas trees and short rotation woody crops	-	-
Other crops and hay	10	136
Poultry and eggs	3	(D)
Cattle and calves	8	(D)
Milk and other dairy products from cows	-	-
Hogs and pigs	-	-
Sheep, goats, and their products	-	-
Horses, ponies, mules, burros, and donkeys	-	-
Aquaculture	-	-
Other animals and other animal products	-	-
TOP CROP ITEMS (acres)		
Forage - land used for all hay and haylage, grass silage, and greenchop	17	1,380
Corn for grain	2	(D)
Soybeans for beans	2	(D)
Oats for grain	2	(D)
Cotton, all	2	(D)
TOP LIVESTOCK INVENTORY ITEMS (number)		
Broilers and other meat-type chickens	3	277,400
Cattle and calves	10	836
Horses and ponies	7	36
Rabbits and their pelts	1	(D)

Operator Characteristics

Item	Quantity
Primary occupation:	
Farming	15
Other	29
Days worked off farm:	
None	24
Any	20
Years on present farm:	
2 years or less	1
3 to 4 years	1
5 to 9 years	13
10 years or more	29
Age group:	
Under 45 years	5
45 to 64 years	21
65 years and over	18
Average age of principal operator (years)	59.3

Economic Characteristics

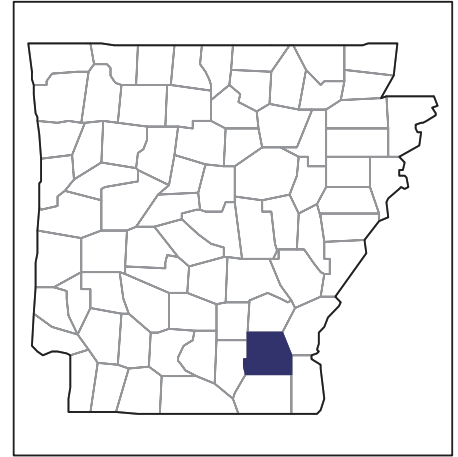
Item	Quantity
Farms by value of sales:	
Less than \$1,000	23
\$1,000 to \$2,499	3
\$2,500 to \$4,999	2
\$5,000 to \$9,999	1
\$10,000 to \$49,999	9
\$50,000 to \$99,999	1
\$100,000 to \$249,999	-
\$250,000 to \$499,999	-
\$500,000 or more	5
Total farm production expenses (\$1,000)	4,117
Average per farm (\$)	93,569
Net cash farm income of operation (\$1,000)	1,224
Average per farm (\$)	27,824
Value of agricultural products sold directly to individuals for human consumption (\$1,000)	(D)
Total organic product sales (\$1,000)	-
Total income from farm-related sources, gross before taxes and expenses (\$1,000)	132

See "Census of Agriculture, Volume 1, Geographic Area Series" for complete footnotes, explanations, definitions, and methodology.
(D) Cannot be disclosed. (Z) Less than half of the unit shown.

2007 CENSUS *OF* **AGRICULTURE**

Drew County – Arkansas

Farms with Spanish, Hispanic, or Latino Operators Compared with All Farms



Data are not available at this geographic level for farms with Spanish, Hispanic, or Latino operators.



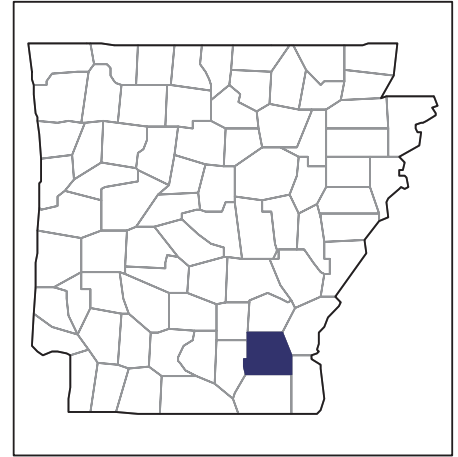
United States Department of Agriculture
National Agricultural Statistics Service

www.agcensus.usda.gov

2007 CENSUS *OF* AGRICULTURE

Drew County – Arkansas

Farms with American Indian or Alaska Native Operators Compared with All Farms



Data are not available at this geographic level for farms with American Indian or Alaska Native operators.



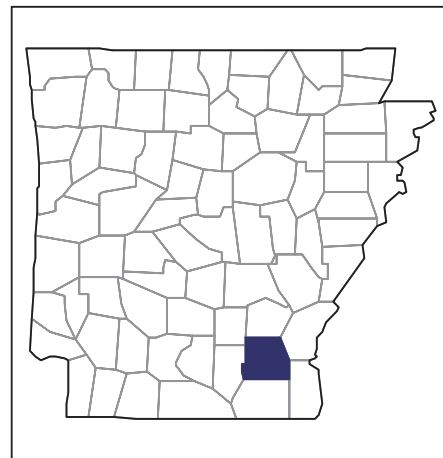
United States Department of Agriculture
National Agricultural Statistics Service

www.agcensus.usda.gov

2007 CENSUS *OF* **AGRICULTURE**

Drew County – Arkansas

**Farms with Asian Operators
Compared with All Farms**



Data are not available at this geographic level for farms with Asian operators.



United States Department of Agriculture
National Agricultural Statistics Service

www.agcensus.usda.gov

2007 CENSUS OF AGRICULTURE



Drew County – Arkansas

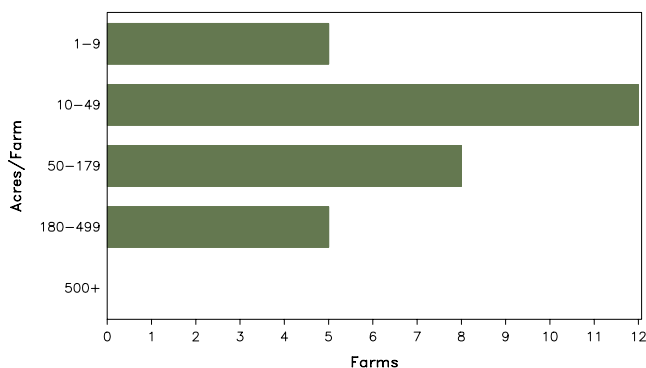
Farms with Black or African American Operators Compared with All Farms

	Black or African American Operators ²	All Farms
Number of Farm Operators ¹	35	499
Number of Farms	30	368
Land in Farms	2,826 acres	124,371 acres
Average Size of Farm	94 acres	338 acres
Market Value of Products Sold	\$204,000	\$57,338,000
Crop Sales	\$153,000	\$35,925,000
Livestock Sales	\$51,000	\$21,413,000
Average Per Farm	\$6,797	\$155,809
Government Payments	\$83,000	\$3,292,000
Average Per Farm Receiving Payments	\$7,519	\$24,750

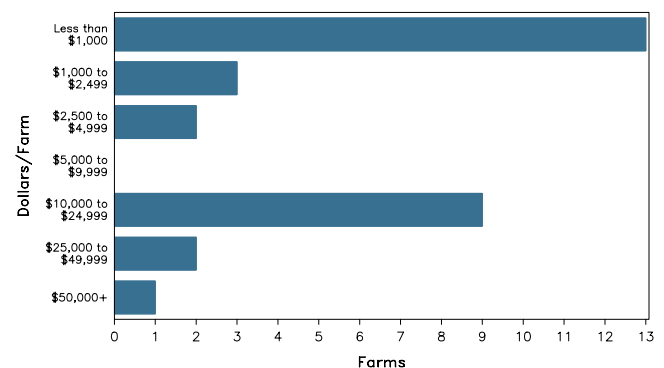
See footnotes on reverse page.

Farms with Black or African American Operators

Farms by Size



Farms by Economic Size



2007 CENSUS OF AGRICULTURE

Drew County – Arkansas Farms with Black or African American Operators

Selected Highlights

Item	Farms	Quantity
MARKET VALUE OF AGRICULTURAL PRODUCTS SOLD (\$1,000)		
Total value of agricultural products sold	30	204
Value of crops including nursery and greenhouse	18	153
Value of livestock, poultry, and their products	12	51
VALUE OF SALES BY COMMODITY GROUP (\$1,000)		
Grains, oilseeds, dry beans, and dry peas	4	60
Tobacco	-	-
Cotton and cottonseed	1	(D)
Vegetables, melons, potatoes and sweet potatoes	4	10
Fruits, tree nuts, and berries	-	-
Nursery, greenhouse, floriculture, and sod	-	-
Cut Christmas trees and short rotation woody crops	-	-
Other crops and hay	9	(D)
Poultry and eggs	2	(D)
Cattle and calves	10	47
Milk and other dairy products from cows	-	-
Hogs and pigs	4	(D)
Sheep, goats, and their products	-	-
Horses, ponies, mules, burros, and donkeys	-	-
Aquaculture	-	-
Other animals and other animal products	-	-
TOP CROP ITEMS (acres)		
Oats for grain	2	(D)
Forage - land used for all hay and haylage, grass silage, and greenchop	12	400
Soybeans for beans	2	(D)
Cotton, all	1	(D)
Vegetables harvested for sale	4	14
TOP LIVESTOCK INVENTORY ITEMS (number)		
Cattle and calves	11	184
Hogs and pigs	6	91
Layers	3	47
Horses and ponies	6	20
Goats, all	1	(D)

Operator Characteristics

Item	Quantity
Primary occupation:	
Farming	10
Other	25
Days worked off farm:	
None	18
Any	17
Years on present farm:	
2 years or less	4
3 to 4 years	-
5 to 9 years	6
10 years or more	25
Age group:	
Under 45 years	1
45 to 64 years	19
65 years and over	15
Average age (years)	61.0

Economic Characteristics

Item	Quantity
Farms by value of sales:	
Less than \$1,000	14
\$1,000 to \$2,499	2
\$2,500 to \$4,999	2
\$5,000 to \$9,999	2
\$10,000 to \$49,999	10
\$50,000 to \$99,999	-
\$100,000 to \$249,999	-
\$250,000 to \$499,999	-
\$500,000 or more	-
Total farm production expenses (\$1,000)	234
Average per farm (\$)	7,791
Net cash farm income of operation (\$1,000)	57
Average per farm (\$)	1,914
Value of agricultural products sold directly to individuals for human consumption (\$1,000)	(D)
Total organic product sales (\$1,000)	-
Total income from farm-related sources, gross before taxes and expenses (\$1,000)	(D)

See "Census of Agriculture, Volume 1, Geographic Area Series" for complete footnotes, explanations, definitions, and methodology.

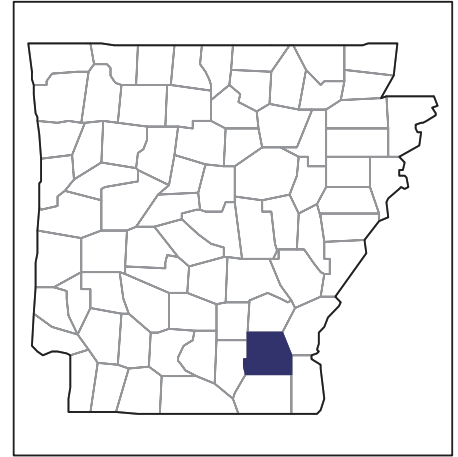
(D) Cannot be disclosed. (Z) Less than half of the unit shown.

¹ Data were collected for a maximum of three operators per farm. ² Operators reporting selected race alone or in combination with other races.

2007 CENSUS *OF* **AGRICULTURE**

Drew County – Arkansas

Farms with Native Hawaiian or Other Pacific Islander Operators Compared with All Farms



Data are not available at this geographic level for farms with Native Hawaiian or Other Pacific Islander operators.



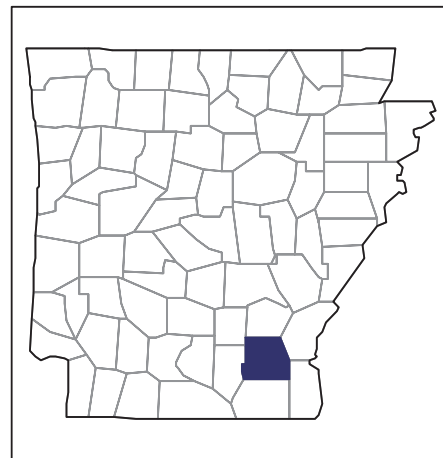
United States Department of Agriculture
National Agricultural Statistics Service

www.agcensus.usda.gov

2007 CENSUS *OF* AGRICULTURE

Drew County – Arkansas

**Farms with White Operators
Compared with All Farms**



Data are not available at this geographic level for farms with White operators.



United States Department of Agriculture
National Agricultural Statistics Service

www.agcensus.usda.gov

