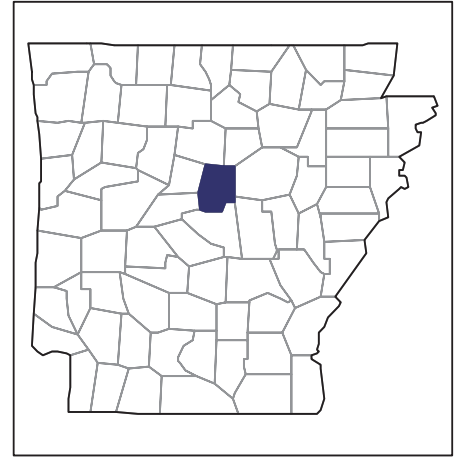


2007 CENSUS OF AGRICULTURE



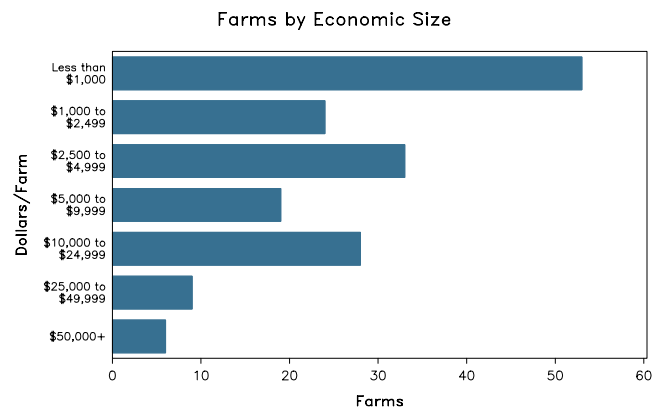
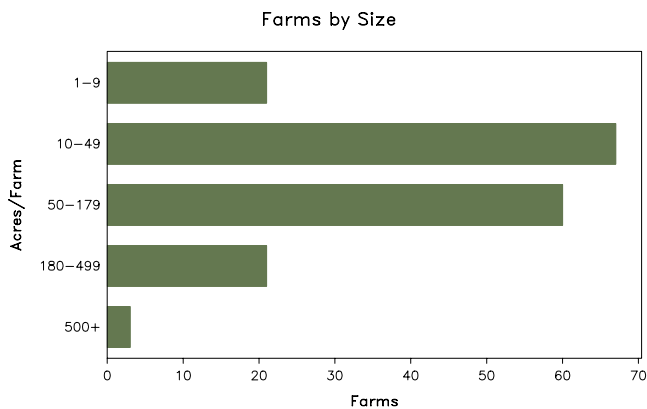
Faulkner County – Arkansas

Farms with Women Principal Operators Compared with All Farms

	Women Principal Operators	All Farms
Number of Farms	172	1,341
Land in Farms	16,741 acres	190,089 acres
Average Size of Farm	97 acres	142 acres
Market Value of Products Sold	\$1,743,000	\$19,856,000
Crop Sales	\$562,000	\$5,830,000
Livestock Sales	\$1,181,000	\$14,026,000
Average Per Farm	\$10,134	\$14,807
Government Payments	\$92,000	\$1,080,000
Average Per Farm Receiving Payments	\$3,523	\$6,966

See footnotes on reverse page.

Farms with Women Principal Operators



2007 CENSUS OF AGRICULTURE

Faulkner County – Arkansas Farms with Women Principal Operators

Selected Highlights

Item	Farms	Quantity
MARKET VALUE OF AGRICULTURAL PRODUCTS SOLD (\$1,000)		
Total value of agricultural products sold	172	1,743
Value of crops including nursery and greenhouse	25	562
Value of livestock, poultry, and their products	111	1,181
VALUE OF SALES BY COMMODITY GROUP (\$1,000)		
Grains, oilseeds, dry beans, and dry peas	1	(D)
Tobacco	-	-
Cotton and cottonseed	-	-
Vegetables, melons, potatoes and sweet potatoes	-	-
Fruits, tree nuts, and berries	3	20
Nursery, greenhouse, floriculture, and sod	-	-
Cut Christmas trees and short rotation woody crops	-	-
Other crops and hay	22	(D)
Poultry and eggs	17	12
Cattle and calves	80	910
Milk and other dairy products from cows	1	(D)
Hogs and pigs	3	9
Sheep, goats, and their products	11	(D)
Horses, ponies, mules, burros, and donkeys	24	158
Aquaculture	-	-
Other animals and other animal products	3	(D)
TOP CROP ITEMS (acres)		
Forage - land used for all hay and haylage, grass silage, and greenchop	51	3,806
Soybeans for beans	1	(D)
Corn for grain	1	(D)
Wheat for grain, all	1	(D)
Peaches, all	1	(D)
TOP LIVESTOCK INVENTORY ITEMS (number)		
Cattle and calves	91	2,858
Goats, all	20	1,014
Horses and ponies	90	616
Layers	25	426
Pullets for laying flock replacement	6	159

Operator Characteristics

Item	Quantity
Primary occupation:	
Farming	65
Other	107
Days worked off farm:	
None	68
Any	104
Years on present farm:	
2 years or less	16
3 to 4 years	23
5 to 9 years	43
10 years or more	90
Age group:	
Under 45 years	21
45 to 64 years	112
65 years and over	39
Average age of principal operator (years)	55.8

Economic Characteristics

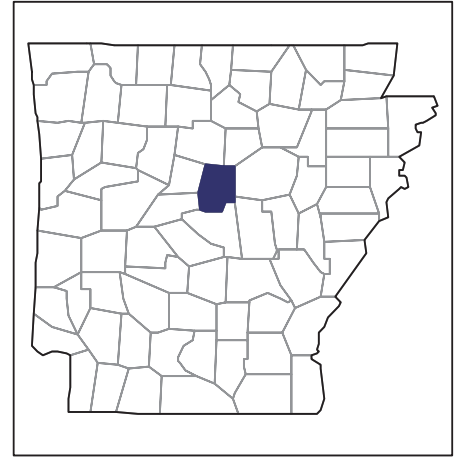
Item	Quantity
Farms by value of sales:	
Less than \$1,000	66
\$1,000 to \$2,499	17
\$2,500 to \$4,999	28
\$5,000 to \$9,999	18
\$10,000 to \$49,999	37
\$50,000 to \$99,999	4
\$100,000 to \$249,999	1
\$250,000 to \$499,999	1
\$500,000 or more	-
Total farm production expenses (\$1,000)	2,439
Average per farm (\$)	14,181
Net cash farm income of operation (\$1,000)	-470
Average per farm (\$)	-2,732
Value of agricultural products sold directly to individuals for human consumption (\$1,000)	8
Total organic product sales (\$1,000)	(D)
Total income from farm-related sources, gross before taxes and expenses (\$1,000)	135

See "Census of Agriculture, Volume 1, Geographic Area Series" for complete footnotes, explanations, definitions, and methodology.
(D) Cannot be disclosed. (Z) Less than half of the unit shown.

2007 CENSUS *OF* AGRICULTURE

Faulkner County – Arkansas

Farms with Spanish, Hispanic, or Latino Operators Compared with All Farms



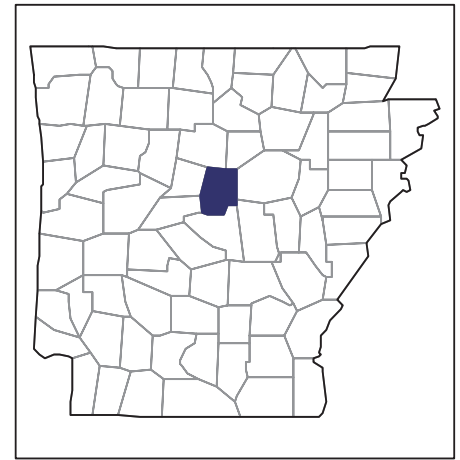
Data are not available at this geographic level for farms with Spanish, Hispanic, or Latino operators.



United States Department of Agriculture
National Agricultural Statistics Service

www.agcensus.usda.gov

2007 CENSUS OF AGRICULTURE



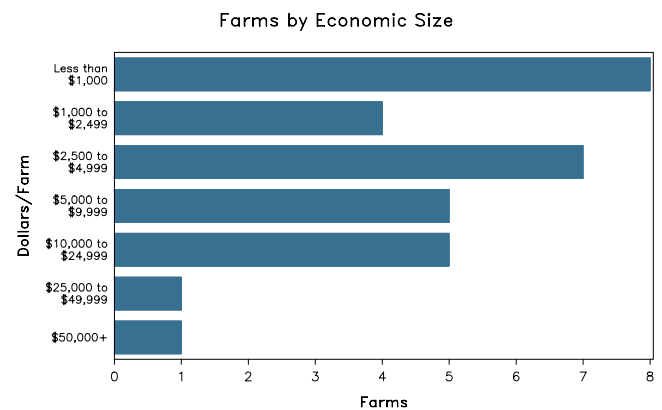
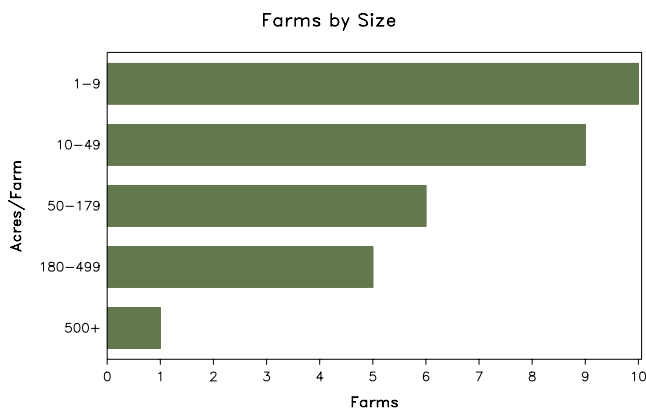
Faulkner County – Arkansas

Farms with American Indian or Alaska Native Operators Compared with All Farms

	American Indian or Alaska Native Operators ²	All Farms
Number of Farm Operators ¹	38	2,014
Number of Farms	31	1,341
Land in Farms	2,723 acres	190,089 acres
Average Size of Farm	88 acres	142 acres
Market Value of Products Sold	\$771,000	\$19,856,000
Crop Sales	\$67,000	\$5,830,000
Livestock Sales	\$704,000	\$14,026,000
Average Per Farm	\$24,884	\$14,807
Government Payments	(D)	\$1,080,000
Average Per Farm Receiving Payments	(D)	\$6,966

See footnotes on reverse page.

Farms with American Indian or Alaska Native Operators



2007 CENSUS OF AGRICULTURE

Faulkner County – Arkansas Farms with American Indian or Alaska Native Operators

Selected Highlights

Item	Farms	Quantity
MARKET VALUE OF AGRICULTURAL PRODUCTS SOLD (\$1,000)		
Total value of agricultural products sold	31	771
Value of crops including nursery and greenhouse	8	67
Value of livestock, poultry, and their products	26	704
VALUE OF SALES BY COMMODITY GROUP (\$1,000)		
Grains, oilseeds, dry beans, and dry peas	1	(D)
Tobacco	-	-
Cotton and cottonseed	-	-
Vegetables, melons, potatoes and sweet potatoes	1	(D)
Fruits, tree nuts, and berries	2	(D)
Nursery, greenhouse, floriculture, and sod	-	-
Cut Christmas trees and short rotation woody crops	-	-
Other crops and hay	5	38
Poultry and eggs	5	(D)
Cattle and calves	16	(D)
Milk and other dairy products from cows	-	-
Hogs and pigs	4	1
Sheep, goats, and their products	5	2
Horses, ponies, mules, burros, and donkeys	10	31
Aquaculture	-	-
Other animals and other animal products	-	-
TOP CROP ITEMS (acres)		
Forage - land used for all hay and haylage, grass silage, and greenchop	11	718
Soybeans for beans	1	(D)
Vegetables harvested for sale	1	(D)
Peas, green southern (cowpeas) - blackeyed, crowder, etc.	1	(D)
Pumpkins	1	(D)
TOP LIVESTOCK INVENTORY ITEMS (number)		
Layers	6	(D)
Cattle and calves	16	399
Horses and ponies	18	119
Goats, all	7	26
Hogs and pigs	5	17

Operator Characteristics

Item	Quantity
Primary occupation:	
Farming	9
Other	29
Days worked off farm:	
None	7
Any	31
Years on present farm:	
2 years or less	1
3 to 4 years	1
5 to 9 years	6
10 years or more	30
Age group:	
Under 45 years	15
45 to 64 years	19
65 years and over	4
Average age (years)	50.6

Economic Characteristics

Item	Quantity
Farms by value of sales:	
Less than \$1,000	8
\$1,000 to \$2,499	4
\$2,500 to \$4,999	7
\$5,000 to \$9,999	5
\$10,000 to \$49,999	6
\$50,000 to \$99,999	-
\$100,000 to \$249,999	-
\$250,000 to \$499,999	-
\$500,000 or more	1
Total farm production expenses (\$1,000)	983
Average per farm (\$)	31,695
Net cash farm income of operation (\$1,000)	-139
Average per farm (\$)	-4,491
Value of agricultural products sold directly to individuals for human consumption (\$1,000)	(D)
Total organic product sales (\$1,000)	-
Total income from farm-related sources, gross before taxes and expenses (\$1,000)	68

See "Census of Agriculture, Volume 1, Geographic Area Series" for complete footnotes, explanations, definitions, and methodology.

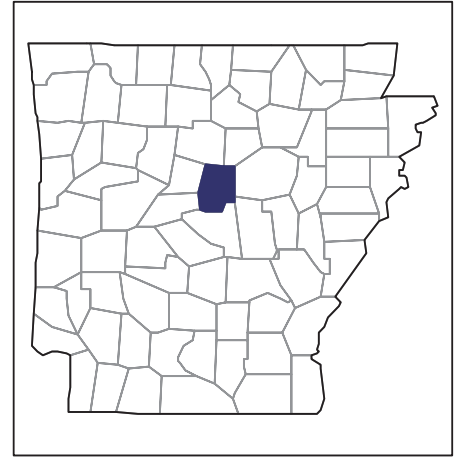
(D) Cannot be disclosed. (Z) Less than half of the unit shown.

¹ Data were collected for a maximum of three operators per farm. ² Operators reporting selected race alone or in combination with other races.

2007 CENSUS *OF* AGRICULTURE

Faulkner County – Arkansas

**Farms with Asian Operators
Compared with All Farms**



Data are not available at this geographic level for farms with Asian operators.



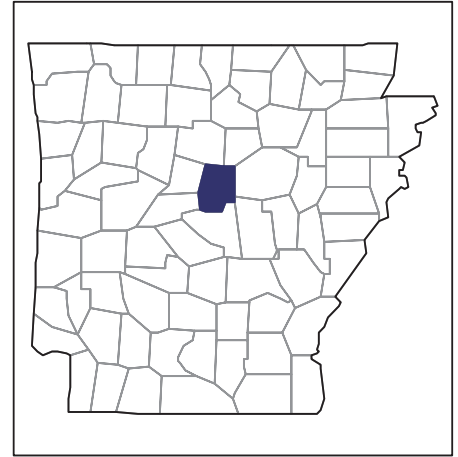
United States Department of Agriculture
National Agricultural Statistics Service

www.agcensus.usda.gov

2007 CENSUS *OF* AGRICULTURE

Faulkner County – Arkansas

Farms with Black or African American Operators Compared with All Farms



Data are not available at this geographic level for farms with Black or African American operators.



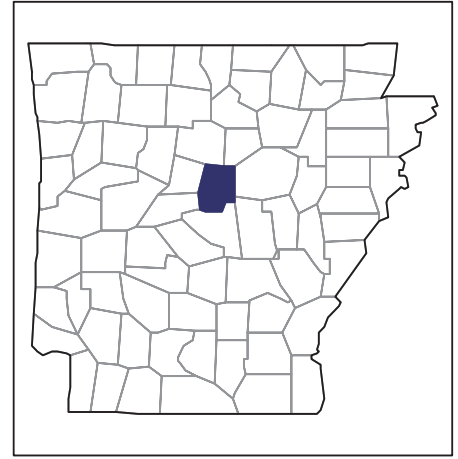
United States Department of Agriculture
National Agricultural Statistics Service

www.agcensus.usda.gov

2007 CENSUS *OF* AGRICULTURE

Faulkner County – Arkansas

Farms with Native Hawaiian or Other Pacific Islander Operators Compared with All Farms



Data are not available at this geographic level for farms with Native Hawaiian or Other Pacific Islander operators.



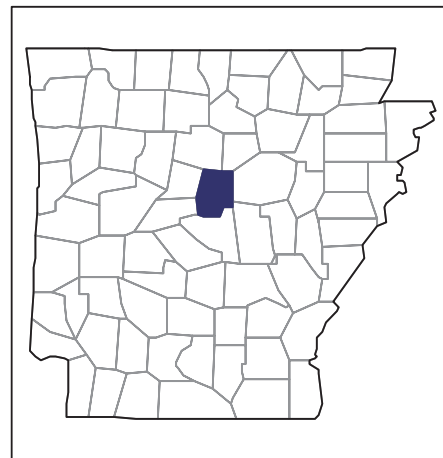
United States Department of Agriculture
National Agricultural Statistics Service

www.agcensus.usda.gov

2007 CENSUS *OF* AGRICULTURE

Faulkner County – Arkansas

Farms with White Operators Compared with All Farms



Data are not available at this geographic level for farms with White operators.



United States Department of Agriculture
National Agricultural Statistics Service

www.agcensus.usda.gov

