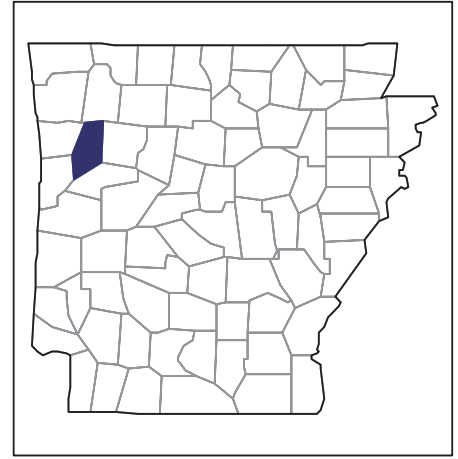


# 2007 CENSUS OF AGRICULTURE



## Franklin County – Arkansas

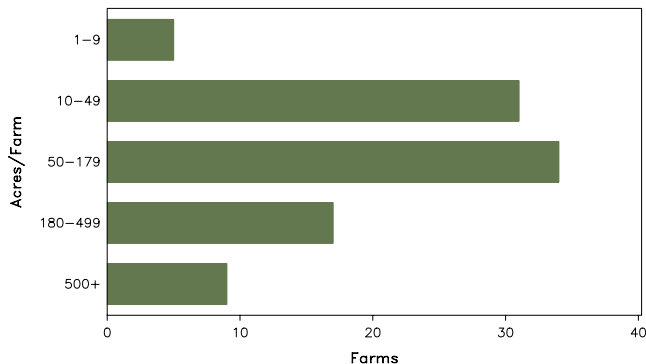
### Farms with Women Principal Operators Compared with All Farms

	Women Principal Operators	All Farms
<b>Number of Farms</b>	96	759
<b>Land in Farms</b>	18,027 acres	152,822 acres
<b>Average Size of Farm</b>	188 acres	201 acres
<b>Market Value of Products Sold</b>	\$14,079,000	\$112,189,000
Crop Sales	\$527,000	\$3,238,000
Livestock Sales	\$13,551,000	\$108,952,000
Average Per Farm	\$146,654	\$147,812
<b>Government Payments</b>	\$13,000	\$186,000
Average Per Farm Receiving Payments	\$1,851	\$3,215

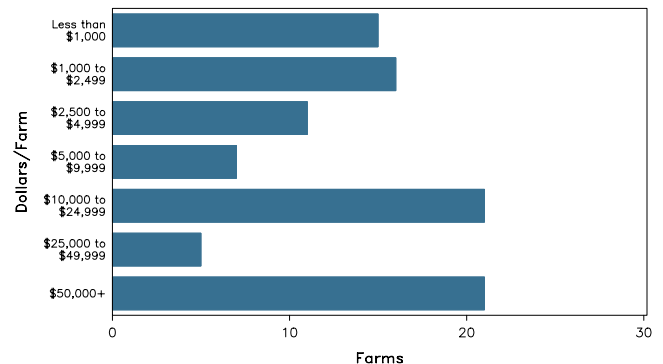
See footnotes on reverse page.

### Farms with Women Principal Operators

Farms by Size



Farms by Economic Size



# 2007 CENSUS OF AGRICULTURE

## Franklin County – Arkansas Farms with Women Principal Operators

### Selected Highlights

Item	Farms	Quantity
<b>MARKET VALUE OF AGRICULTURAL PRODUCTS SOLD (\$1,000)</b>		
Total value of agricultural products sold	96	14,079
Value of crops including nursery and greenhouse	20	527
Value of livestock, poultry, and their products	74	13,551
<b>VALUE OF SALES BY COMMODITY GROUP (\$1,000)</b>		
Grains, oilseeds, dry beans, and dry peas	-	-
Tobacco	-	-
Cotton and cottonseed	-	-
Vegetables, melons, potatoes and sweet potatoes	-	-
Fruits, tree nuts, and berries	2	(D)
Nursery, greenhouse, floriculture, and sod	3	125
Cut Christmas trees and short rotation woody crops	-	-
Other crops and hay	17	(D)
Poultry and eggs	23	(D)
Cattle and calves	55	917
Milk and other dairy products from cows	-	-
Hogs and pigs	2	(D)
Sheep, goats, and their products	8	(D)
Horses, ponies, mules, burros, and donkeys	6	132
Aquaculture	-	-
Other animals and other animal products	-	-
<b>TOP CROP ITEMS (acres)</b>		
Forage - land used for all hay and haylage, grass silage, and greenchop	54	4,031
Grapes	2	(D)
Nursery stock	2	(D)
Floriculture crops, total	1	(D)
<b>TOP LIVESTOCK INVENTORY ITEMS (number)</b>		
Broilers and other meat-type chickens	9	604,000
Turkeys	2	(D)
Layers	11	(D)
Cattle and calves	67	3,785
Goats, all	8	141

### Operator Characteristics

Item	Quantity
Primary occupation:	
Farming	40
Other	56
Days worked off farm:	
None	41
Any	55
Years on present farm:	
2 years or less	11
3 to 4 years	9
5 to 9 years	19
10 years or more	57
Age group:	
Under 45 years	19
45 to 64 years	53
65 years and over	24
Average age of principal operator (years)	56.2

### Economic Characteristics

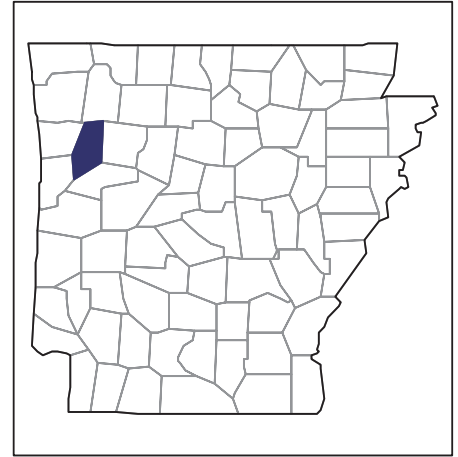
Item	Quantity
Farms by value of sales:	
Less than \$1,000	15
\$1,000 to \$2,499	16
\$2,500 to \$4,999	11
\$5,000 to \$9,999	7
\$10,000 to \$49,999	26
\$50,000 to \$99,999	3
\$100,000 to \$249,999	4
\$250,000 to \$499,999	3
\$500,000 or more	11
Total farm production expenses (\$1,000)	12,326
Average per farm (\$)	128,392
Net cash farm income of operation (\$1,000)	1,811
Average per farm (\$)	18,862
Value of agricultural products sold directly to individuals for human consumption (\$1,000)	4
Total organic product sales (\$1,000)	-
Total income from farm-related sources, gross before taxes and expenses (\$1,000)	45

See "Census of Agriculture, Volume 1, Geographic Area Series" for complete footnotes, explanations, definitions, and methodology.  
(D) Cannot be disclosed. (Z) Less than half of the unit shown.

# 2007 CENSUS *OF* AGRICULTURE

## Franklin County – Arkansas

### Farms with Spanish, Hispanic, or Latino Operators Compared with All Farms



Data are not available at this geographic level for farms with Spanish, Hispanic, or Latino operators.



United States Department of Agriculture  
National Agricultural Statistics Service

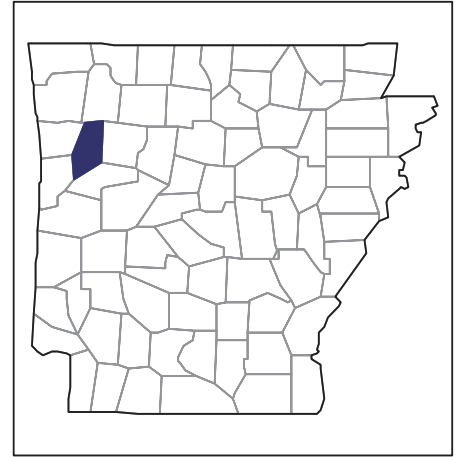
[www.agcensus.usda.gov](http://www.agcensus.usda.gov)



# 2007 CENSUS *OF* AGRICULTURE

## Franklin County – Arkansas

### Farms with American Indian or Alaska Native Operators Compared with All Farms



Data are not available at this geographic level for farms with American Indian or Alaska Native operators.



United States Department of Agriculture  
National Agricultural Statistics Service

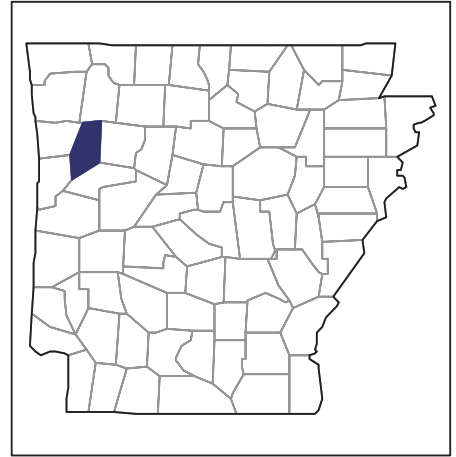
[www.agcensus.usda.gov](http://www.agcensus.usda.gov)



# 2007 CENSUS *OF* **AGRICULTURE**

**Franklin County – Arkansas**

**Farms with Asian Operators  
Compared with All Farms**



**Data are not available at this geographic level for farms with Asian operators.**



United States Department of Agriculture  
National Agricultural Statistics Service

[www.agcensus.usda.gov](http://www.agcensus.usda.gov)





# 2007 CENSUS *OF* AGRICULTURE

## Franklin County – Arkansas

### Farms with Black or African American Operators Compared with All Farms



Data are not available at this geographic level for farms with Black or African American operators.



United States Department of Agriculture  
National Agricultural Statistics Service

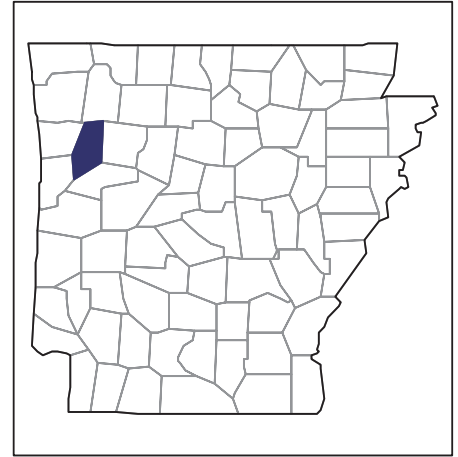
[www.agcensus.usda.gov](http://www.agcensus.usda.gov)



# 2007 CENSUS *OF* **AGRICULTURE**

## Franklin County – Arkansas

### Farms with Native Hawaiian or Other Pacific Islander Operators Compared with All Farms



Data are not available at this geographic level for farms with Native Hawaiian or Other Pacific Islander operators.



United States Department of Agriculture  
National Agricultural Statistics Service

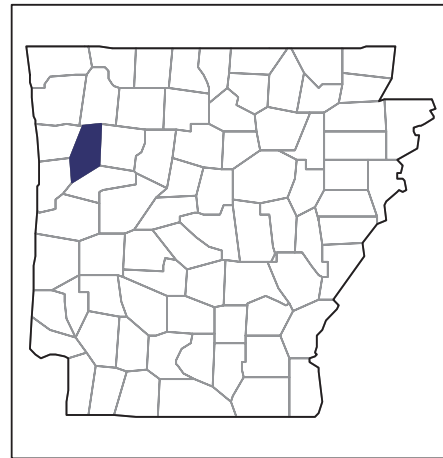
[www.agcensus.usda.gov](http://www.agcensus.usda.gov)



# 2007 CENSUS *OF* AGRICULTURE

## Franklin County – Arkansas

### Farms with White Operators Compared with All Farms



Data are not available at this geographic level for farms with White operators.



United States Department of Agriculture  
National Agricultural Statistics Service

[www.agcensus.usda.gov](http://www.agcensus.usda.gov)

