

2007 CENSUS OF AGRICULTURE



Grant County – Arkansas

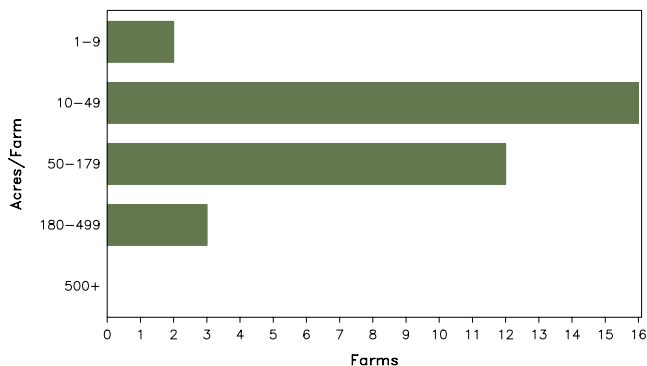
Farms with Women Principal Operators Compared with All Farms

	Women Principal Operators	All Farms
Number of Farms	33	282
Land in Farms	2,591 acres	34,613 acres
Average Size of Farm	79 acres	123 acres
Market Value of Products Sold	\$486,000	\$19,203,000
Crop Sales	\$70,000	\$955,000
Livestock Sales	\$416,000	\$18,249,000
Average Per Farm	\$14,728	\$68,097
Government Payments	(D)	\$17,000
Average Per Farm Receiving Payments	(D)	\$2,364

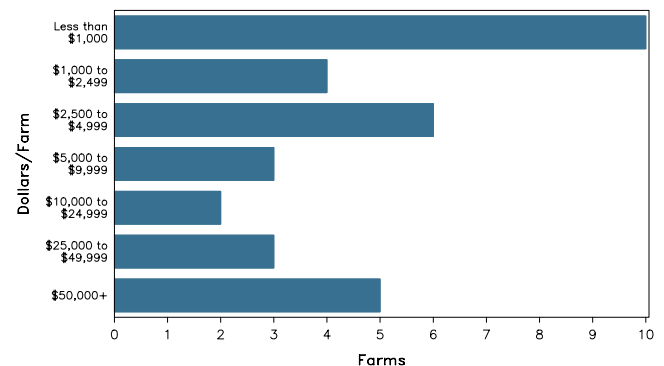
See footnotes on reverse page.

Farms with Women Principal Operators

Farms by Size



Farms by Economic Size



2007 CENSUS OF AGRICULTURE

Grant County – Arkansas Farms with Women Principal Operators

Selected Highlights

Item	Farms	Quantity
MARKET VALUE OF AGRICULTURAL PRODUCTS SOLD (\$1,000)		
Total value of agricultural products sold	33	486
Value of crops including nursery and greenhouse	11	70
Value of livestock, poultry, and their products	16	416
VALUE OF SALES BY COMMODITY GROUP (\$1,000)		
Grains, oilseeds, dry beans, and dry peas	-	-
Tobacco	-	-
Cotton and cottonseed	-	-
Vegetables, melons, potatoes and sweet potatoes	3	(D)
Fruits, tree nuts, and berries	-	-
Nursery, greenhouse, floriculture, and sod	-	-
Cut Christmas trees and short rotation woody crops	-	-
Other crops and hay	8	(D)
Poultry and eggs	3	-
Cattle and calves	6	191
Milk and other dairy products from cows	-	-
Hogs and pigs	2	(D)
Sheep, goats, and their products	3	(D)
Horses, ponies, mules, burros, and donkeys	9	223
Aquaculture	-	-
Other animals and other animal products	-	-
TOP CROP ITEMS (acres)		
Forage - land used for all hay and haylage, grass silage, and greenchop	12	1,031
Short-rotation woody crops	3	18
Vegetables harvested for sale	3	5
Sweet corn	2	(D)
Cantaloupes	1	(D)
TOP LIVESTOCK INVENTORY ITEMS (number)		
Cattle and calves	12	461
Horses and ponies	11	68
Mules, burros, and donkeys	7	17
Hogs and pigs	4	11
Layers	1	(D)

Operator Characteristics

Item	Quantity
Primary occupation:	
Farming	17
Other	16
Days worked off farm:	
None	15
Any	18
Years on present farm:	
2 years or less	1
3 to 4 years	2
5 to 9 years	13
10 years or more	17
Age group:	
Under 45 years	6
45 to 64 years	15
65 years and over	12
Average age of principal operator (years)	58.8

Economic Characteristics

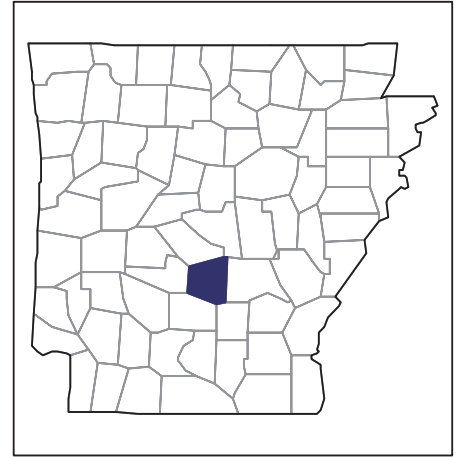
Item	Quantity
Farms by value of sales:	
Less than \$1,000	10
\$1,000 to \$2,499	4
\$2,500 to \$4,999	6
\$5,000 to \$9,999	3
\$10,000 to \$49,999	5
\$50,000 to \$99,999	5
\$100,000 to \$249,999	-
\$250,000 to \$499,999	-
\$500,000 or more	-
Total farm production expenses (\$1,000)	462
Average per farm (\$)	14,015
Net cash farm income of operation (\$1,000)	35
Average per farm (\$)	1,051
Value of agricultural products sold directly to individuals for human consumption (\$1,000)	-
Total organic product sales (\$1,000)	-
Total income from farm-related sources, gross before taxes and expenses (\$1,000)	(D)

See "Census of Agriculture, Volume 1, Geographic Area Series" for complete footnotes, explanations, definitions, and methodology.
(D) Cannot be disclosed. (Z) Less than half of the unit shown.

2007 CENSUS *OF* AGRICULTURE

Grant County – Arkansas

Farms with Spanish, Hispanic, or Latino Operators Compared with All Farms



Data are not available at this geographic level for farms with Spanish, Hispanic, or Latino operators.



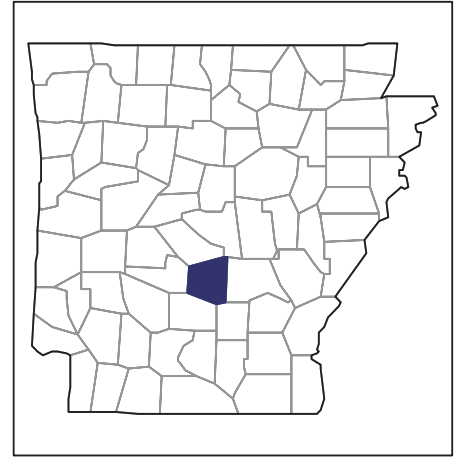
United States Department of Agriculture
National Agricultural Statistics Service

www.agcensus.usda.gov

2007 CENSUS OF AGRICULTURE

Grant County – Arkansas

Farms with American Indian or Alaska Native Operators Compared with All Farms



Data are not available at this geographic level for farms with American Indian or Alaska Native operators.



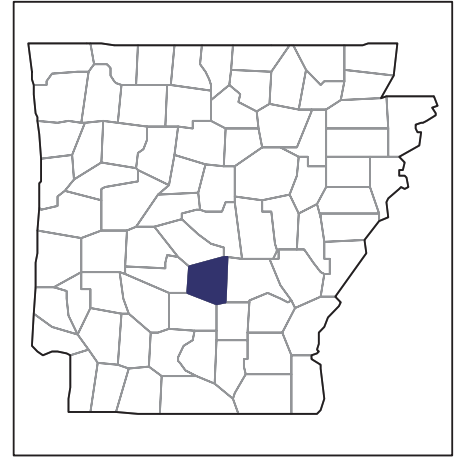
United States Department of Agriculture
National Agricultural Statistics Service

www.agcensus.usda.gov

2007 CENSUS OF AGRICULTURE

Grant County – Arkansas

**Farms with Asian Operators
Compared with All Farms**



Data are not available at this geographic level for farms with Asian operators.



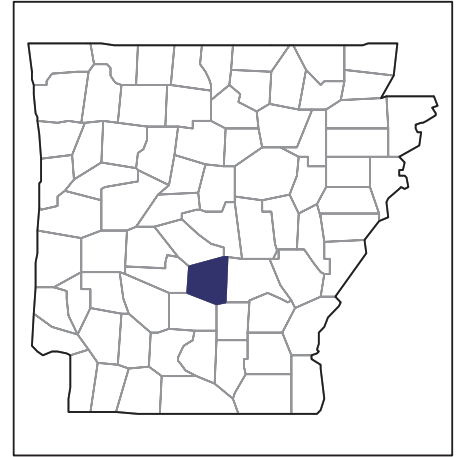
United States Department of Agriculture
National Agricultural Statistics Service

www.agcensus.usda.gov

2007 CENSUS OF AGRICULTURE

Grant County – Arkansas

Farms with Black or African American Operators Compared with All Farms



Data are not available at this geographic level for farms with Black or African American operators.



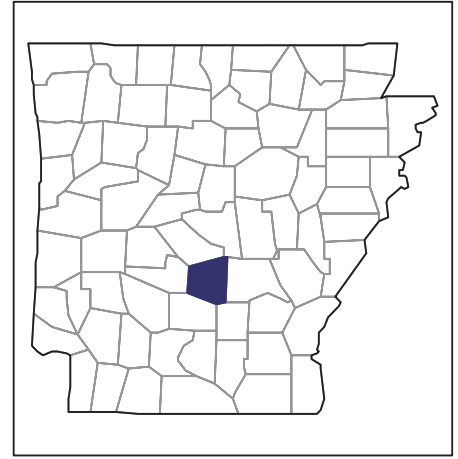
United States Department of Agriculture
National Agricultural Statistics Service

www.agcensus.usda.gov

2007 CENSUS *OF* **AGRICULTURE**

Grant County – Arkansas

Farms with Native Hawaiian or Other Pacific Islander Operators Compared with All Farms



Data are not available at this geographic level for farms with Native Hawaiian or Other Pacific Islander operators.



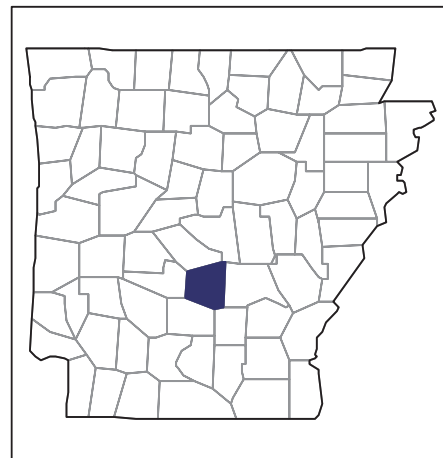
United States Department of Agriculture
National Agricultural Statistics Service

www.agcensus.usda.gov

2007 CENSUS *OF* AGRICULTURE

Grant County – Arkansas

**Farms with White Operators
Compared with All Farms**



Data are not available at this geographic level for farms with White operators.



United States Department of Agriculture
National Agricultural Statistics Service

www.agcensus.usda.gov

