

# 2007 CENSUS OF AGRICULTURE



## Greene County – Arkansas

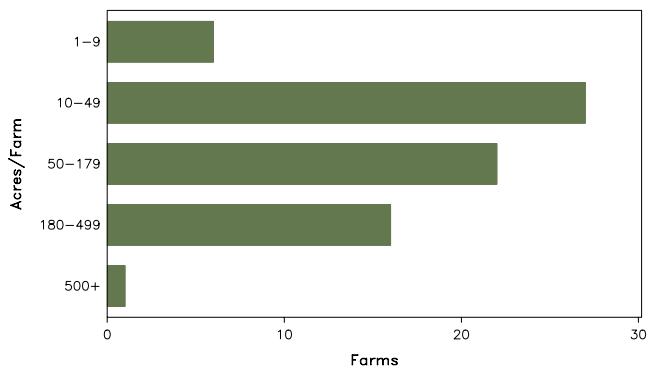
### Farms with Women Principal Operators Compared with All Farms

	Women Principal Operators	All Farms
<b>Number of Farms</b>	72	770
<b>Land in Farms</b>	9,390 acres	267,263 acres
<b>Average Size of Farm</b>	130 acres	347 acres
<b>Market Value of Products Sold</b>	\$2,908,000	\$115,774,000
Crop Sales	\$756,000	\$105,774,000
Livestock Sales	\$2,153,000	\$9,999,000
Average Per Farm	\$40,393	\$150,355
<b>Government Payments</b>	\$257,000	\$9,479,000
Average Per Farm Receiving Payments	\$7,149	\$22,840

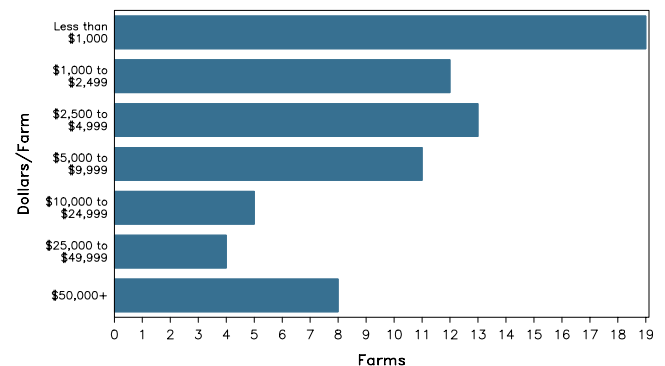
See footnotes on reverse page.

### Farms with Women Principal Operators

Farms by Size



Farms by Economic Size



# 2007 CENSUS OF AGRICULTURE

## Greene County – Arkansas Farms with Women Principal Operators

### Selected Highlights

Item	Farms	Quantity
<b>MARKET VALUE OF AGRICULTURAL PRODUCTS SOLD (\$1,000)</b>		
Total value of agricultural products sold	72	2,908
Value of crops including nursery and greenhouse	21	756
Value of livestock, poultry, and their products	39	2,153
<b>VALUE OF SALES BY COMMODITY GROUP (\$1,000)</b>		
Grains, oilseeds, dry beans, and dry peas	10	(D)
Tobacco	-	-
Cotton and cottonseed	-	-
Vegetables, melons, potatoes and sweet potatoes	-	-
Fruits, tree nuts, and berries	-	-
Nursery, greenhouse, floriculture, and sod	-	-
Cut Christmas trees and short rotation woody crops	-	-
Other crops and hay	11	(D)
Poultry and eggs	3	3
Cattle and calves	27	(D)
Milk and other dairy products from cows	-	-
Hogs and pigs	2	(D)
Sheep, goats, and their products	7	1
Horses, ponies, mules, burros, and donkeys	2	(D)
Aquaculture	3	(D)
Other animals and other animal products	-	-
<b>TOP CROP ITEMS (acres)</b>		
Soybeans for beans	9	1,795
Forage - land used for all hay and haylage, grass silage, and greenchop	24	1,098
Rice	2	(D)
Wheat for grain, all	3	160
Corn for grain	1	(D)
<b>TOP LIVESTOCK INVENTORY ITEMS (number)</b>		
Cattle and calves	33	599
Goats, all	10	97
Layers	6	90
Horses and ponies	21	73
Hogs and pigs	4	26

### Operator Characteristics

Item	Quantity
Primary occupation:	
Farming	21
Other	51
Days worked off farm:	
None	33
Any	39
Years on present farm:	
2 years or less	-
3 to 4 years	8
5 to 9 years	17
10 years or more	47
Age group:	
Under 45 years	15
45 to 64 years	24
65 years and over	33
Average age of principal operator (years)	61.7

### Economic Characteristics

Item	Quantity
Farms by value of sales:	
Less than \$1,000	29
\$1,000 to \$2,499	10
\$2,500 to \$4,999	10
\$5,000 to \$9,999	6
\$10,000 to \$49,999	10
\$50,000 to \$99,999	2
\$100,000 to \$249,999	4
\$250,000 to \$499,999	-
\$500,000 or more	1
Total farm production expenses (\$1,000)	2,152
Average per farm (\$)	29,891
Net cash farm income of operation (\$1,000)	1,097
Average per farm (\$)	15,239
Value of agricultural products sold directly to individuals for human consumption (\$1,000)	(D)
Total organic product sales (\$1,000)	(D)
Total income from farm-related sources, gross before taxes and expenses (\$1,000)	84

See "Census of Agriculture, Volume 1, Geographic Area Series" for complete footnotes, explanations, definitions, and methodology.  
(D) Cannot be disclosed. (Z) Less than half of the unit shown.

# 2007 CENSUS *OF* AGRICULTURE

## Greene County – Arkansas

### Farms with Spanish, Hispanic, or Latino Operators Compared with All Farms



Data are not available at this geographic level for farms with Spanish, Hispanic, or Latino operators.



United States Department of Agriculture  
National Agricultural Statistics Service

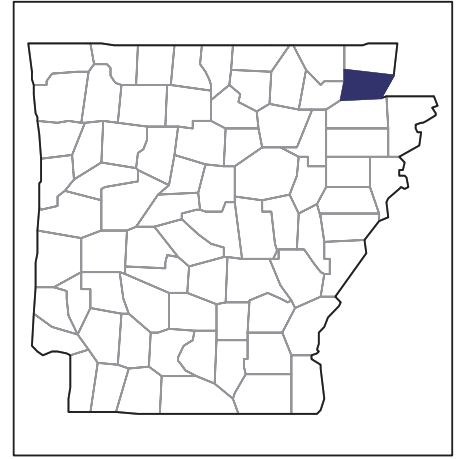
[www.agcensus.usda.gov](http://www.agcensus.usda.gov)



# 2007 CENSUS OF AGRICULTURE

## Greene County – Arkansas

### Farms with American Indian or Alaska Native Operators Compared with All Farms



Data are not available at this geographic level for farms with American Indian or Alaska Native operators.



United States Department of Agriculture  
National Agricultural Statistics Service

[www.agcensus.usda.gov](http://www.agcensus.usda.gov)



# 2007 CENSUS *OF* AGRICULTURE

**Greene County – Arkansas**

**Farms with Asian Operators  
Compared with All Farms**



**Data are not available at this geographic level for farms with Asian operators.**



United States Department of Agriculture  
National Agricultural Statistics Service

[www.agcensus.usda.gov](http://www.agcensus.usda.gov)

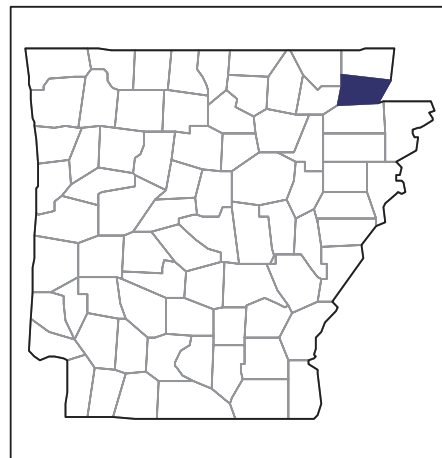




# 2007 CENSUS *OF* AGRICULTURE

## Greene County – Arkansas

### Farms with Black or African American Operators Compared with All Farms



Data are not available at this geographic level for farms with Black or African American operators.



United States Department of Agriculture  
National Agricultural Statistics Service

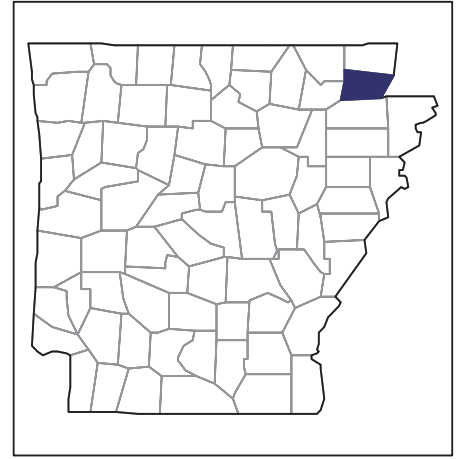
[www.agcensus.usda.gov](http://www.agcensus.usda.gov)



# 2007 CENSUS *OF* AGRICULTURE

## Greene County – Arkansas

### Farms with Native Hawaiian or Other Pacific Islander Operators Compared with All Farms



Data are not available at this geographic level for farms with Native Hawaiian or Other Pacific Islander operators.



United States Department of Agriculture  
National Agricultural Statistics Service

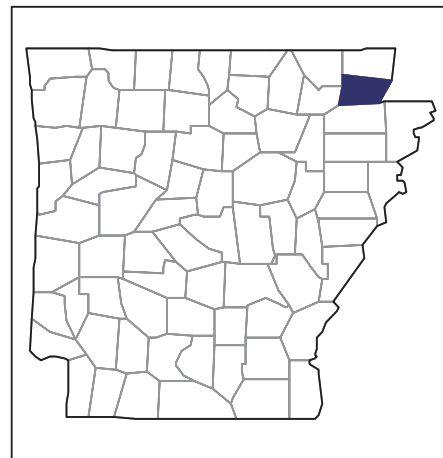
[www.agcensus.usda.gov](http://www.agcensus.usda.gov)



# 2007 CENSUS *OF* AGRICULTURE

**Greene County – Arkansas**

**Farms with White Operators  
Compared with All Farms**



**Data are not available at this geographic level for farms with White operators.**



United States Department of Agriculture  
National Agricultural Statistics Service

[www.agcensus.usda.gov](http://www.agcensus.usda.gov)

