

2007 CENSUS OF AGRICULTURE



Hot Spring County – Arkansas

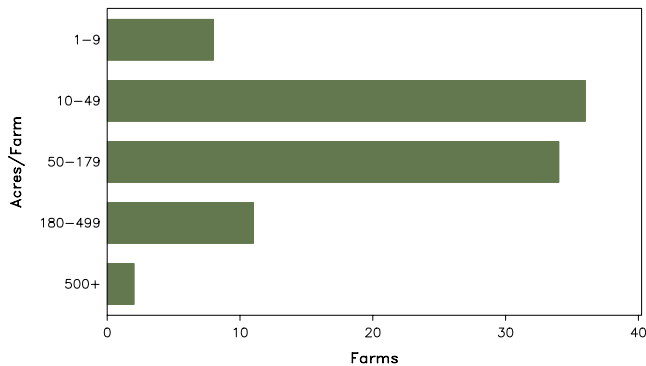
Farms with Women Principal Operators Compared with All Farms

	Women Principal Operators	All Farms
Number of Farms	91	644
Land in Farms	8,515 acres	72,122 acres
Average Size of Farm	94 acres	112 acres
Market Value of Products Sold	\$3,692,000	\$16,171,000
Crop Sales	\$234,000	\$1,496,000
Livestock Sales	\$3,458,000	\$14,675,000
Average Per Farm	\$40,569	\$25,111
Government Payments	\$13,000	\$147,000
Average Per Farm Receiving Payments	\$1,839	\$3,582

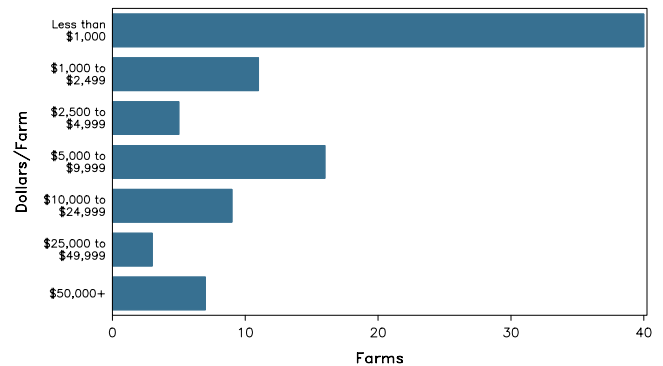
See footnotes on reverse page.

Farms with Women Principal Operators

Farms by Size



Farms by Economic Size



2007 CENSUS OF AGRICULTURE

Hot Spring County – Arkansas Farms with Women Principal Operators

Selected Highlights

Item	Farms	Quantity
MARKET VALUE OF AGRICULTURAL PRODUCTS SOLD (\$1,000)		
Total value of agricultural products sold	91	3,692
Value of crops including nursery and greenhouse	21	234
Value of livestock, poultry, and their products	41	3,458
VALUE OF SALES BY COMMODITY GROUP (\$1,000)		
Grains, oilseeds, dry beans, and dry peas	-	-
Tobacco	-	-
Cotton and cottonseed	-	-
Vegetables, melons, potatoes and sweet potatoes	2	(D)
Fruits, tree nuts, and berries	-	-
Nursery, greenhouse, floriculture, and sod	-	-
Cut Christmas trees and short rotation woody crops	1	(D)
Other crops and hay	19	(D)
Poultry and eggs	14	3,074
Cattle and calves	27	(D)
Milk and other dairy products from cows	-	-
Hogs and pigs	1	(D)
Sheep, goats, and their products	5	(D)
Horses, ponies, mules, burros, and donkeys	4	12
Aquaculture	-	-
Other animals and other animal products	-	-
TOP CROP ITEMS (acres)		
Forage - land used for all hay and haylage, grass silage, and greenchop	37	1,793
Short-rotation woody crops	1	(D)
Vegetables harvested for sale	2	(D)
Okra	2	(D)
Beans, snap	2	(D)
TOP LIVESTOCK INVENTORY ITEMS (number)		
Layers	14	114,395
Cattle and calves	41	1,408
Horses and ponies	28	144
Goats, all	7	141
Quail	2	(D)

Operator Characteristics

Item	Quantity
Primary occupation:	
Farming	36
Other	55
Days worked off farm:	
None	42
Any	49
Years on present farm:	
2 years or less	9
3 to 4 years	12
5 to 9 years	33
10 years or more	37
Age group:	
Under 45 years	12
45 to 64 years	48
65 years and over	31
Average age of principal operator (years)	59.2

Economic Characteristics

Item	Quantity
Farms by value of sales:	
Less than \$1,000	42
\$1,000 to \$2,499	9
\$2,500 to \$4,999	5
\$5,000 to \$9,999	16
\$10,000 to \$49,999	12
\$50,000 to \$99,999	3
\$100,000 to \$249,999	-
\$250,000 to \$499,999	-
\$500,000 or more	4
Total farm production expenses (\$1,000)	2,907
Average per farm (\$)	31,942
Net cash farm income of operation (\$1,000)	869
Average per farm (\$)	9,551
Value of agricultural products sold directly to individuals for human consumption (\$1,000)	7
Total organic product sales (\$1,000)	-
Total income from farm-related sources, gross before taxes and expenses (\$1,000)	71

See "Census of Agriculture, Volume 1, Geographic Area Series" for complete footnotes, explanations, definitions, and methodology.
(D) Cannot be disclosed. (Z) Less than half of the unit shown.

2007 CENSUS *OF* AGRICULTURE

Hot Spring County – Arkansas

Farms with Spanish, Hispanic, or Latino Operators Compared with All Farms



Data are not available at this geographic level for farms with Spanish, Hispanic, or Latino operators.



United States Department of Agriculture
National Agricultural Statistics Service

www.agcensus.usda.gov

2007 CENSUS OF AGRICULTURE

Hot Spring County – Arkansas

Farms with American Indian or Alaska Native Operators Compared with All Farms



Data are not available at this geographic level for farms with American Indian or Alaska Native operators.



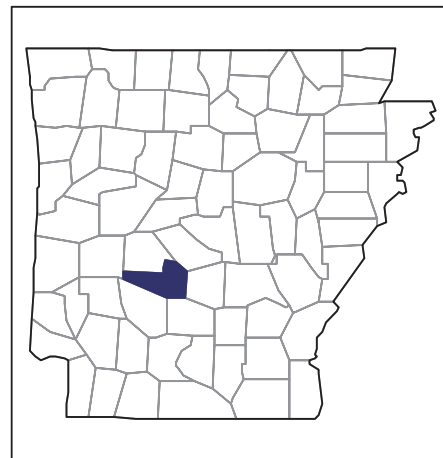
United States Department of Agriculture
National Agricultural Statistics Service

www.agcensus.usda.gov

2007 CENSUS *OF* AGRICULTURE

Hot Spring County – Arkansas

**Farms with Asian Operators
Compared with All Farms**



Data are not available at this geographic level for farms with Asian operators.



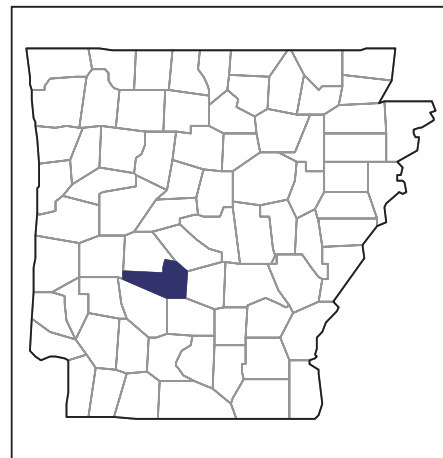
United States Department of Agriculture
National Agricultural Statistics Service

www.agcensus.usda.gov

2007 CENSUS *OF* **AGRICULTURE**

Hot Spring County – Arkansas

Farms with Black or African American Operators Compared with All Farms



Data are not available at this geographic level for farms with Black or African American operators.



United States Department of Agriculture
National Agricultural Statistics Service

www.agcensus.usda.gov

2007 CENSUS OF AGRICULTURE

Hot Spring County – Arkansas

Farms with Native Hawaiian or Other Pacific Islander Operators Compared with All Farms



Data are not available at this geographic level for farms with Native Hawaiian or Other Pacific Islander operators.



United States Department of Agriculture
National Agricultural Statistics Service

www.agcensus.usda.gov

2007 CENSUS OF AGRICULTURE

Hot Spring County – Arkansas

Farms with White Operators
Compared with All Farms



Data are not available at this geographic level for farms with White operators.



United States Department of Agriculture
National Agricultural Statistics Service

www.agcensus.usda.gov

