

2007 CENSUS OF AGRICULTURE



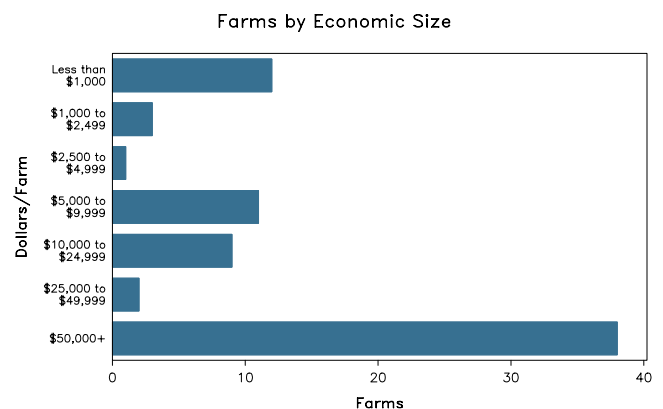
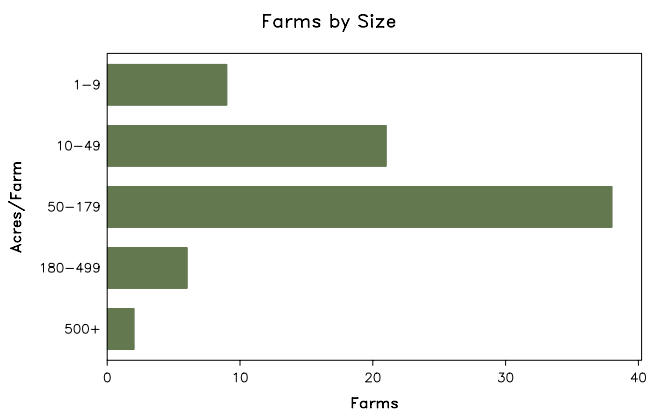
Howard County – Arkansas

Farms with Women Principal Operators Compared with All Farms

	Women Principal Operators	All Farms
Number of Farms	76	592
Land in Farms	9,202 acres	110,712 acres
Average Size of Farm	121 acres	187 acres
Market Value of Products Sold	\$17,137,000	\$184,062,000
Crop Sales	\$94,000	\$1,809,000
Livestock Sales	\$17,042,000	\$182,252,000
Average Per Farm	\$225,482	\$310,915
Government Payments	\$24,000	\$98,000
Average Per Farm Receiving Payments	\$3,003	\$1,244

See footnotes on reverse page.

Farms with Women Principal Operators



2007 CENSUS OF AGRICULTURE

Howard County – Arkansas Farms with Women Principal Operators

Selected Highlights

Item	Farms	Quantity
MARKET VALUE OF AGRICULTURAL PRODUCTS SOLD (\$1,000)		
Total value of agricultural products sold	76	17,137
Value of crops including nursery and greenhouse	16	94
Value of livestock, poultry, and their products	68	17,042
VALUE OF SALES BY COMMODITY GROUP (\$1,000)		
Grains, oilseeds, dry beans, and dry peas	-	-
Tobacco	-	-
Cotton and cottonseed	-	-
Vegetables, melons, potatoes and sweet potatoes	-	-
Fruits, tree nuts, and berries	-	-
Nursery, greenhouse, floriculture, and sod	-	-
Cut Christmas trees and short rotation woody crops	-	-
Other crops and hay	16	94
Poultry and eggs	30	(D)
Cattle and calves	45	918
Milk and other dairy products from cows	-	-
Hogs and pigs	3	(D)
Sheep, goats, and their products	4	(D)
Horses, ponies, mules, burros, and donkeys	1	(D)
Aquaculture	-	-
Other animals and other animal products	-	-
TOP CROP ITEMS (acres)		
Forage - land used for all hay and haylage, grass silage, and greenchop	48	2,245
TOP LIVESTOCK INVENTORY ITEMS (number)		
Broilers and other meat-type chickens	18	771,634
Pullets for laying flock replacement	6	150,000
Layers	4	73,750
Cattle and calves	52	3,060
Hogs and pigs	3	3,010

Operator Characteristics

Item	Quantity
Primary occupation:	
Farming	45
Other	31
Days worked off farm:	
None	36
Any	40
Years on present farm:	
2 years or less	6
3 to 4 years	5
5 to 9 years	7
10 years or more	58
Age group:	
Under 45 years	20
45 to 64 years	34
65 years and over	22
Average age of principal operator (years)	55.2

Economic Characteristics

Item	Quantity
Farms by value of sales:	
Less than \$1,000	12
\$1,000 to \$2,499	3
\$2,500 to \$4,999	1
\$5,000 to \$9,999	11
\$10,000 to \$49,999	11
\$50,000 to \$99,999	4
\$100,000 to \$249,999	7
\$250,000 to \$499,999	12
\$500,000 or more	15
Total farm production expenses (\$1,000)	13,685
Average per farm (\$)	180,063
Net cash farm income of operation (\$1,000)	3,560
Average per farm (\$)	46,846
Value of agricultural products sold directly to individuals for human consumption (\$1,000)	-
Total organic product sales (\$1,000)	-
Total income from farm-related sources, gross before taxes and expenses (\$1,000)	84

See "Census of Agriculture, Volume 1, Geographic Area Series" for complete footnotes, explanations, definitions, and methodology.
(D) Cannot be disclosed. (Z) Less than half of the unit shown.

2007 CENSUS OF AGRICULTURE

Howard County – Arkansas

Farms with Spanish, Hispanic, or Latino Operators Compared with All Farms



Data are not available at this geographic level for farms with Spanish, Hispanic, or Latino operators.



United States Department of Agriculture
National Agricultural Statistics Service

www.agcensus.usda.gov

2007 CENSUS OF AGRICULTURE

Howard County – Arkansas

Farms with American Indian or Alaska Native Operators Compared with All Farms



Data are not available at this geographic level for farms with American Indian or Alaska Native operators.



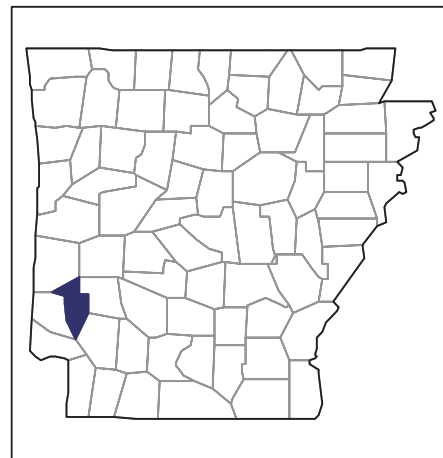
United States Department of Agriculture
National Agricultural Statistics Service

www.agcensus.usda.gov

2007 CENSUS *OF* AGRICULTURE

Howard County – Arkansas

**Farms with Asian Operators
Compared with All Farms**



Data are not available at this geographic level for farms with Asian operators.



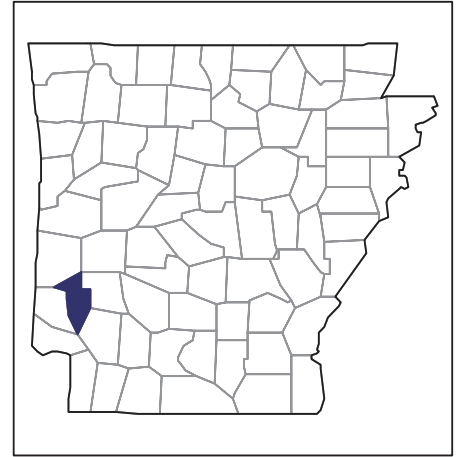
United States Department of Agriculture
National Agricultural Statistics Service

www.agcensus.usda.gov

2007 CENSUS *OF* **AGRICULTURE**

Howard County – Arkansas

Farms with Black or African American Operators Compared with All Farms



Data are not available at this geographic level for farms with Black or African American operators.



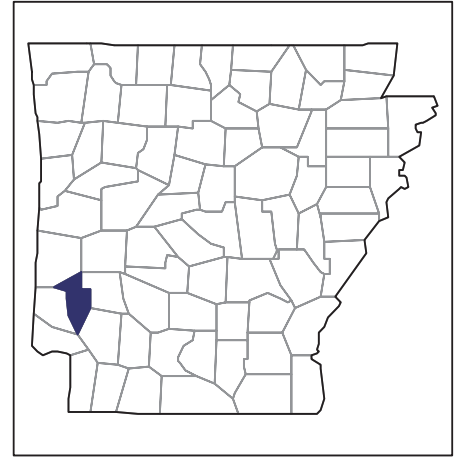
United States Department of Agriculture
National Agricultural Statistics Service

www.agcensus.usda.gov

2007 CENSUS *OF* AGRICULTURE

Howard County – Arkansas

Farms with Native Hawaiian or Other Pacific Islander Operators Compared with All Farms



Data are not available at this geographic level for farms with Native Hawaiian or Other Pacific Islander operators.



United States Department of Agriculture
National Agricultural Statistics Service

www.agcensus.usda.gov

2007 CENSUS *OF* AGRICULTURE

Howard County – Arkansas

**Farms with White Operators
Compared with All Farms**



Data are not available at this geographic level for farms with White operators.



United States Department of Agriculture
National Agricultural Statistics Service

www.agcensus.usda.gov

