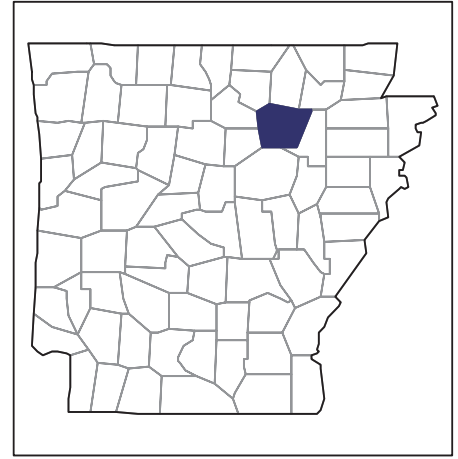


2007 CENSUS OF AGRICULTURE



Independence County – Arkansas

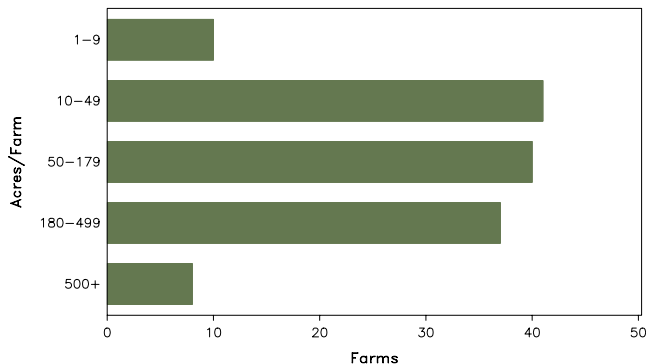
Farms with Women Principal Operators Compared with All Farms

	Women Principal Operators	All Farms
Number of Farms	136	1,121
Land in Farms	21,511 acres	249,653 acres
Average Size of Farm	158 acres	223 acres
Market Value of Products Sold	\$13,166,000	\$123,630,000
Crop Sales	\$726,000	\$21,754,000
Livestock Sales	\$12,439,000	\$101,877,000
Average Per Farm	\$96,807	\$110,286
Government Payments	\$93,000	\$1,801,000
Average Per Farm Receiving Payments	\$13,277	\$13,543

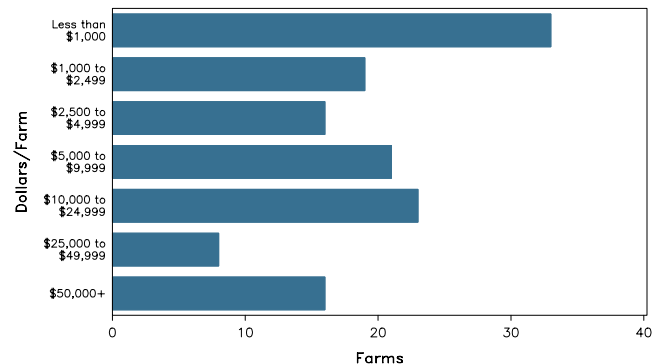
See footnotes on reverse page.

Farms with Women Principal Operators

Farms by Size



Farms by Economic Size



2007 CENSUS OF AGRICULTURE

Independence County – Arkansas Farms with Women Principal Operators

Selected Highlights

Item	Farms	Quantity
MARKET VALUE OF AGRICULTURAL PRODUCTS SOLD (\$1,000)		
Total value of agricultural products sold	136	13,166
Value of crops including nursery and greenhouse	38	726
Value of livestock, poultry, and their products	79	12,439
VALUE OF SALES BY COMMODITY GROUP (\$1,000)		
Grains, oilseeds, dry beans, and dry peas	5	(D)
Tobacco	-	-
Cotton and cottonseed	-	-
Vegetables, melons, potatoes and sweet potatoes	2	(D)
Fruits, tree nuts, and berries	1	(D)
Nursery, greenhouse, floriculture, and sod	-	-
Cut Christmas trees and short rotation woody crops	-	-
Other crops and hay	32	(D)
Poultry and eggs	21	(D)
Cattle and calves	65	1,262
Milk and other dairy products from cows	2	(D)
Hogs and pigs	1	(D)
Sheep, goats, and their products	3	(D)
Horses, ponies, mules, burros, and donkeys	5	9
Aquaculture	-	-
Other animals and other animal products	1	(D)
TOP CROP ITEMS (acres)		
Forage - land used for all hay and haylage, grass silage, and greenchop	64	2,850
Soybeans for beans	5	(D)
Rice	1	(D)
Corn for grain	2	(D)
Pecans, all	1	(D)
TOP LIVESTOCK INVENTORY ITEMS (number)		
Broilers and other meat-type chickens	14	884,410
Pullets for laying flock replacement	4	(D)
Cattle and calves	82	3,595
Horses and ponies	36	296
Layers	9	231

Operator Characteristics

Item	Quantity
Primary occupation:	
Farming	55
Other	81
Days worked off farm:	
None	51
Any	85
Years on present farm:	
2 years or less	10
3 to 4 years	10
5 to 9 years	30
10 years or more	86
Age group:	
Under 45 years	19
45 to 64 years	73
65 years and over	44
Average age of principal operator (years)	59.0

Economic Characteristics

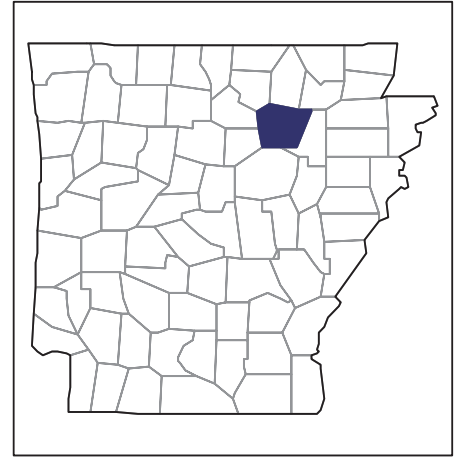
Item	Quantity
Farms by value of sales:	
Less than \$1,000	34
\$1,000 to \$2,499	19
\$2,500 to \$4,999	16
\$5,000 to \$9,999	22
\$10,000 to \$49,999	29
\$50,000 to \$99,999	1
\$100,000 to \$249,999	2
\$250,000 to \$499,999	3
\$500,000 or more	10
Total farm production expenses (\$1,000)	11,429
Average per farm (\$)	84,036
Net cash farm income of operation (\$1,000)	1,925
Average per farm (\$)	14,157
Value of agricultural products sold directly to individuals for human consumption (\$1,000)	(D)
Total organic product sales (\$1,000)	-
Total income from farm-related sources, gross before taxes and expenses (\$1,000)	96

See "Census of Agriculture, Volume 1, Geographic Area Series" for complete footnotes, explanations, definitions, and methodology.
(D) Cannot be disclosed. (Z) Less than half of the unit shown.

2007 CENSUS OF AGRICULTURE

Independence County – Arkansas

Farms with Spanish, Hispanic, or Latino Operators Compared with All Farms



Data are not available at this geographic level for farms with Spanish, Hispanic, or Latino operators.



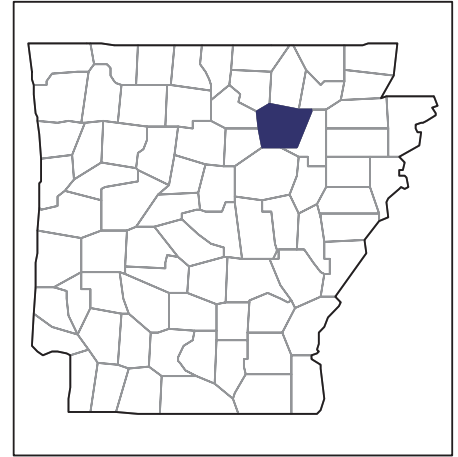
United States Department of Agriculture
National Agricultural Statistics Service

www.agcensus.usda.gov

2007 CENSUS OF AGRICULTURE

Independence County – Arkansas

Farms with American Indian or Alaska Native Operators Compared with All Farms



Data are not available at this geographic level for farms with American Indian or Alaska Native operators.



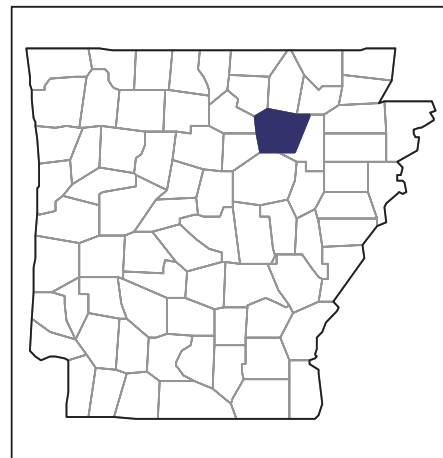
United States Department of Agriculture
National Agricultural Statistics Service

www.agcensus.usda.gov

2007 CENSUS *OF* AGRICULTURE

Independence County – Arkansas

**Farms with Asian Operators
Compared with All Farms**



Data are not available at this geographic level for farms with Asian operators.



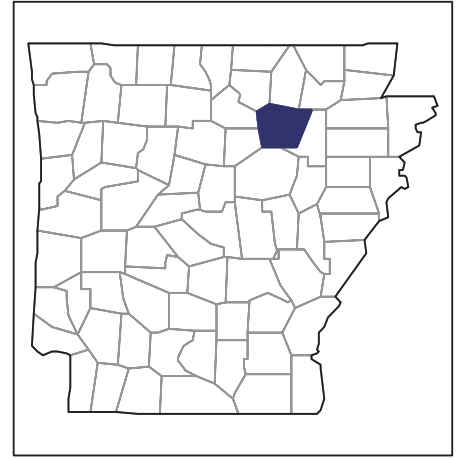
United States Department of Agriculture
National Agricultural Statistics Service

www.agcensus.usda.gov

2007 CENSUS OF AGRICULTURE

Independence County – Arkansas

Farms with Black or African American Operators Compared with All Farms



Data are not available at this geographic level for farms with Black or African American operators.



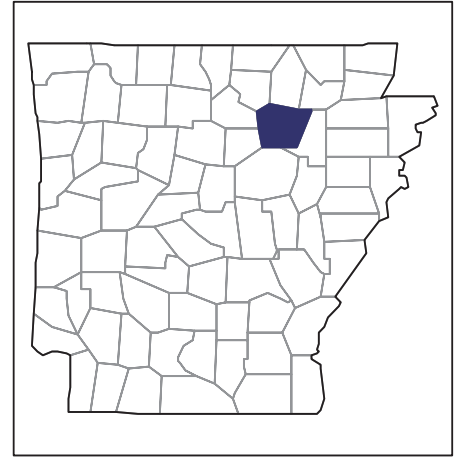
United States Department of Agriculture
National Agricultural Statistics Service

www.agcensus.usda.gov

2007 CENSUS OF AGRICULTURE

Independence County – Arkansas

Farms with Native Hawaiian or Other Pacific Islander Operators Compared with All Farms



Data are not available at this geographic level for farms with Native Hawaiian or Other Pacific Islander operators.



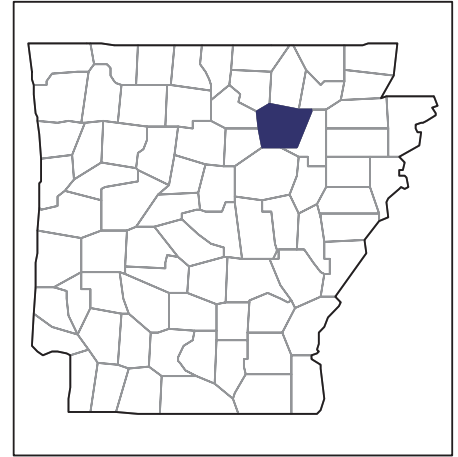
United States Department of Agriculture
National Agricultural Statistics Service

www.agcensus.usda.gov

2007 CENSUS *OF* AGRICULTURE

Independence County – Arkansas

Farms with White Operators Compared with All Farms



Data are not available at this geographic level for farms with White operators.



United States Department of Agriculture
National Agricultural Statistics Service

www.agcensus.usda.gov

