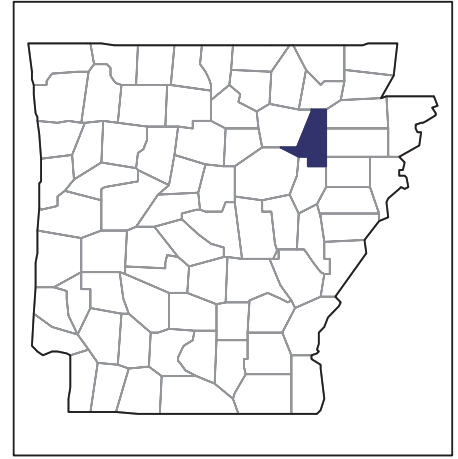


# 2007 CENSUS OF AGRICULTURE



## Jackson County – Arkansas

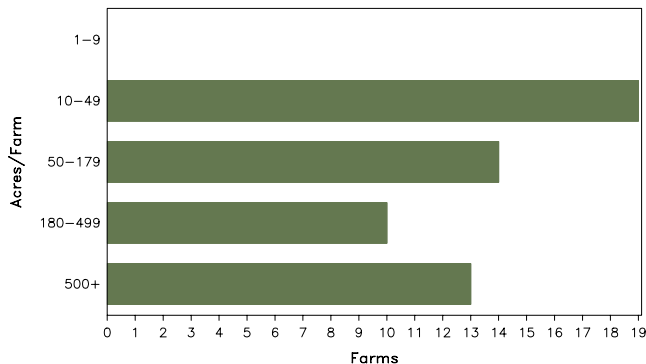
### Farms with Women Principal Operators Compared with All Farms

	Women Principal Operators	All Farms
<b>Number of Farms</b>	56	445
<b>Land in Farms</b>	20,072 acres	302,125 acres
<b>Average Size of Farm</b>	358 acres	679 acres
<b>Market Value of Products Sold</b>	\$7,996,000	\$106,853,000
Crop Sales	(D)	\$102,272,000
Livestock Sales	(D)	\$4,582,000
Average Per Farm	\$142,778	\$240,120
<b>Government Payments</b>	\$901,000	\$9,169,000
Average Per Farm Receiving Payments	\$25,744	\$32,513

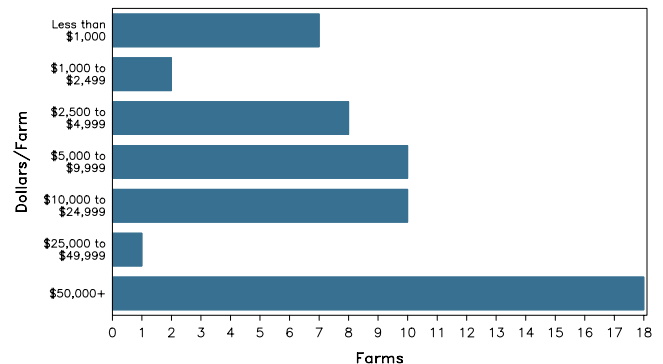
See footnotes on reverse page.

### Farms with Women Principal Operators

Farms by Size



Farms by Economic Size



# 2007 CENSUS OF AGRICULTURE

## Jackson County – Arkansas Farms with Women Principal Operators

### Selected Highlights

Item	Farms	Quantity
<b>MARKET VALUE OF AGRICULTURAL PRODUCTS SOLD (\$1,000)</b>		
Total value of agricultural products sold	56	7,996
Value of crops including nursery and greenhouse	36	(D)
Value of livestock, poultry, and their products	10	(D)
<b>VALUE OF SALES BY COMMODITY GROUP (\$1,000)</b>		
Grains, oilseeds, dry beans, and dry peas	25	(D)
Tobacco	-	-
Cotton and cottonseed	-	-
Vegetables, melons, potatoes and sweet potatoes	-	-
Fruits, tree nuts, and berries	-	-
Nursery, greenhouse, floriculture, and sod	-	-
Cut Christmas trees and short rotation woody crops	-	-
Other crops and hay	12	(D)
Poultry and eggs	3	(D)
Cattle and calves	6	66
Milk and other dairy products from cows	-	-
Hogs and pigs	-	-
Sheep, goats, and their products	1	(D)
Horses, ponies, mules, burros, and donkeys	-	-
Aquaculture	-	-
Other animals and other animal products	-	-
<b>TOP CROP ITEMS (acres)</b>		
Soybeans for beans	24	8,219
Rice	20	6,669
Wheat for grain, all	12	3,469
Corn for grain	3	(D)
Forage - land used for all hay and haylage, grass silage, and greenchop	15	620
<b>TOP LIVESTOCK INVENTORY ITEMS (number)</b>		
Broilers and other meat-type chickens	1	(D)
Cattle and calves	7	347
Sheep and lambs	1	(D)
Goats, all	1	(D)
Horses and ponies	6	36

### Operator Characteristics

Item	Quantity
Primary occupation:	
Farming	29
Other	27
Days worked off farm:	
None	25
Any	31
Years on present farm:	
2 years or less	3
3 to 4 years	3
5 to 9 years	22
10 years or more	28
Age group:	
Under 45 years	9
45 to 64 years	30
65 years and over	17
Average age of principal operator (years)	58.4

### Economic Characteristics

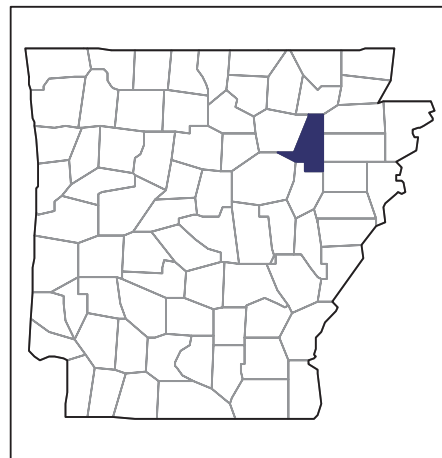
Item	Quantity
Farms by value of sales:	
Less than \$1,000	16
\$1,000 to \$2,499	3
\$2,500 to \$4,999	7
\$5,000 to \$9,999	4
\$10,000 to \$49,999	8
\$50,000 to \$99,999	1
\$100,000 to \$249,999	4
\$250,000 to \$499,999	9
\$500,000 or more	4
Total farm production expenses (\$1,000)	9,939
Average per farm (\$)	177,486
Net cash farm income of operation (\$1,000)	16
Average per farm (\$)	289
Value of agricultural products sold directly to individuals for human consumption (\$1,000)	-
Total organic product sales (\$1,000)	-
Total income from farm-related sources, gross before taxes and expenses (\$1,000)	1,059

See "Census of Agriculture, Volume 1, Geographic Area Series" for complete footnotes, explanations, definitions, and methodology.  
(D) Cannot be disclosed. (Z) Less than half of the unit shown.

# 2007 CENSUS *OF* AGRICULTURE

## Jackson County – Arkansas

### Farms with Spanish, Hispanic, or Latino Operators Compared with All Farms



Data are not available at this geographic level for farms with Spanish, Hispanic, or Latino operators.



United States Department of Agriculture  
National Agricultural Statistics Service

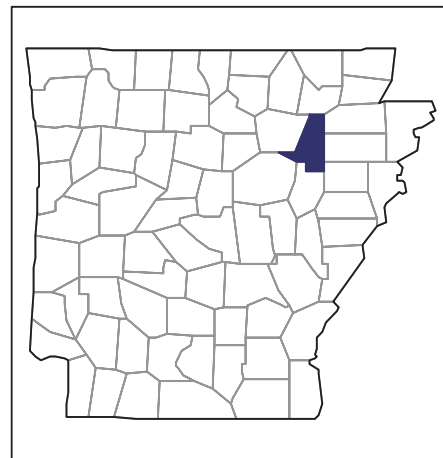
[www.agcensus.usda.gov](http://www.agcensus.usda.gov)



# 2007 CENSUS OF AGRICULTURE

## Jackson County – Arkansas

### Farms with American Indian or Alaska Native Operators Compared with All Farms



Data are not available at this geographic level for farms with American Indian or Alaska Native operators.



United States Department of Agriculture  
National Agricultural Statistics Service

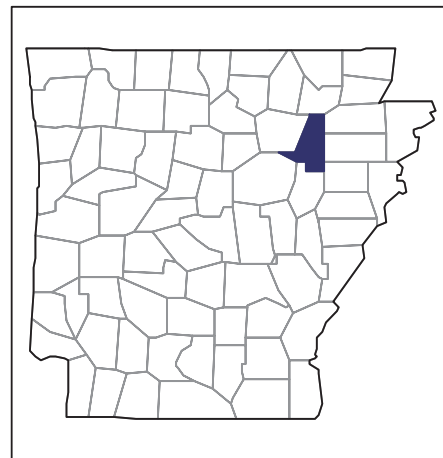
[www.agcensus.usda.gov](http://www.agcensus.usda.gov)



# 2007 CENSUS *OF* AGRICULTURE

**Jackson County – Arkansas**

**Farms with Asian Operators  
Compared with All Farms**



**Data are not available at this geographic level for farms with Asian operators.**



United States Department of Agriculture  
National Agricultural Statistics Service

[www.agcensus.usda.gov](http://www.agcensus.usda.gov)

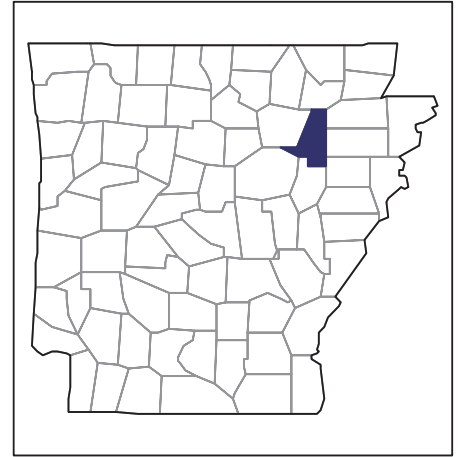




# 2007 CENSUS *OF* AGRICULTURE

## Jackson County – Arkansas

### Farms with Black or African American Operators Compared with All Farms



Data are not available at this geographic level for farms with Black or African American operators.



United States Department of Agriculture  
National Agricultural Statistics Service

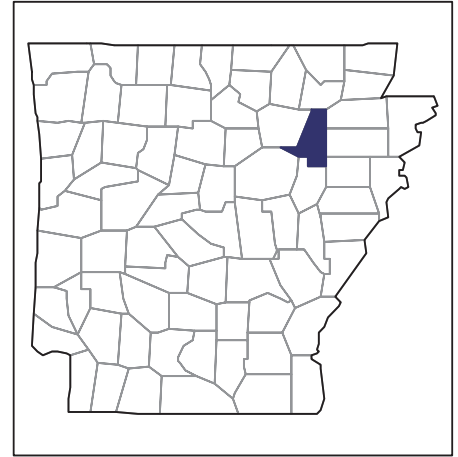
[www.agcensus.usda.gov](http://www.agcensus.usda.gov)



# 2007 CENSUS *OF* AGRICULTURE

## Jackson County – Arkansas

### Farms with Native Hawaiian or Other Pacific Islander Operators Compared with All Farms



Data are not available at this geographic level for farms with Native Hawaiian or Other Pacific Islander operators.



United States Department of Agriculture  
National Agricultural Statistics Service

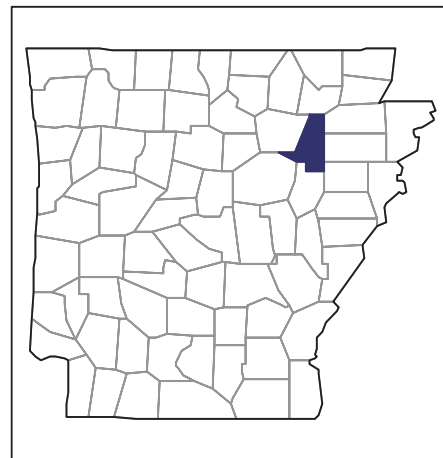
[www.agcensus.usda.gov](http://www.agcensus.usda.gov)



# 2007 CENSUS *OF* AGRICULTURE

**Jackson County – Arkansas**

**Farms with White Operators  
Compared with All Farms**



**Data are not available at this geographic level for farms with White operators.**



United States Department of Agriculture  
National Agricultural Statistics Service

[www.agcensus.usda.gov](http://www.agcensus.usda.gov)

