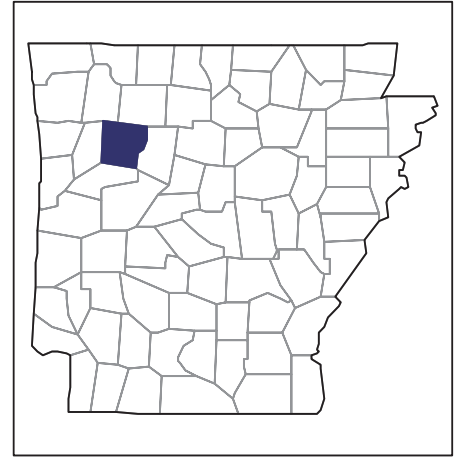


2007 CENSUS OF AGRICULTURE



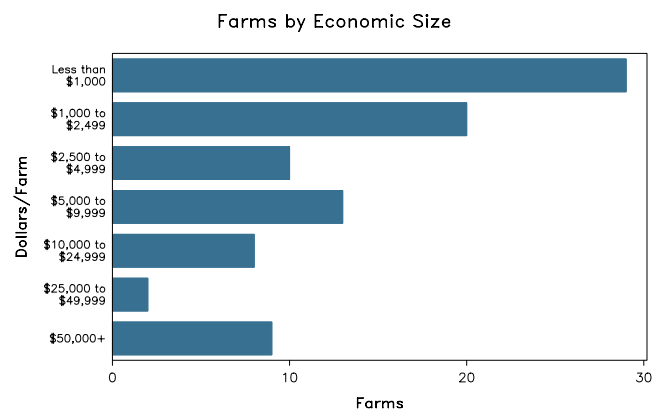
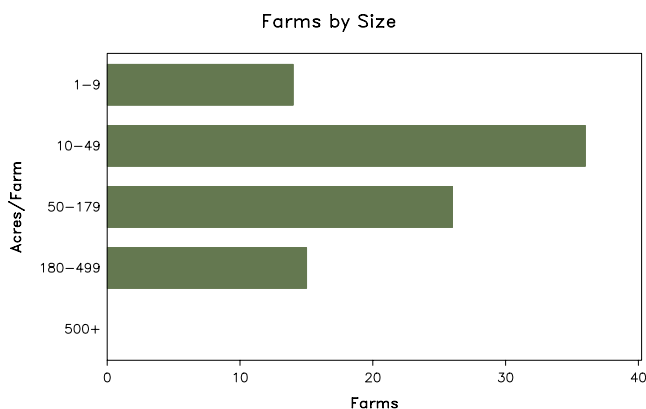
Johnson County – Arkansas

Farms with Women Principal Operators Compared with All Farms

	Women Principal Operators	All Farms
Number of Farms	91	607
Land in Farms	7,701 acres	105,820 acres
Average Size of Farm	85 acres	174 acres
Market Value of Products Sold	\$6,205,000	\$134,668,000
Crop Sales	\$240,000	\$3,648,000
Livestock Sales	\$5,965,000	\$131,020,000
Average Per Farm	\$68,189	\$221,858
Government Payments	\$1,000	\$176,000
Average Per Farm Receiving Payments	\$485	\$5,864

See footnotes on reverse page.

Farms with Women Principal Operators



2007 CENSUS OF AGRICULTURE

Johnson County – Arkansas Farms with Women Principal Operators

Selected Highlights

Item	Farms	Quantity
MARKET VALUE OF AGRICULTURAL PRODUCTS SOLD (\$1,000)		
Total value of agricultural products sold	91	6,205
Value of crops including nursery and greenhouse	17	240
Value of livestock, poultry, and their products	57	5,965
VALUE OF SALES BY COMMODITY GROUP (\$1,000)		
Grains, oilseeds, dry beans, and dry peas	-	-
Tobacco	-	-
Cotton and cottonseed	-	-
Vegetables, melons, potatoes and sweet potatoes	-	-
Fruits, tree nuts, and berries	2	(D)
Nursery, greenhouse, floriculture, and sod	4	88
Cut Christmas trees and short rotation woody crops	1	(D)
Other crops and hay	12	143
Poultry and eggs	16	(D)
Cattle and calves	37	267
Milk and other dairy products from cows	-	-
Hogs and pigs	-	-
Sheep, goats, and their products	5	17
Horses, ponies, mules, burros, and donkeys	9	49
Aquaculture	-	-
Other animals and other animal products	3	(D)
TOP CROP ITEMS (acres)		
Forage - land used for all hay and haylage, grass silage, and greenchop	33	1,462
Cut Christmas trees	1	(D)
Land in berries	3	1
Nursery stock	1	(D)
Floriculture crops, total	1	(D)
TOP LIVESTOCK INVENTORY ITEMS (number)		
Broilers and other meat-type chickens	6	399,010
Turkeys	1	(D)
Cattle and calves	39	1,236
Rabbits and their pelts	6	538
Goats, all	8	374

Operator Characteristics

Item	Quantity
Primary occupation:	
Farming	48
Other	43
Days worked off farm:	
None	42
Any	49
Years on present farm:	
2 years or less	3
3 to 4 years	10
5 to 9 years	20
10 years or more	58
Age group:	
Under 45 years	25
45 to 64 years	46
65 years and over	20
Average age of principal operator (years)	54.2

Economic Characteristics

Item	Quantity
Farms by value of sales:	
Less than \$1,000	29
\$1,000 to \$2,499	20
\$2,500 to \$4,999	10
\$5,000 to \$9,999	13
\$10,000 to \$49,999	10
\$50,000 to \$99,999	3
\$100,000 to \$249,999	-
\$250,000 to \$499,999	1
\$500,000 or more	5
Total farm production expenses (\$1,000)	5,401
Average per farm (\$)	59,347
Net cash farm income of operation (\$1,000)	828
Average per farm (\$)	9,102
Value of agricultural products sold directly to individuals for human consumption (\$1,000)	3
Total organic product sales (\$1,000)	-
Total income from farm-related sources, gross before taxes and expenses (\$1,000)	22

See "Census of Agriculture, Volume 1, Geographic Area Series" for complete footnotes, explanations, definitions, and methodology.
(D) Cannot be disclosed. (Z) Less than half of the unit shown.

2007 CENSUS *OF* AGRICULTURE

Johnson County – Arkansas

Farms with Spanish, Hispanic, or Latino Operators Compared with All Farms



Data are not available at this geographic level for farms with Spanish, Hispanic, or Latino operators.



United States Department of Agriculture
National Agricultural Statistics Service

www.agcensus.usda.gov

2007 CENSUS *OF* AGRICULTURE

Johnson County – Arkansas

Farms with American Indian or Alaska Native Operators Compared with All Farms



Data are not available at this geographic level for farms with American Indian or Alaska Native operators.



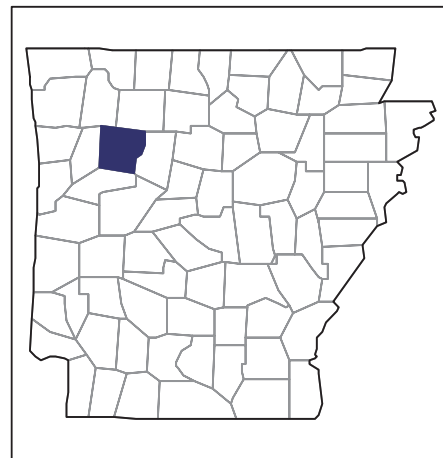
United States Department of Agriculture
National Agricultural Statistics Service

www.agcensus.usda.gov

2007 CENSUS *OF* AGRICULTURE

Johnson County – Arkansas

**Farms with Asian Operators
Compared with All Farms**



Data are not available at this geographic level for farms with Asian operators.



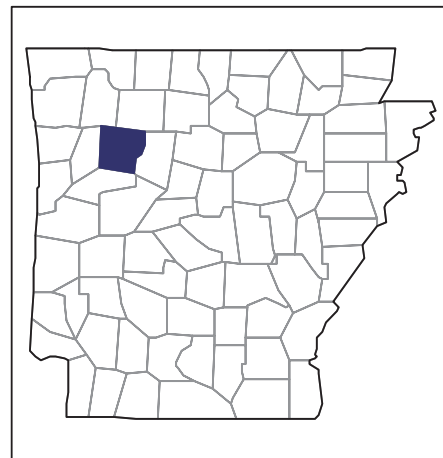
United States Department of Agriculture
National Agricultural Statistics Service

www.agcensus.usda.gov

2007 CENSUS *OF* AGRICULTURE

Johnson County – Arkansas

Farms with Black or African American Operators Compared with All Farms



Data are not available at this geographic level for farms with Black or African American operators.



United States Department of Agriculture
National Agricultural Statistics Service

www.agcensus.usda.gov

2007 CENSUS *OF* AGRICULTURE

Johnson County – Arkansas

Farms with Native Hawaiian or Other Pacific Islander Operators Compared with All Farms



Data are not available at this geographic level for farms with Native Hawaiian or Other Pacific Islander operators.



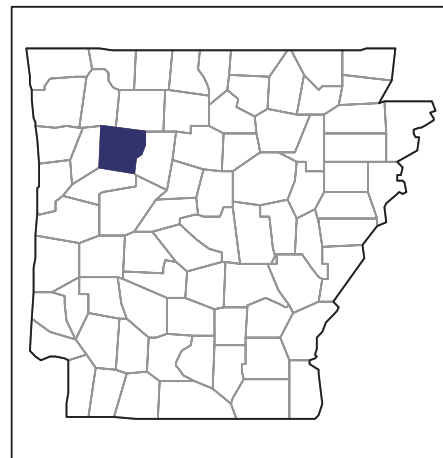
United States Department of Agriculture
National Agricultural Statistics Service

www.agcensus.usda.gov

2007 CENSUS *OF* AGRICULTURE

Johnson County – Arkansas

**Farms with White Operators
Compared with All Farms**



Data are not available at this geographic level for farms with White operators.



United States Department of Agriculture
National Agricultural Statistics Service

www.agcensus.usda.gov

