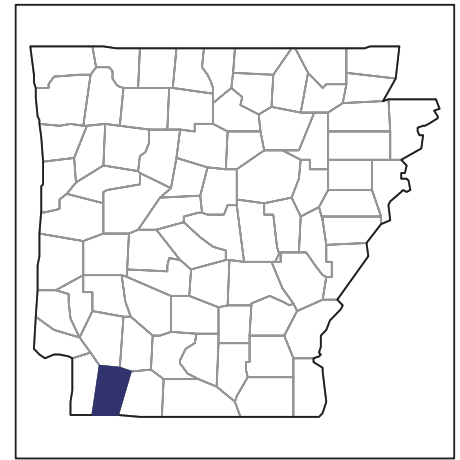


2007 CENSUS OF AGRICULTURE



Lafayette County – Arkansas

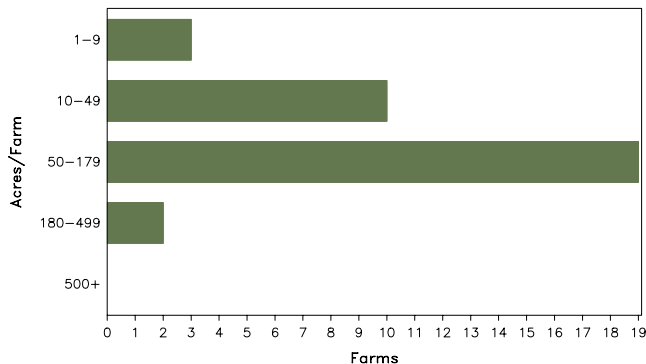
Farms with Women Principal Operators Compared with All Farms

	Women Principal Operators	All Farms
Number of Farms	34	313
Land in Farms	3,014 acres	97,628 acres
Average Size of Farm	89 acres	312 acres
Market Value of Products Sold	\$6,487,000	\$91,263,000
Crop Sales	\$64,000	\$16,175,000
Livestock Sales	\$6,423,000	\$75,089,000
Average Per Farm	\$190,789	\$291,576
Government Payments	\$29,000	\$1,545,000
Average Per Farm Receiving Payments	\$5,737	\$18,174

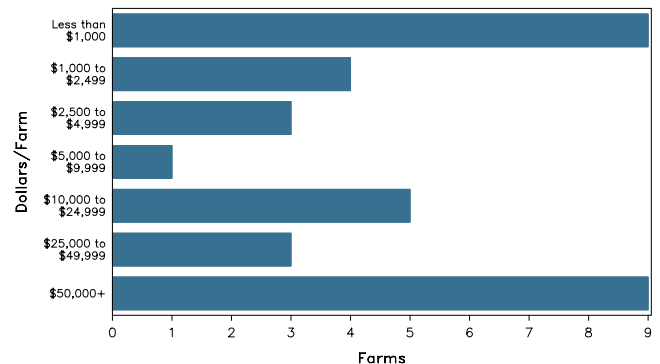
See footnotes on reverse page.

Farms with Women Principal Operators

Farms by Size



Farms by Economic Size



2007 CENSUS OF AGRICULTURE

Lafayette County – Arkansas Farms with Women Principal Operators

Selected Highlights

Item	Farms	Quantity
MARKET VALUE OF AGRICULTURAL PRODUCTS SOLD (\$1,000)		
Total value of agricultural products sold	34	6,487
Value of crops including nursery and greenhouse	8	64
Value of livestock, poultry, and their products	25	6,423
VALUE OF SALES BY COMMODITY GROUP (\$1,000)		
Grains, oilseeds, dry beans, and dry peas	-	-
Tobacco	-	-
Cotton and cottonseed	-	-
Vegetables, melons, potatoes and sweet potatoes	-	-
Fruits, tree nuts, and berries	-	-
Nursery, greenhouse, floriculture, and sod	-	-
Cut Christmas trees and short rotation woody crops	-	-
Other crops and hay	8	64
Poultry and eggs	9	6,211
Cattle and calves	15	(D)
Milk and other dairy products from cows	-	-
Hogs and pigs	5	(D)
Sheep, goats, and their products	-	-
Horses, ponies, mules, burros, and donkeys	1	(D)
Aquaculture	-	-
Other animals and other animal products	-	-
TOP CROP ITEMS (acres)		
Forage - land used for all hay and haylage, grass silage, and greenchop	14	468
TOP LIVESTOCK INVENTORY ITEMS (number)		
Broilers and other meat-type chickens	7	481,500
Layers	4	(D)
Cattle and calves	15	799
Horses and ponies	9	79
Hogs and pigs	5	24

Operator Characteristics

Item	Quantity
Primary occupation:	
Farming	13
Other	21
Days worked off farm:	
None	17
Any	17
Years on present farm:	
2 years or less	12
3 to 4 years	4
5 to 9 years	6
10 years or more	12
Age group:	
Under 45 years	6
45 to 64 years	20
65 years and over	8
Average age of principal operator (years)	56.6

Economic Characteristics

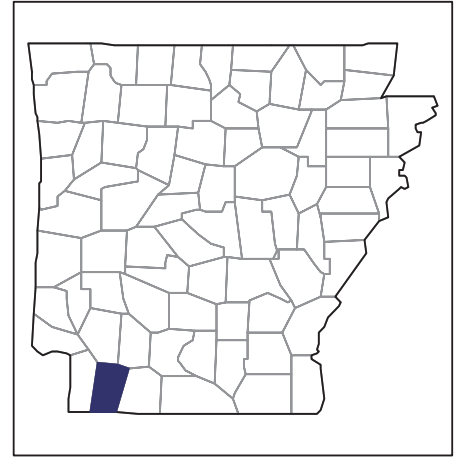
Item	Quantity
Farms by value of sales:	
Less than \$1,000	10
\$1,000 to \$2,499	4
\$2,500 to \$4,999	3
\$5,000 to \$9,999	1
\$10,000 to \$49,999	7
\$50,000 to \$99,999	-
\$100,000 to \$249,999	-
\$250,000 to \$499,999	1
\$500,000 or more	8
Total farm production expenses (\$1,000)	5,490
Average per farm (\$)	161,484
Net cash farm income of operation (\$1,000)	1,039
Average per farm (\$)	30,548
Value of agricultural products sold directly to individuals for human consumption (\$1,000)	(D)
Total organic product sales (\$1,000)	-
Total income from farm-related sources, gross before taxes and expenses (\$1,000)	14

See "Census of Agriculture, Volume 1, Geographic Area Series" for complete footnotes, explanations, definitions, and methodology.
(D) Cannot be disclosed. (Z) Less than half of the unit shown.

2007 CENSUS OF AGRICULTURE

Lafayette County – Arkansas

Farms with Spanish, Hispanic, or Latino Operators Compared with All Farms



Data are not available at this geographic level for farms with Spanish, Hispanic, or Latino operators.



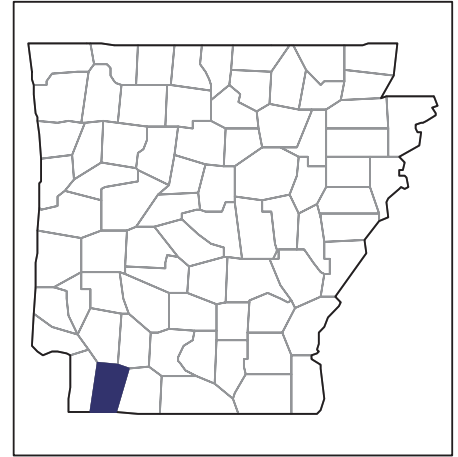
United States Department of Agriculture
National Agricultural Statistics Service

www.agcensus.usda.gov

2007 CENSUS OF AGRICULTURE

Lafayette County – Arkansas

Farms with American Indian or Alaska Native Operators Compared with All Farms



Data are not available at this geographic level for farms with American Indian or Alaska Native operators.



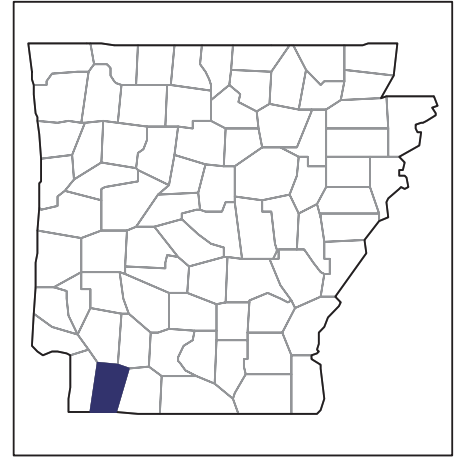
United States Department of Agriculture
National Agricultural Statistics Service

www.agcensus.usda.gov

2007 CENSUS *OF* AGRICULTURE

Lafayette County – Arkansas

**Farms with Asian Operators
Compared with All Farms**



Data are not available at this geographic level for farms with Asian operators.



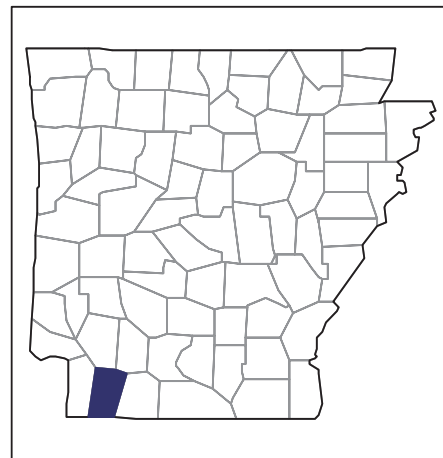
United States Department of Agriculture
National Agricultural Statistics Service

www.agcensus.usda.gov

2007 CENSUS *OF* **AGRICULTURE**

Lafayette County – Arkansas

Farms with Black or African American Operators Compared with All Farms



Data are not available at this geographic level for farms with Black or African American operators.



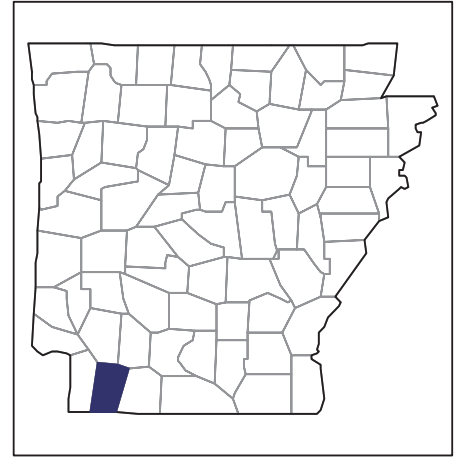
United States Department of Agriculture
National Agricultural Statistics Service

www.agcensus.usda.gov

2007 CENSUS *OF* AGRICULTURE

Lafayette County – Arkansas

Farms with Native Hawaiian or Other Pacific Islander Operators Compared with All Farms



Data are not available at this geographic level for farms with Native Hawaiian or Other Pacific Islander operators.



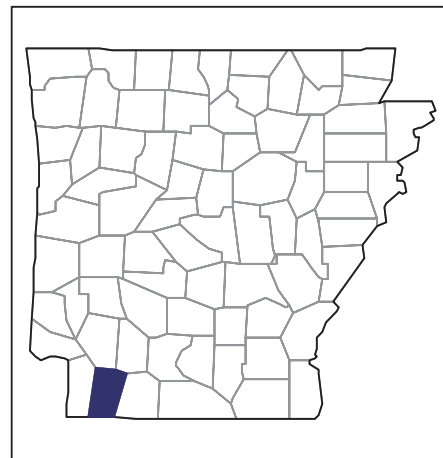
United States Department of Agriculture
National Agricultural Statistics Service

www.agcensus.usda.gov

2007 CENSUS *OF* **AGRICULTURE**

Lafayette County – Arkansas

**Farms with White Operators
Compared with All Farms**



Data are not available at this geographic level for farms with White operators.



United States Department of Agriculture
National Agricultural Statistics Service

www.agcensus.usda.gov

