

# 2007 CENSUS OF AGRICULTURE



## Lonoke County – Arkansas

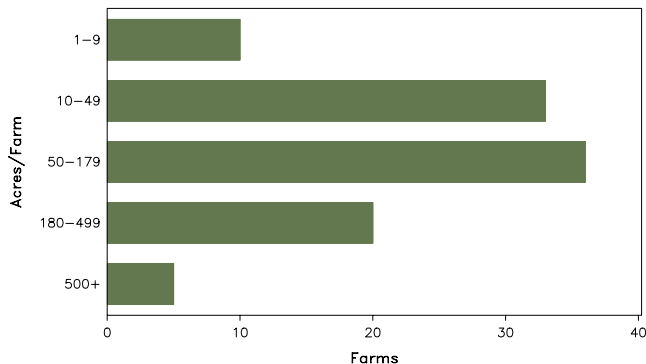
### Farms with Women Principal Operators Compared with All Farms

	Women Principal Operators	All Farms
<b>Number of Farms</b>	104	832
<b>Land in Farms</b>	20,816 acres	371,423 acres
<b>Average Size of Farm</b>	200 acres	446 acres
<b>Market Value of Products Sold</b>	\$3,412,000	\$152,315,000
Crop Sales	\$3,175,000	\$118,946,000
Livestock Sales	\$236,000	\$33,369,000
Average Per Farm	\$32,804	\$183,071
<b>Government Payments</b>	\$505,000	\$11,364,000
Average Per Farm Receiving Payments	\$10,979	\$29,828

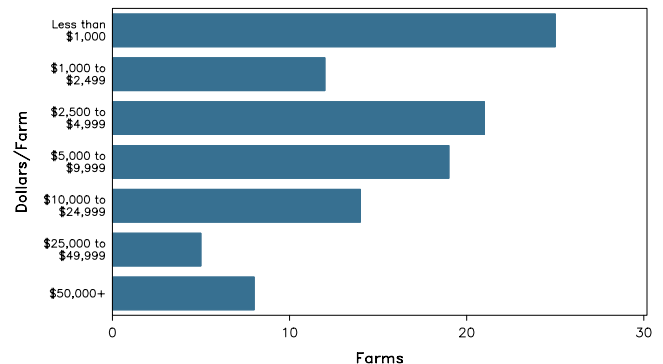
See footnotes on reverse page.

### Farms with Women Principal Operators

Farms by Size



Farms by Economic Size



# 2007 CENSUS OF AGRICULTURE

## Lonoke County – Arkansas Farms with Women Principal Operators

### Selected Highlights

Item	Farms	Quantity
<b>MARKET VALUE OF AGRICULTURAL PRODUCTS SOLD (\$1,000)</b>		
Total value of agricultural products sold	104	3,412
Value of crops including nursery and greenhouse	22	3,175
Value of livestock, poultry, and their products	43	236
<b>VALUE OF SALES BY COMMODITY GROUP (\$1,000)</b>		
Grains, oilseeds, dry beans, and dry peas	13	(D)
Tobacco	-	-
Cotton and cottonseed	1	(D)
Vegetables, melons, potatoes and sweet potatoes	-	-
Fruits, tree nuts, and berries	1	(D)
Nursery, greenhouse, floriculture, and sod	1	(D)
Cut Christmas trees and short rotation woody crops	-	-
Other crops and hay	7	15
Poultry and eggs	2	(D)
Cattle and calves	20	162
Milk and other dairy products from cows	-	-
Hogs and pigs	-	-
Sheep, goats, and their products	8	16
Horses, ponies, mules, burros, and donkeys	14	53
Aquaculture	1	(D)
Other animals and other animal products	-	-
<b>TOP CROP ITEMS (acres)</b>		
Soybeans for beans	9	3,953
Rice	4	1,986
Wheat for grain, all	4	(D)
Cotton, all	1	(D)
Forage - land used for all hay and haylage, grass silage, and greenchop	28	918
<b>TOP LIVESTOCK INVENTORY ITEMS (number)</b>		
Cattle and calves	28	544
Horses and ponies	42	377
Goats, all	10	128
Layers	4	106
Mules, burros, and donkeys	7	11

### Operator Characteristics

Item	Quantity
Primary occupation:	
Farming	35
Other	69
Days worked off farm:	
None	44
Any	60
Years on present farm:	
2 years or less	5
3 to 4 years	13
5 to 9 years	25
10 years or more	61
Age group:	
Under 45 years	23
45 to 64 years	39
65 years and over	42
Average age of principal operator (years)	59.5

### Economic Characteristics

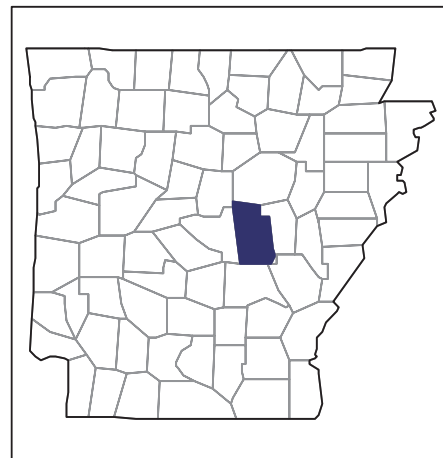
Item	Quantity
Farms by value of sales:	
Less than \$1,000	54
\$1,000 to \$2,499	9
\$2,500 to \$4,999	13
\$5,000 to \$9,999	9
\$10,000 to \$49,999	13
\$50,000 to \$99,999	-
\$100,000 to \$249,999	2
\$250,000 to \$499,999	2
\$500,000 or more	2
Total farm production expenses (\$1,000)	4,448
Average per farm (\$)	42,766
Net cash farm income of operation (\$1,000)	-264
Average per farm (\$)	-2,537
Value of agricultural products sold directly to individuals for human consumption (\$1,000)	27
Total organic product sales (\$1,000)	-
Total income from farm-related sources, gross before taxes and expenses (\$1,000)	267

See "Census of Agriculture, Volume 1, Geographic Area Series" for complete footnotes, explanations, definitions, and methodology.  
(D) Cannot be disclosed. (Z) Less than half of the unit shown.

# 2007 CENSUS *OF* **AGRICULTURE**

## **Lonoke County – Arkansas**

### **Farms with Spanish, Hispanic, or Latino Operators Compared with All Farms**



**Data are not available at this geographic level for farms with Spanish, Hispanic, or Latino operators.**



United States Department of Agriculture  
National Agricultural Statistics Service

[www.agcensus.usda.gov](http://www.agcensus.usda.gov)



# 2007 CENSUS OF AGRICULTURE

## Lonoke County – Arkansas

### Farms with American Indian or Alaska Native Operators Compared with All Farms



Data are not available at this geographic level for farms with American Indian or Alaska Native operators.



United States Department of Agriculture  
National Agricultural Statistics Service

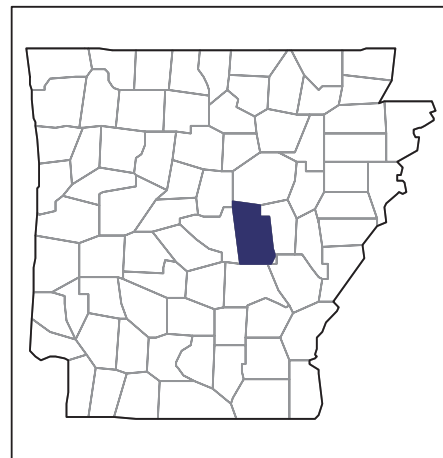
[www.agcensus.usda.gov](http://www.agcensus.usda.gov)



# 2007 CENSUS *OF* **AGRICULTURE**

**Lonoke County – Arkansas**

**Farms with Asian Operators  
Compared with All Farms**



**Data are not available at this geographic level for farms with Asian operators.**



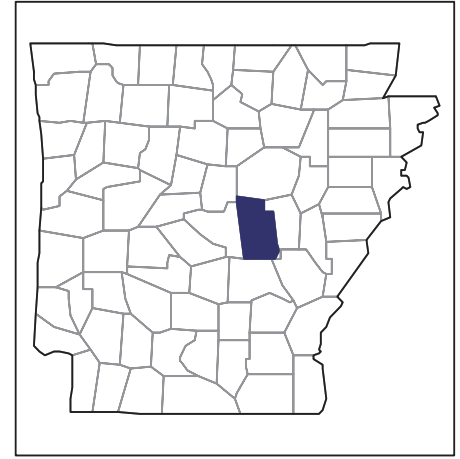
United States Department of Agriculture  
National Agricultural Statistics Service

[www.agcensus.usda.gov](http://www.agcensus.usda.gov)





# 2007 CENSUS OF AGRICULTURE



## Lonoke County – Arkansas

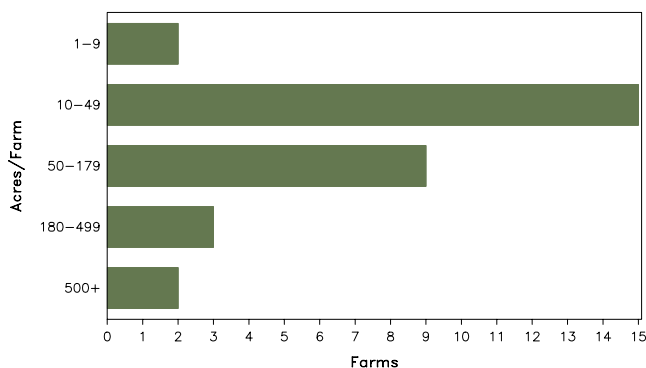
### Farms with Black or African American Operators Compared with All Farms

	Black or African American Operators <sup>2</sup>	All Farms
<b>Number of Farm Operators</b> <sup>1</sup>	32	1,216
<b>Number of Farms</b>	31	832
<b>Land in Farms</b>	6,854 acres	371,423 acres
<b>Average Size of Farm</b>	221 acres	446 acres
<b>Market Value of Products Sold</b>	\$1,369,000	\$152,315,000
Crop Sales	\$1,293,000	\$118,946,000
Livestock Sales	\$76,000	\$33,369,000
Average Per Farm	\$44,161	\$183,071
<b>Government Payments</b>	\$178,000	\$11,364,000
Average Per Farm Receiving Payments	\$11,867	\$29,828

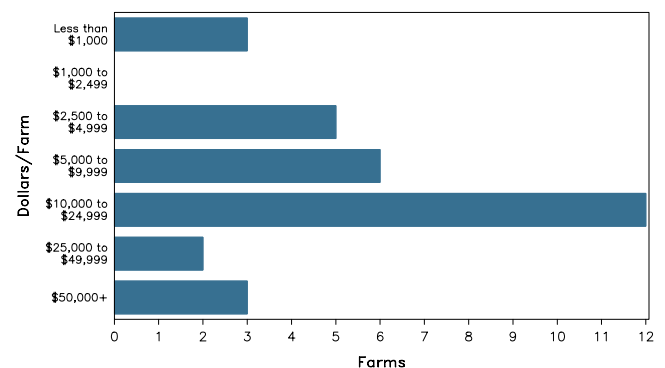
See footnotes on reverse page.

#### Farms with Black or African American Operators

Farms by Size



Farms by Economic Size



# 2007 CENSUS OF AGRICULTURE

## Lonoke County – Arkansas Farms with Black or African American Operators

### Selected Highlights

Item	Farms	Quantity
<b>MARKET VALUE OF AGRICULTURAL PRODUCTS SOLD (\$1,000)</b>		
Total value of agricultural products sold	31	1,369
Value of crops including nursery and greenhouse	19	1,293
Value of livestock, poultry, and their products	7	76
<b>VALUE OF SALES BY COMMODITY GROUP (\$1,000)</b>		
Grains, oilseeds, dry beans, and dry peas	15	1,150
Tobacco	-	-
Cotton and cottonseed	-	-
Vegetables, melons, potatoes and sweet potatoes	5	119
Fruits, tree nuts, and berries	3	(D)
Nursery, greenhouse, floriculture, and sod	-	-
Cut Christmas trees and short rotation woody crops	-	-
Other crops and hay	2	(D)
Poultry and eggs	-	-
Cattle and calves	7	76
Milk and other dairy products from cows	-	-
Hogs and pigs	-	-
Sheep, goats, and their products	-	-
Horses, ponies, mules, burros, and donkeys	-	-
Aquaculture	-	-
Other animals and other animal products	-	-
<b>TOP CROP ITEMS (acres)</b>		
Soybeans for beans	11	1,564
Wheat for grain, all	5	1,473
Rice	2	(D)
Forage - land used for all hay and haylage, grass silage, and greenchop	5	39
Vegetables harvested for sale	5	30
<b>TOP LIVESTOCK INVENTORY ITEMS (number)</b>		
Cattle and calves	10	174

### Operator Characteristics

Item	Quantity
Primary occupation:	
Farming	17
Other	15
Days worked off farm:	
None	11
Any	21
Years on present farm:	
2 years or less	-
3 to 4 years	7
5 to 9 years	4
10 years or more	21
Age group:	
Under 45 years	4
45 to 64 years	19
65 years and over	9
Average age (years)	59.3

### Economic Characteristics

Item	Quantity
Farms by value of sales:	
Less than \$1,000	8
\$1,000 to \$2,499	1
\$2,500 to \$4,999	1
\$5,000 to \$9,999	6
\$10,000 to \$49,999	12
\$50,000 to \$99,999	-
\$100,000 to \$249,999	2
\$250,000 to \$499,999	-
\$500,000 or more	1
Total farm production expenses (\$1,000)	1,213
Average per farm (\$)	39,140
Net cash farm income of operation (\$1,000)	412
Average per farm (\$)	13,302
Value of agricultural products sold directly to individuals for human consumption (\$1,000)	(D)
Total organic product sales (\$1,000)	-
Total income from farm-related sources, gross before taxes and expenses (\$1,000)	79

See "Census of Agriculture, Volume 1, Geographic Area Series" for complete footnotes, explanations, definitions, and methodology.

(D) Cannot be disclosed. (Z) Less than half of the unit shown.

<sup>1</sup> Data were collected for a maximum of three operators per farm. <sup>2</sup> Operators reporting selected race alone or in combination with other races.

# 2007 CENSUS *OF* AGRICULTURE

## Lonoke County – Arkansas

### Farms with Native Hawaiian or Other Pacific Islander Operators Compared with All Farms



Data are not available at this geographic level for farms with Native Hawaiian or Other Pacific Islander operators.



United States Department of Agriculture  
National Agricultural Statistics Service

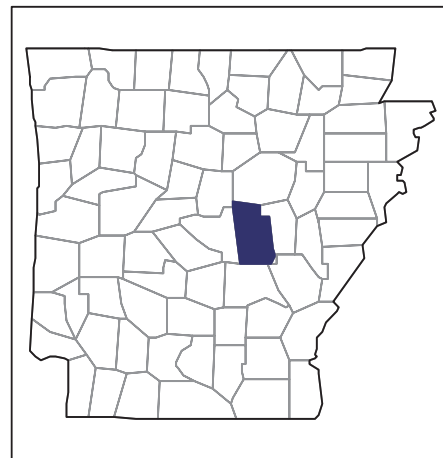
[www.agcensus.usda.gov](http://www.agcensus.usda.gov)



# 2007 CENSUS *OF* AGRICULTURE

**Lonoke County – Arkansas**

**Farms with White Operators  
Compared with All Farms**



**Data are not available at this geographic level for farms with White operators.**



United States Department of Agriculture  
National Agricultural Statistics Service

[www.agcensus.usda.gov](http://www.agcensus.usda.gov)

